

AC 515.2

Manual de Recambios Spare Parts Manual

Rev. A



Procedimiento de Piezas de Recambio

Procedure of Ordering Spare Parts

Introducción

Este catálogo de recambios contiene todas las piezas usadas por Carrier Sütrak para esta unidad. La columna de cantidad muestra el número de piezas que tiene por equipo. .

Información del fabricante

En caso de realizar una reparación, utilizar únicamente partes originales Carrier Sütrak .El uso de partes no originales y aprobadas por Carrier Sütrak puede generar riesgos en la seguridad e incorrecto funcionamiento de la unidad ;en algunos casos la unidad puede perder su garantía de fábrica y dejar de cumplir con las normas y regulaciones oficiales. Este manual muestra modelos estándar .Para otras opciones que no figuren en este manual póngase en contacto con nosotros.

Introduction

This spare parts manual contains all the spare parts used by Carrier Sütrak in this unit. The column quantity shows how many times you will find each piece in one unit.

Manufacturer information

In the event of repair, only use original Carrier Sütrak parts. The use of "non original" parts which have not been tested and approved by Carrier Sütrak can lead to serious risk for the safety and correct operation of the unit; in certain cases the equipment may no longer be covered by the warranty or comply with the approval standards of the requisite authorities.

This manual shows standard models. For any options that do not figure in the manual, please contact us.

Carrier Sütrak Ibérica

C\ Aragoneses Nº4 Alcobendas (Madrid)

Tel: 00 34- 91 661 22 59 Fax: 00 34-91 661 77 42

eMail: Recambios Sutrak Iberica@carrier.utc.com

info.suetrak@carrier.utc.com

Usted merece un servicio rápido y correcto ,Para evitar problemas con el pedido ,por favor proporcione la siguiente información:

1. Dirección exacta. Incluya cualquier información adicional
2. Indique método de envío .Por ejemplo ,terrestre ,Express, aereo, etc.
3. Tipo exacto de unidad y año de fabricación (Numero de Serie)
4. Cantidad y número de referencia de las piezas requeridas.

You require a prompt and correct supply. In order to comply with this demand, we need to have the following information :

1. your exact address.
2. Requested kind of dispatch. For example,surface mail,air mail,airf right,etc.
3. Exact type of unit and year of construction.(serial number)
4. Quantity and code number of the required spare parts

Contenidos

Contents



SUTRAK

AC 515.2



Unidad Nueva Desde Mayo 2005
New Unit After May 2005



Unidad antigua Hasta Mayo 2005
Old Unit Until Manufactured May 2005

S


Cajón y Tapa AC 515.2.....	4
Componentes Sistema Frigorífico AC 515.2.....	6-8
Control Eléctrico y Partes de Funcionamiento AC 515.2.....	10
Control Eléctrico y Partes Opcionales AC 515.2.....	12

B


Frame and cover AC 515.2.....	4
Components Cooling System AC 515.2.....	6-8
Electric Control and Operating Parts AC 515.2.....	10
Electric Control and Optional Parts AC515.2.....	12

Cajón y Tapa AC 515.2

Frame and Cover AC 515.2




Pos. 1




Pos. 2




Pos. 3



Pos. 4



Pos. 5




Pos. 6



Pos. 7



Pos. 8



Pos. 9




Pos.10



Pos. 11

Pos. 12



Pos. 13



AC 515.2


Pos.	Descripción	Description	Nº Orden Ordering No.	Cantidad Quantity
1	Tapa	Cover	00 131290/K	1
2	Cajón	Housing	00 142240	1
3	Motor Condensador	Condenser fan/motor	00 130023/S	3
4	Tornillo 6x35	Screw 6X35	00 131293	12
5	Tuerca Enjaulada M 6	Caged Nut M 6	00 226013/I	17
6	Arandela de Nylon	Washer Nylon	00 230006/N	17
7	Tuerca Nuser	Nut Nuser	00 131312	12
8	Perfil Cierre 8 MT	Profile Closure 8 MT	00 141221	1
9	Rejilla	Grid	00 131251	3

Versión Antigua Hasta Mayo 2005
Old version Until Manufactured May 2005


10	Motor Condensador	Condenser fan/motor	00 130013/M	3
11	Helice Motor	Condenser Motor Grill	00 171361	3
12	Anillo Seguridad	Security Clamp	00 131295	3
13	Rejilla	Grid	00 131294	3

Componentes Frigoríficos AC 515.2

Components Cooling System AC 515.2




Pos. 1




Pos. 2 , 3



Pos. 4




Pos. 5




Pos. 6



Pos. 7




Pos. 8




Pos. 9



Pos. 10



Pos. 11



Pos. 12



Pos. 13



Pos. 14




Pos. 15




Pos. 16



Pos. 17




Pos. 18



Pos. 19



Pos. 20




Pos. 21

Pos.	Descripción	Description	Nº Orden Ordering No.	Cantidad Quantity
1	Válvula expansión	Expansion Valve	00 171561/ET	2
2	Evaporador izquierda	Evaporator coil left	00 141077/I	1
3	Evaporador derecha	Evaporator coil right	00 141077/D	1
4	Orificio Temostatico N°6	Temostatic Valve Element N°6	00 171424	2
5	Tuerca Ciega	Nut Blind	00 225053	2
6	Tapón 3/8	Tube Cap 3/8	00 171308	1
7	Filtro Deshidratador	Filter drier	00 171489	1
8	Bateria Condensador	Condenser Coil	00 132214	1
9	Presostato Alta	HP-switch	00 181104	1
10	Bicono G 6	Cone Adapter G 6	00 171525	1
11	Presostato Baja	LP-switch	00 181105	1
12	Capilar 1/4	Capillary Tube 1/4	00 181310	2
13	Visor 3/8" Sold.	Sight Glass 3/8"	00 171130	1
14	Válvula de Seguridad 3/8	Safety Valve 3/8	00 171087	1
15	Tórica G 10	O´ring Safety Valve G 10	00 171625	2
16	Tórica G 6	O´ring Safety Valve G 6	00 171623	1
17	Arandela plana A23	Flat Washer A23	00 230020	6
18	Arandela plana A26	Flat Washer A26	00 230052/B	4
19	Arandela plana A4	Flat Washer A4	00 230009	16
20	Arandela plana A6	Flat Washer A6	00 171230	4
21	Abrazadera 20-32	Hose Clamp 20-32	00 248004	4

Componentes Frigoríficos AC 515.2

Componets Cooling System AC 515.2



Pos. 22

Pos. 23

Pos. 24

Pos. 25

Pos.26




Pos. 27

Pos. 28

Pos.29

Pos. 30

Pos. 31



Pos. 32

Pos. 33

Pos. 34

Pos. 35



Pos. 36

Pos. 37


Pos. 38

Pos. 39

Pos.	Descripción	Description	Nº Orden Ordering No.	Cantidad Quantity
22	Tuerca pasamuros G12	Bulkhead Nut G12	00 141049	2
23	Tuerca pasamuros G10	Bulkhead Nut G10	00 141059	3
24	Tuerca pasamuros G6	Bulkhead Nut G6	00 141048	2
25	Tuerca M 4	Nut M 4	00 220002	16
26	Tomillo 6X25	Screw 6X25	00 131306	17
27	Torn. Hexagonal. M8X20	Hexagonal Screw M8X20	00 201072/I	2
28	Tom.Broca 4.8X13	Selft Tap Screw 4.8X13	00 217020	18
29	Abrazadera S/F 60-80S	Hose Clamp S/F 60-80S	00 248015	1
30	Filtro Aire 1200X130X20	Air Filter 1200X130X20	00 141370	2
31	Arandela Grower B 6	Lock Washer B6	00 234026	4
32	Cinta Antigoteo 1MT	Cork Tape 1MT	00 260010	1
33	Arandela Cónica 1/2	Copper Whaser 1/2	00 171084	1
34	Codo Calefacción 90º	Heating Outlet 90º Elbow	00 172406	1
35	Tubo Liquido	Liquid Line Inside	00 172437/1	1
36	Tubo Alta	Discharge Line Inside	00 172437/2	1
37	Tubo Baja	Suction Line	00 172437/3	1
38	Tubo Frontbox	Tube Assy Frontbox	00 172437/4	1
39	Tubo Válvula	Tube Assy Valve	00 172437/5	1

Control Eléctrico y Partes de Funcionamiento


Electric Control and Operating Parts




Pos. 1




Pos. 2



Pos. 3




Pos. 4




Pos.5



Pos. 6




Pos. 7



Pos. 8



Pos. 9



Pos.10




Pos. 11



Pos. 12/13



Pos. 14/15/16



Pos. 17



Pos. 18


Pos.	Descripción	Description	Nº Orden. Ordering No.	Cantidad Quantity
1	Centralita	Electrical board	00 182175/24	1
2	Turbina	Evaporator blower	00 140034	4
3	Abrazadera 3.5X140	Fast Clamp 3.5X140	00 181110	32
4	Cto. Instalación	Electric Bord/Harness Assy	00 182167/V	1
5	Terminal 8	Electrical Terminal 8	00 261015	2
6	Variador Velocidad DRB80	Speed Controller DRB80	33260910108	4
7	Sensor temperatura	Temperature sensor	33260903816	1
8	Base brida	Fast Clamp	00 181298	3
9	Harnés	Harnes	00 182176	1
10	Cuadro Mandos BT324.	Digital Display BT324	33260903060-00	1
11	Pin 1,5 mm	Pin 1,5 mm	33263303209	15
12	Relé 4 patas	Relay 4 pin	00 181311/24	9
13	Relé 5 patas	Relay 5 pin	00 181312/24	3
14	Fusible 20A	Fuse 20A	00 181277	4
15	Fusible 15A	Fuse 15A	00 181276	6
16	Fusible 10A	Fuse 10A	00 181275	1
17	Sop. Conector 24 vías	Support for connector 24 way	33261712039	1
18	Conector 24 vías	Connector 24 way	33261712038	1

Control Eléctrico y Partes de Opcionales


Electric Control and Optional Parts



↑
Pos. 19




↑
Pos. 20



↑
Pos. 21



↑
Pos. 22



↑
Pos.23/24



AC 515.2

Pos	Descripción	Description	Nº Orden. Ordering No.	Cantidad Quantity
19	Sonda Ext.	Temperature Sensor Ext.	33 260903815	1
20	Bat. Calefacción Dcha.	Battery Heat Right	00 141408/D	1
21	Bat. Calefacción Izq.	Battery Heat left	00 141408/I	1
22	Válvula Calefacción	Heating Valve	00 171297	1
23	Rejilla Retorno de Aire	Return Air Grille	00 142239	1
24	Rejilla Retorno de Aire	Return Air Grille	00 171409	1

Notas

Notes



Carrier Sütrak Ibérica
C\ Aragoneses Nº4 Alcobendas (Madrid)
Tel. 00 34-(91) 661 22 59 Fax 00 34-(91) 661 77 42

