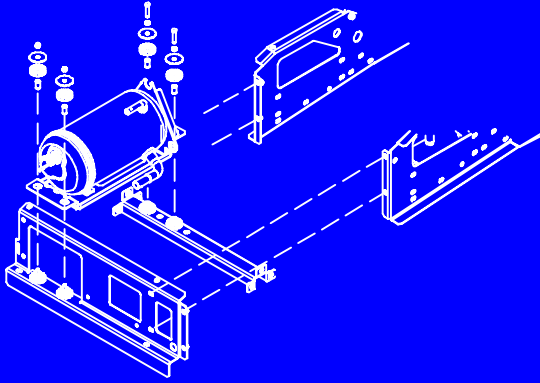




Transport Air Conditioning



SERVICE PARTS LIST

for

AvantAC^t

Electric & Hybrid

Roof Top Air Conditioning / Battery Cooler System



TRANSICOLD

SERVICE PARTS LIST

**BUS
AIR CONDITIONING
EQUIPMENT**

AvantAC^t Electric & Hybrid

Roof-Top Air Conditioning / Battery Cooler System

TABLE OF CONTENTS

SECTION NUMBER	Page
INTRODUCTION	iii
MODULE DESCRIPTION	iv
EQUIPMENT IDENTIFICATION	iv
OPTION DESCRIPTION	iv
GENERAL NOTES	viii
GENERAL NOTES	xi
ORDERING INSTRUCTIONS	xi
1 ASSEMBLIES	1
1.1 Condenser Assembly - Single	2
1.2 Condenser Assembly - Double	6
1.3 Evaporator Assembly - Single - Basic	10
1.4 Evaporator Assembly - Single - Fresh Air Option	14
1.5 Evaporator Assembly - Single - Heat Option	16
1.6 Evaporator Assembly - Double - Basic	18
1.7 Evaporator Assembly - Double - Fresh Air Option	22
1.8 Evaporator Assembly - Double - Heat Option	24
2 CONNECTION KITS	26
2.1 Connection Kit - Standard Module	26
2.2 Connection Kit - Extended Module	28
2.3 Connection Kit - Water Cooler	30
2.4 Heating Connections - Seperate Module	32
2.5 Heating Connections - Connected Module	33
2.6 Heating Connections - No Heat	34
2.7 Connections - Water Cooler Heat Exchanger	36
3 ELECTRICAL	38
3.1 Driver's Display	38
3.2 Electrical Kit - Standard Module - Low Voltage Harness	40
3.3 Electrical Kit - Standard Module - High Voltage Harness	42
3.4 Electrical Kit - Extended Module - Low Voltage Harness	44
3.5 Electrical Kit - Extended Module - High Voltage Harness	46
3.6 Electrical Kit - Hybrid Standard Module - Low Voltage Harness	48
3.7 Electrical Kit - Hybrid Standard Module - High Voltage Harness	50
3.8 Electrical Kit - Hybrid Extended Module - Low Voltage Harness	52
3.9 Electrical Kit - Hybrid Extended Module - High Voltage Harness	54
3.10 Electrical Kit - Water Cooler Module - Low Voltage Harness	56
3.11 Electrical Kit - Water Cooler Module - High Voltage Harness	58
4 INTERCONNECTING HARNESS KITS	60
4.1 Short Harness	60
4.2 Long Harness	62
4.3 5KW Hybrid Short Harness	64
4.4 5KW Hybrid Long Harness	66

TABLE OF CONTENTS (Continued)

SECTION NUMBER	Page
5	ELECTRIC INTERFACE KITS 68
5.1	1 Roof Module List 68
5.2	2 Roof Modules List 69
5.3	3 Roof Modules List 70
5.4	4 Roof Modules List 71
5.5	5 Roof Modules List 72
6	HYBRID INTERFACE KITS 74
6.1	Hybrid Modules - 1 Module List 74
6.2	Hybrid Modules - 2 Module List 75
6.3	Hybrid Modules - 3 Module List 76
6.4	Hybrid/Water Cooler Modules - 6 Module List 77
6.5	Hybrid Modules - Water Cooler Control Box 78
7	ELECTRIC COMPONENT ASSEMBLIES 80
7.1	91-00383-00 Control Box Assembly 80
7.2	91-00381-00 Control Box Assembly 82
7.3	91-00390-03 Fuse Box 1 Assembly (Hybrid) 84
7.3	91-00390-03 Fuse Box 1 Assembly (Hybrid) 85
7.4	91-00390-04 Fuse Box 2 Assembly (Hybrid) 86
7.5	91-00390-05 Fuse Box 3 Assembly (Hybrid) 88
7.6	Control Box Assembly (Hybrid / Water Cooler) 90
7.7	Power Box Assembly - Main Disconnect Switch 92
7.8	Power Box Assembly - Main Disconnect Switch (Hybrid / Water Cooler) 93
7.9	Resistor Assembly 94
7.10	Power Extension Cable Assembly 94
7.11	Hybrid High Voltage Cable Assembly - To Control Box 95
7.12	Hybrid High Voltage Cable Assembly - To Inverter 96
7.13	Split Corrugated Tubing 97
7.14	Flexible Trim 97
7.15	Wire Tie 97
8	GENERATOR 98
9	SKINS 100
9.1	Skins - 8 100
9.2	Skins - 16 102
9.3	Skins - 24 104
9.3.1	Skins - 24 - Common Parts 104
9.4	Skins - 32 106
9.5	Skins - 16 Connected 108
9.6	Skins - Water Cooler - Seperate Module 110
9.7	Skins - Water Cooler - Connected Module 112
10	INNER GASKET KIT 114
10.1	Gaskets - 8 114
10.2	Gaskets - 16 115
10.3	Gaskets - 24 116
10.4	Gaskets - 32 117

TABLE OF CONTENTS (Continued)

SECTION NUMBER	Page
11 OUTER GASKET KIT	118
11.1 Gaskets - 8	118
11.2 Gaskets - 16	120
11.3 Gaskets - 24	122
11.4 Gaskets - 32	124
11.5 Gaskets - 5 - Water Cooler	126
12 SPACER KITS	128
12.1 Spacer - 8	128
12.2 Spacer - 16	129
12.3 Spacer - 24	130
12.4 Spacer - 32	131
12.5 Spacer - 5 - Water Cooler Seperate/Connected Module	132
13 DECALS	133
PART NUMBER INDEX	Index-1

LIST OF ILLUSTRATIONS

Figure	Page
Figure 1-1 Component Identification	iii
Figure 1-2 Module Terminology And Configuration (Standard/ Extended Shown)	iii
Figure 1-3 Equipment Identification	iv
Figure 1-4 Wire Harness Installation Configuration (Typical)	v
Figure 1-5 Hybrid Wire Harness Installation Configuration (Typical)	vi
Figure 1-6 Hybrid/Water Cooler Wire Harness Installation Configuration (Typical)	vii
Figure 1-7 Water Cooler Wire Harness Installation Configuration (Typical)	viii
Figure 1-8 Standard Module Components	ix
Figure 1-9 Extended Module Components	x

INTRODUCTION

INTRODUCTION

This manual contains Service Parts for the AvantAC[†] Electric Roof-Top Air Conditioning and Heating System equipment furnished by Carrier Transicold.

The Carrier Transicold AvantAC series modules are of lightweight frame construction, designed to be installed on the vehicle roof.

AvantAC systems (see Figure 1-1.) consists of one or more roof top modules (see Figure 1-1., item 1), an

engine compartment mounted generator (see Figure 1-1., item 9) and a driver's control panel (see Figure 1-1., item 2). To complete the system, the air conditioning and heating equipment interfaces with electrical cabling, engine coolant piping (for heating), duct work and other components furnished by the bus manufacturer.

Operation of the system is controlled automatically by a network of microprocessors which maintains the vehicle's interior temperature at the desired set point.

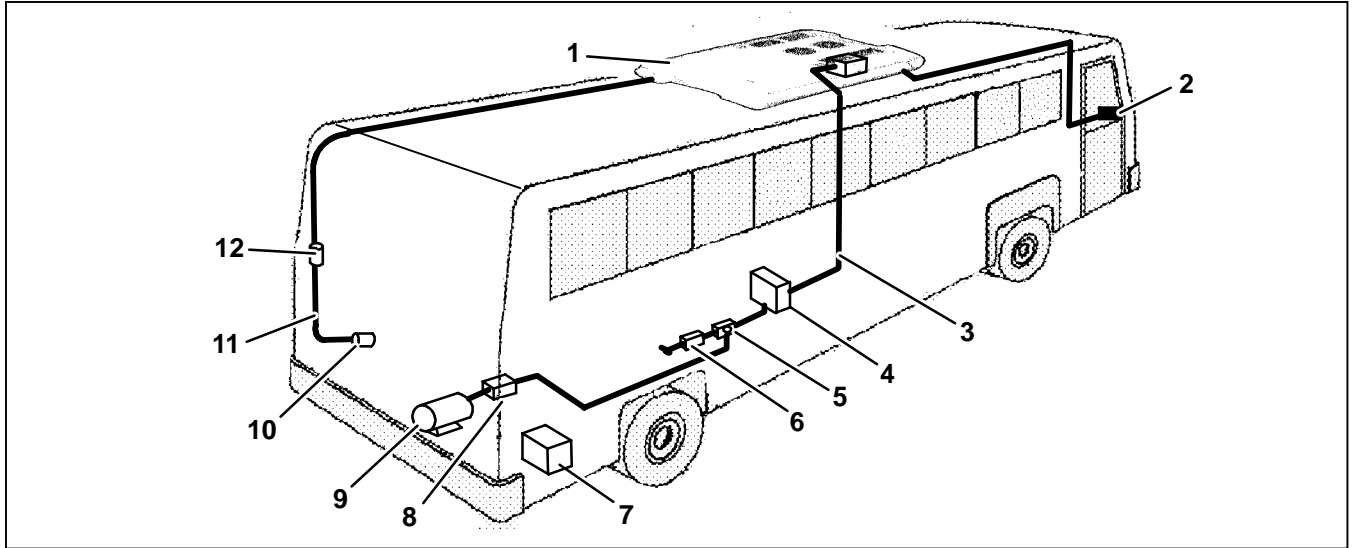


Figure 1-1 Component Identification

- | | |
|--|---|
| 1. Rooftop Module | 7. Battery |
| 2. Driver's Display | 8. Power Box Assembly - Main Disconnect |
| 3. Module Power Harness | 9. Generator |
| 4. Control Box Assembly (with IMD) | 10. Coolant Pump |
| 5. Power Source Selection Switch (if fitted) | 11. Coolant Water Piping |
| 6. Transformer (if fitted) | 12. Heat Valve |

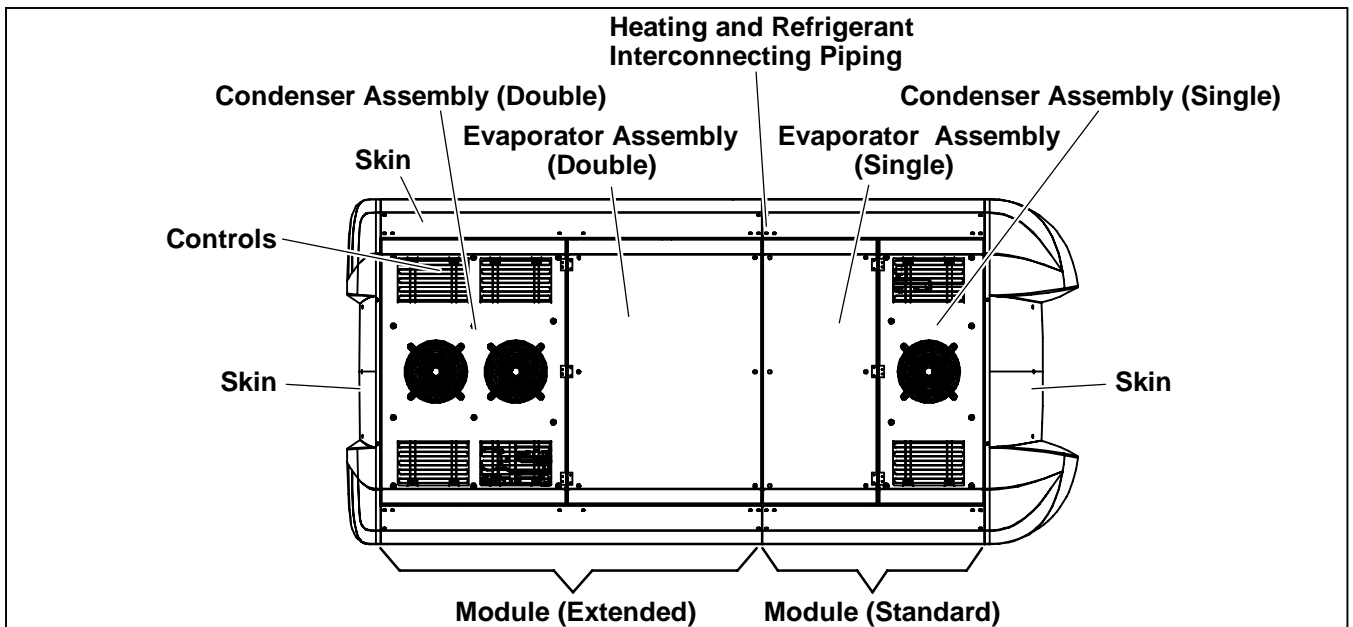


Figure 1-2 Module Terminology And Configuration (Standard/ Extended Shown)

MODULE DESCRIPTION.

The system is composed of one or more modules that have the appropriate interconnecting controls/wiring and heating tubing as shown in Figure 1-2.

Each module is comprised of an evaporator assembly and a condenser assembly which contain the refrigeration system and an inverter/microprocessor.

Assemblies can be either single or double. The evaporator assembly can be equipped as basic or with the fresh air and/or heater options. All components are accessible by removing the top covers.

EQUIPMENT IDENTIFICATION

Equipment Identification information is provided on decals (Figure 1-3) located inside the module. (See Figure 1-8 and Figure 1-9)

The decal provides the unit Serial Number, the PID (Parts Identification Number) and the Part Number. The PID number and the Part Number provide information on differences in detail parts.

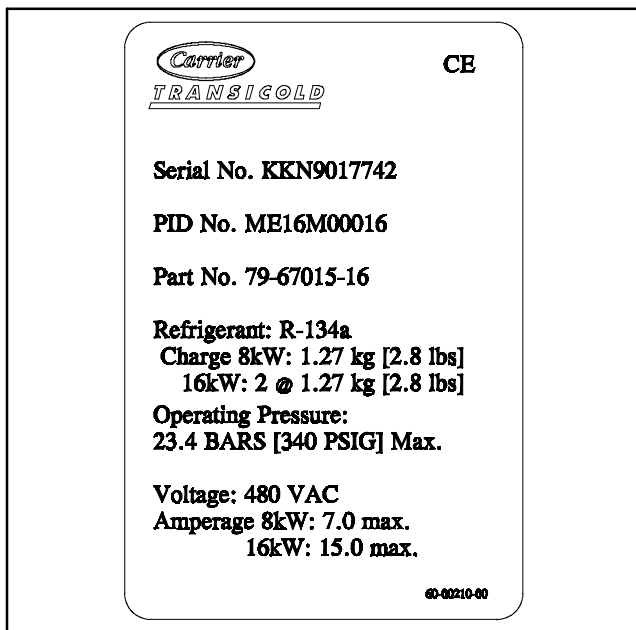


Figure 1-3 Equipment Identification

PID Number Break Down

The PID Number is used to define how the roof top equipment is optioned. The number is broken down into categories defined as: System, Module, Model and Evaporator Configuration. These four categories are defined and explained in the following paragraphs and legend.

OPTION DESCRIPTION

Various options may be factory or field equipped to the base unit. These options are listed in the table and described in the following subparagraphs.

System

The AvantAC system will be either the conventional system or fully electric system.

Module

The unit may be fitted with a single (standard) or dual (extended) refrigeration system.

Model

A designator is provided so that AvantAC modules are configured as either Connected or Master, Classic Or Electric.

Evaporator Configuration

The evaporator may be fitted with single evaporator (Standard) or double evaporator (Extended). A fresh air system and heater coils may also be fitted (W/). If the system does not have fresh air or heat (W/O) is so designated.

OPTION LEGEND

System	
MC	AvantAC Classic (Refer to T-332PL)
ME	AvantAC Electric
Module	
08	Standard
16	Extended
Model	
C	Classic Connected Module (Refer to T-332PL)
M	Classic Master & All Electric Module
Evaporator Configuration	
00012	W/O Fresh Air - W/O Heat - Standard
00013	W/ Fresh Air - W/O Heat - Standard
00014	W/O Fresh Air - W/ Heat - Standard
00015	W/ Fresh Air - W/ Heat - Standard
00016	W/O Fresh Air - W/O Heat - Extended
00017	W/ Fresh Air - W/O Heat - Extended
00018	W/O Fresh Air - W/ Heat - Extended
00019	W/ Fresh Air - W/ Heat - Extended

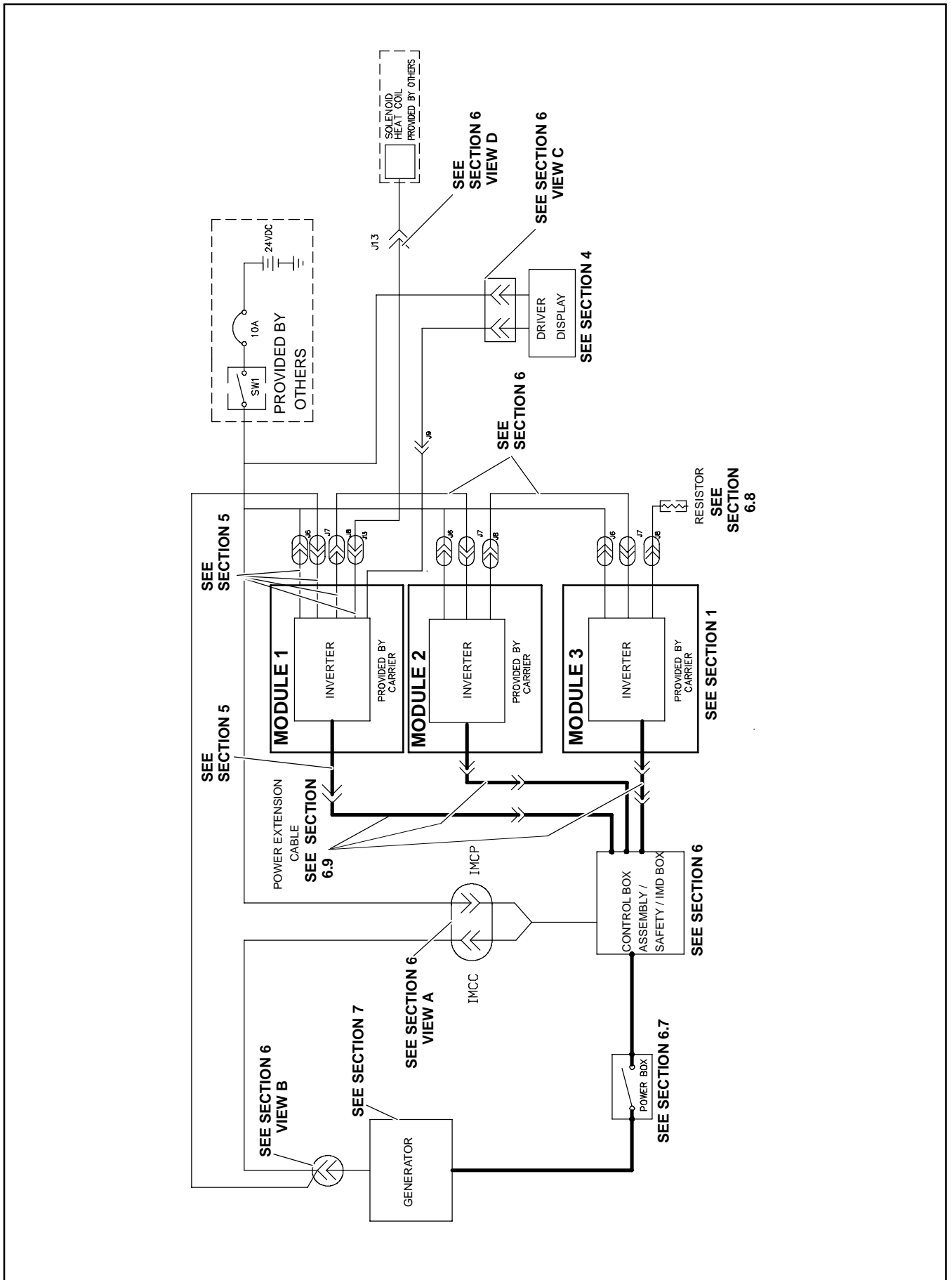


Figure 1-4 Wire Harness Installation Configuration (Typical)

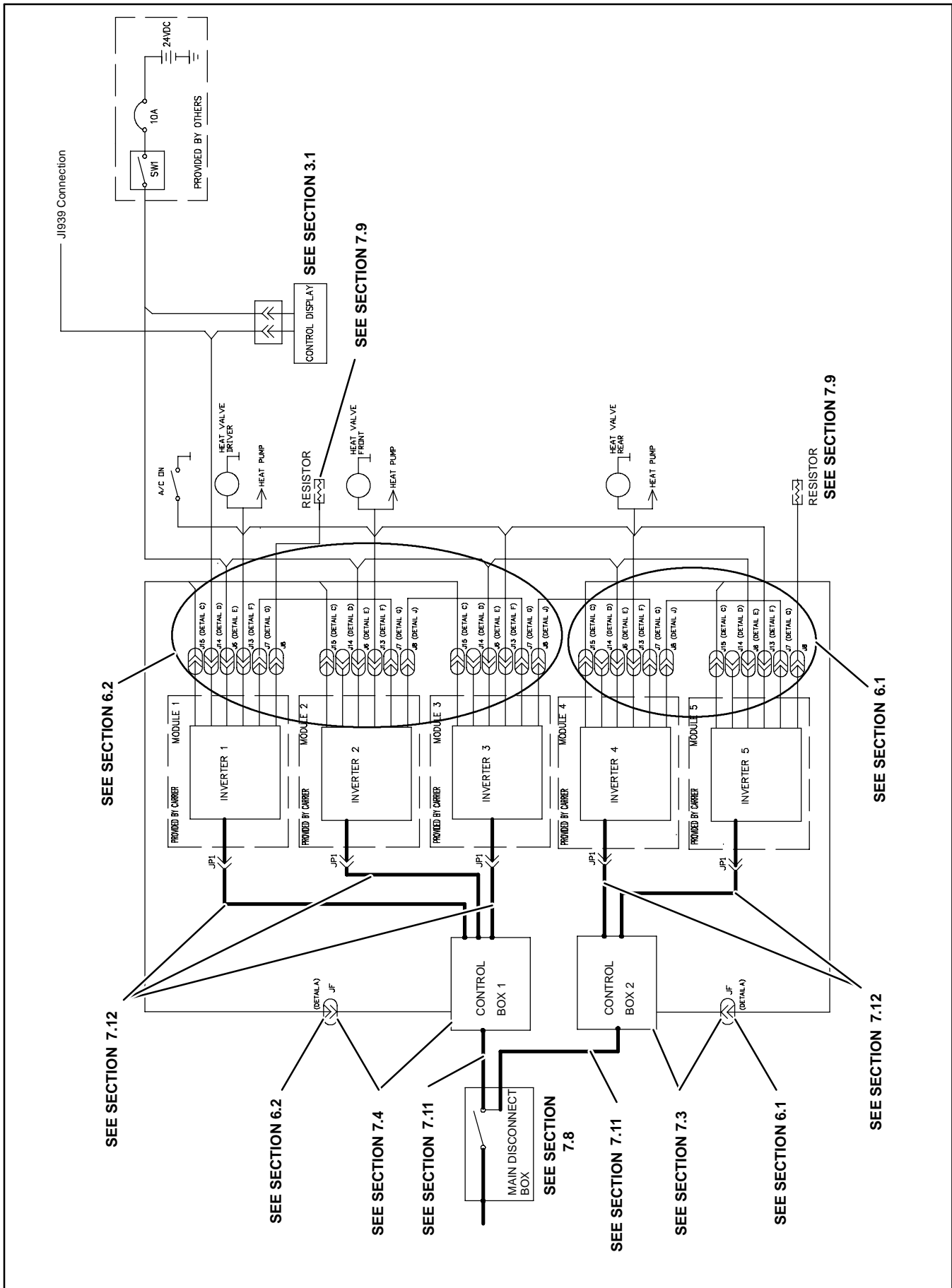


Figure 1-5 Hybrid Wire Harness Installation Configuration (Typical)

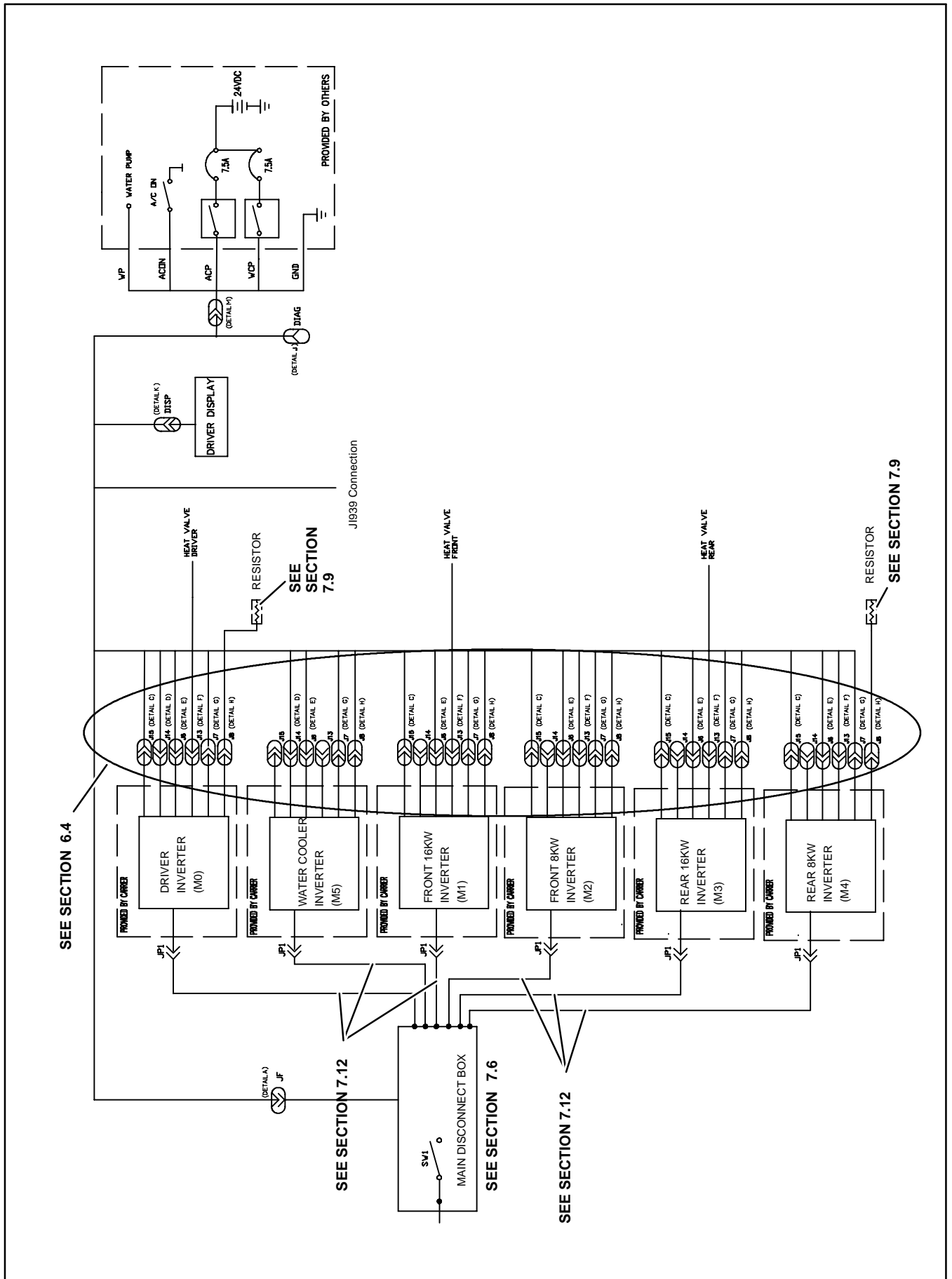


Figure 1-6 Hybrid/Water Cooler Wire Harness Installation Configuration (Typical)

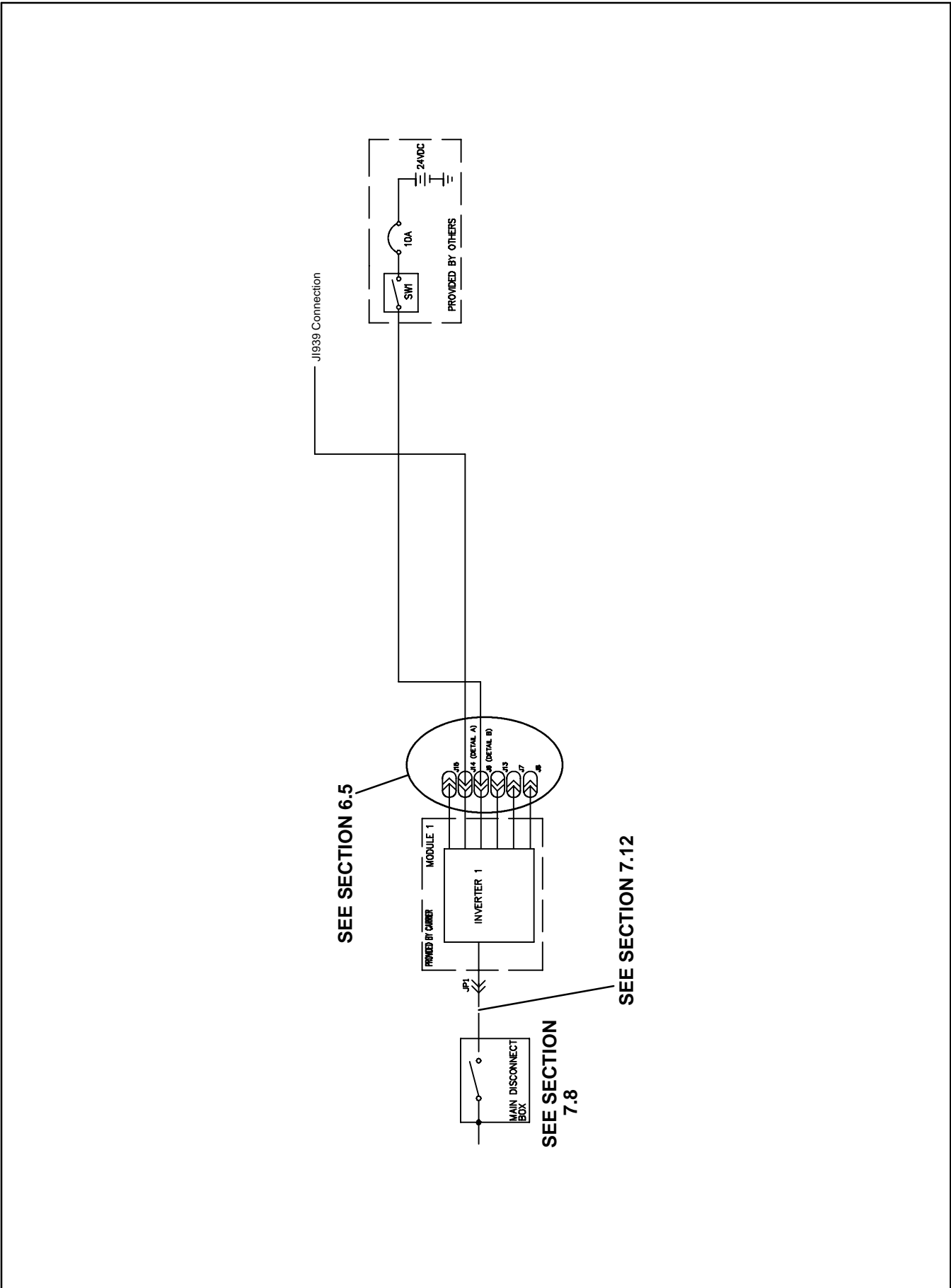
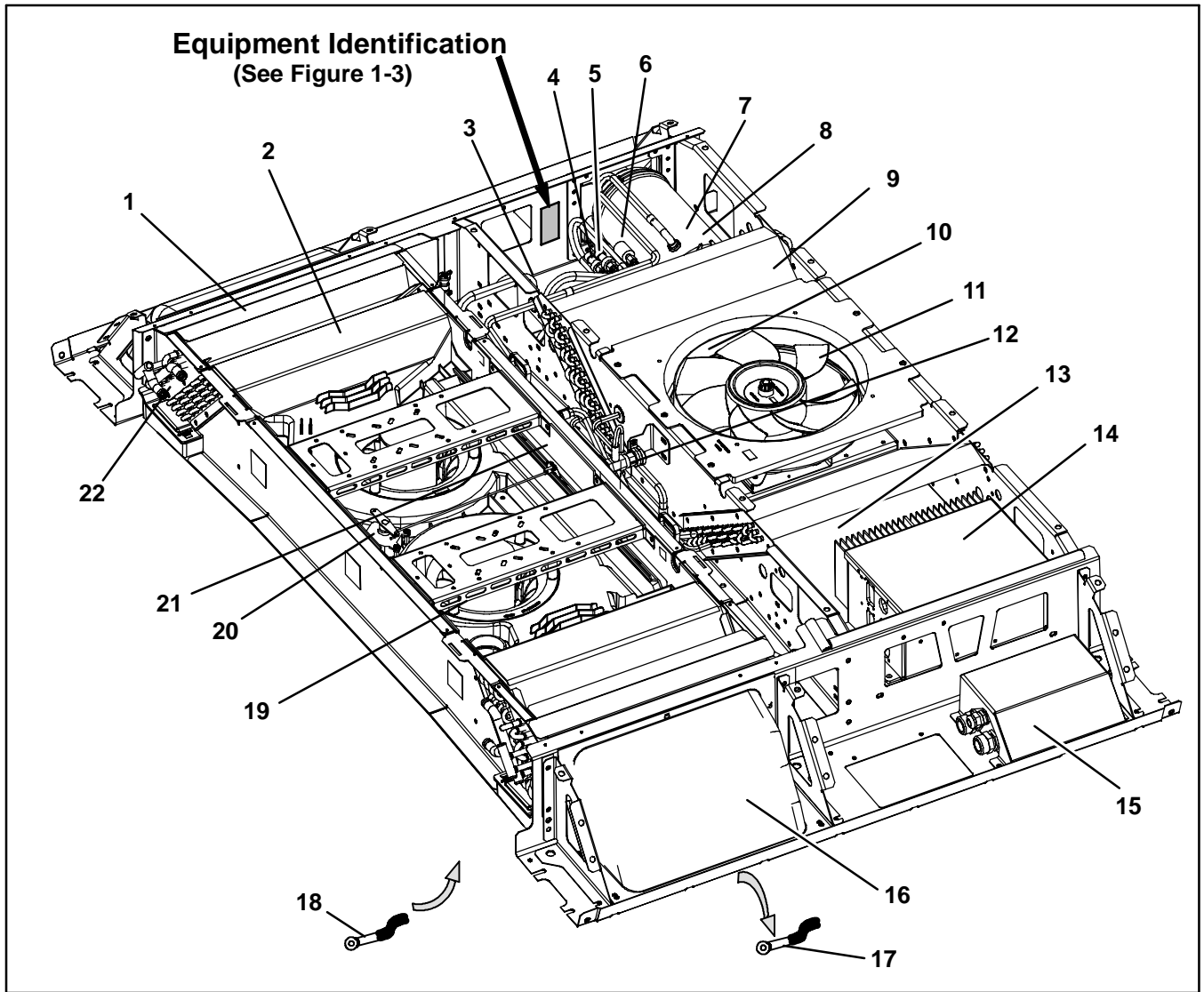


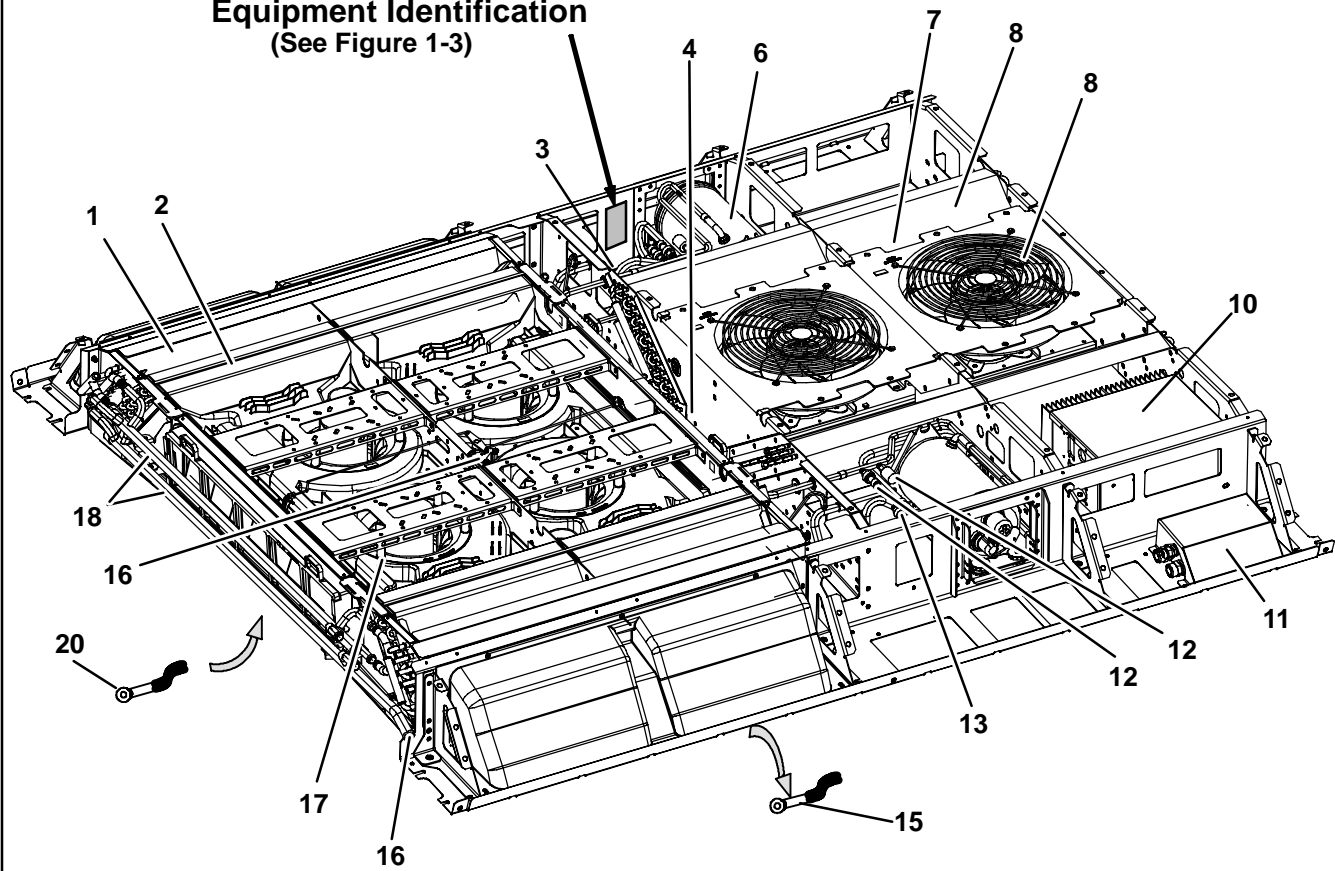
Figure 1-7 Water Cooler Wire Harness Installation Configuration (Typical)



- | | |
|---|--|
| 1. Heater Coil (2) | 14. Inverter/Microprocessor |
| 2. Evaporator Coil (2) | 15. Contactor Box |
| 3. Accumulator | 16. Supply Air Duct (2) |
| 4. Suction Pressure Transducer | 17. Supply Air Temperature Sensor (Mounted In Supply Air Duct) |
| 5. Discharge Pressure Transducer | 18. Return Air Temperature Sensor (Mounted In Return Air Duct) |
| 6. Discharge Pressure Switch | 19. Evaporator Fan (2) |
| 7. Compressor Temperature Switch | 20. Damper Operator |
| 8. Compressor | 21. Damper |
| 9. Condenser Coil (2) | 22. Coolant Connections, see Figure 1-9 |
| 10. Fusible Plug (Location) | |
| 11. Condenser Fan | |
| 12. Thermal Expansion Valve | |
| 13. Ambient Temperature Sensor (Location) | |

Figure 1-8 Standard Module Components

Equipment Identification
(See Figure 1-3)



- | | |
|---|--|
| 1. Heater Coil (2) | 12. Discharge Pressure Transducer (2) |
| 2. Evaporator Coil (2) | 13. Discharge Pressure Switch (2) |
| 3. Damper (2) | 14. Suction Pressure Transducer (2) |
| 4. Accumulator (Location) (2) | 15. Supply Air Temperature Sensor (Mounted In Supply Air Duct) |
| 5. Thermal Expansion Valve (Location) (2) | 16. Coolant Connection (2) |
| 6. Compressor (2) | 17. Evaporator Fan (4) |
| 7. Fusible Plug (Location) (2) | 18. Damper Operator |
| 8. Condenser Coil (2) | 19. Coolant Crossover Pipes |
| 9. Condenser Fan (2) | 20. Return Air Temperature Sensor (Mounted In Return Air Duct) |
| 10. Inverter/Microprocessor | |
| 11. Contactor Box | |

Figure 1-9 Extended Module Components

GENERAL NOTES

To find replacement parts , determine major group in which replacement part is located. Consult table of contents for the appropriate page for the illustrated breakdown of the replacement part. The following letter designations are used to classify parts throughout this list.

A/R *As Required*

NSS *Not Sold Separately* - Order next higher assembly or kit.

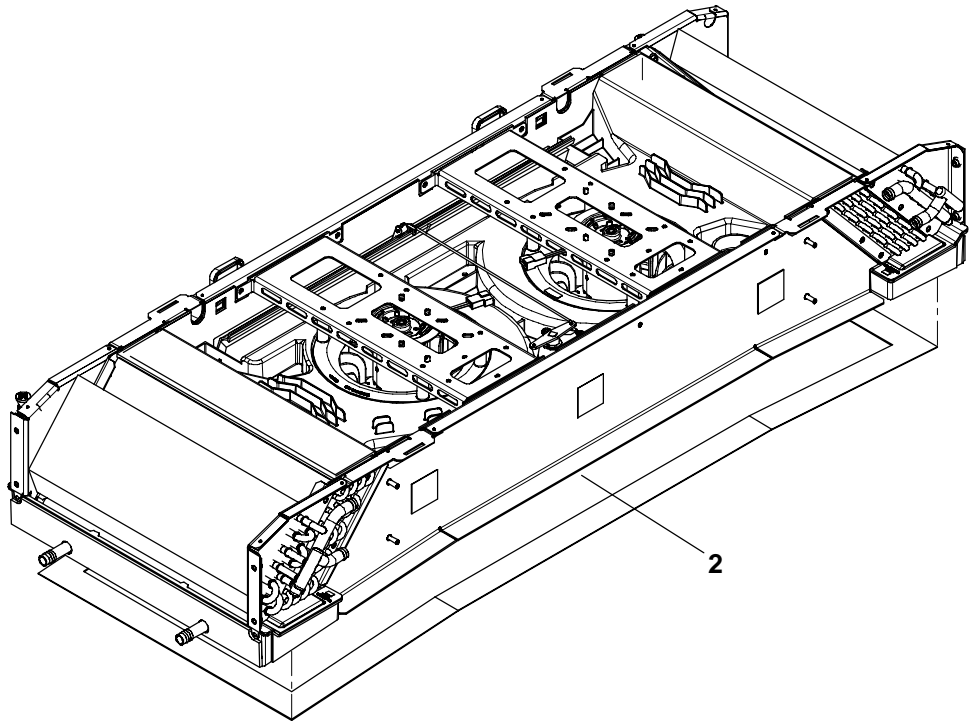
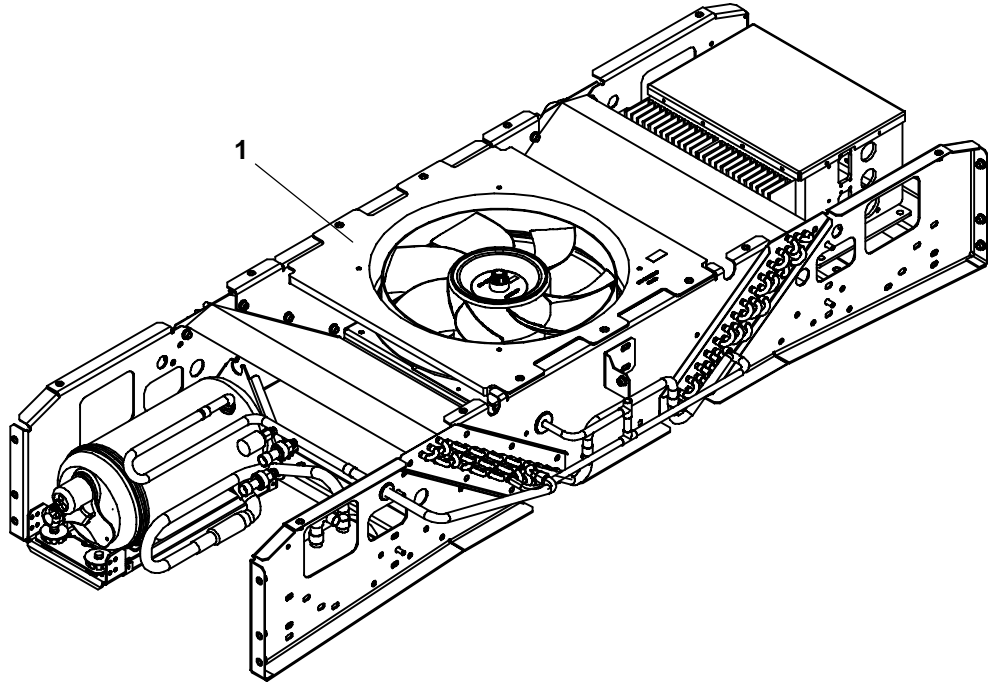
SST *Stainless Steel* - 300 Series unless otherwise specified.

SV *Suffix SV* added to part number designates service replacement part.

ORDERING INSTRUCTIONS

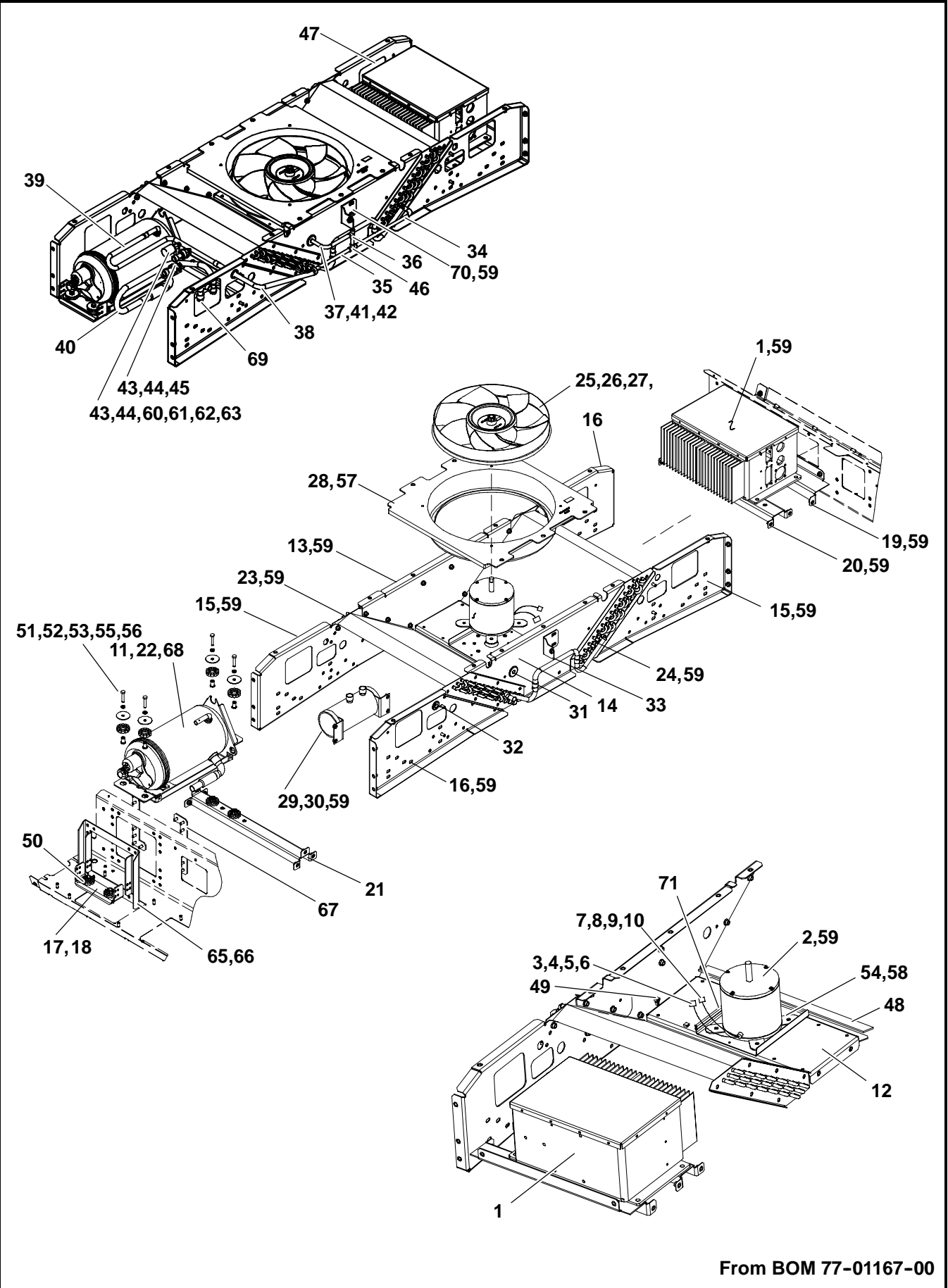
All orders and inquiries for parts must include: Unit Serial Number, Unit PID Number, the Part Number, description of the part as shown on the list and quantity required.

1 ASSEMBLIES



Item	Part Number	Description	Qty
1	-	Condenser Assembly	-
2	-	Evaporator Assembly	-

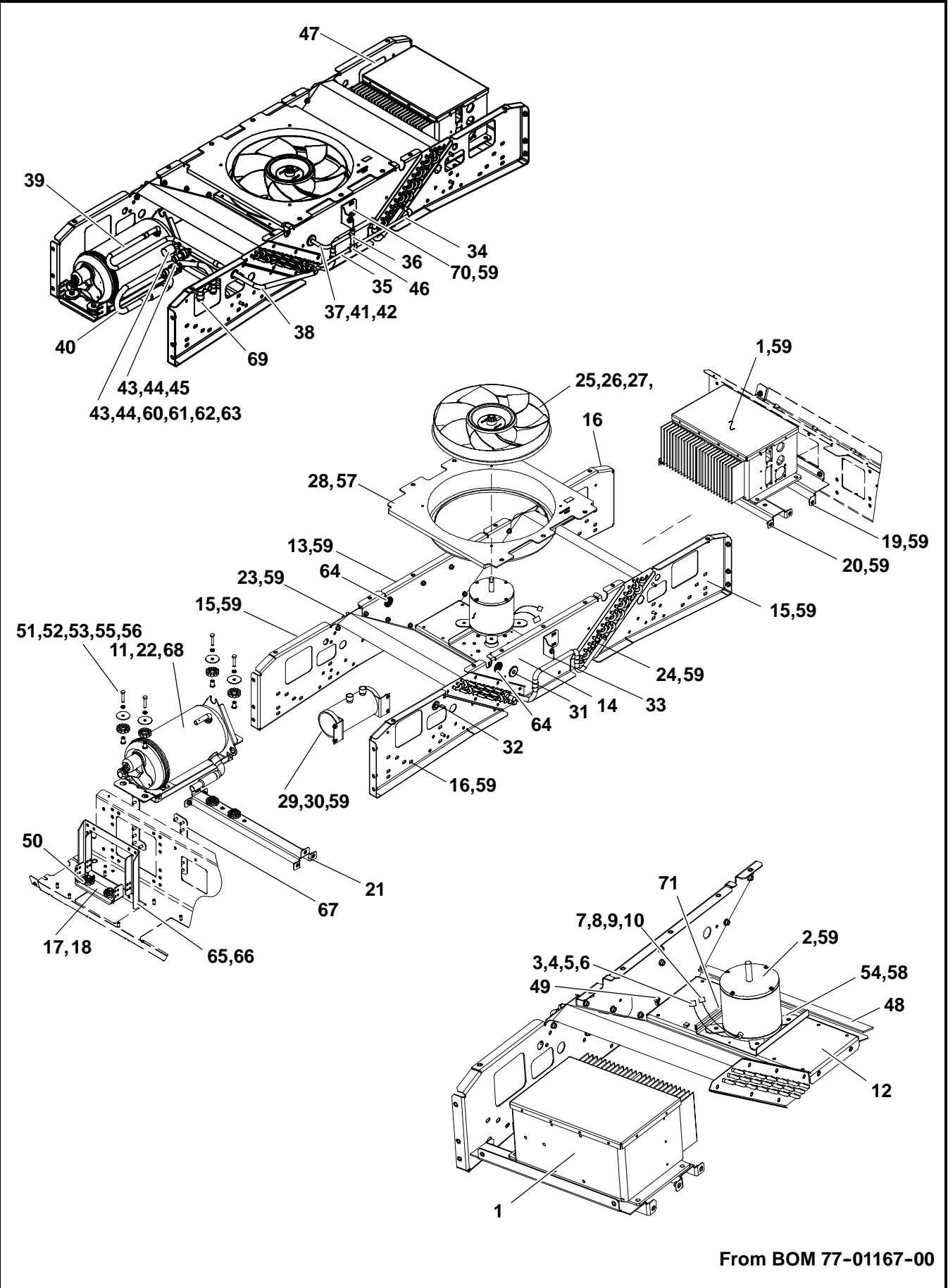
1.1 Condenser Assembly - Single



From BOM 77-01167-00

1.1 Condenser Assembly - Single (Continued)			
Item	Part Number	Description	Qty
1	12-00635-00	Inverter Assembly (VFD)	1
2	54-00604-00	Motor, Condenser, Induction, TENC, 250W - Includes:	1
3	22-60300-03	Connector, Power, 4 Wire Female	1
4	22-50269-00	Seal, Connector, Power, 4 Wire	1
5	22-50270-00	Pin, Universal, Male, Brass (14-20 AWG)	5
6	22-50271-00	Pin, Ground, Male, Brass (14-20 AWG)	1
7	22-60300-02	Connector, Power, Mating, 4 Wire Male	1
8	22-50272-00	Connector, Protector, 2 Wire Female	1
9	22-50273-00	Seal, Connector, Protector, 2 Wire	1
10	22-50274-00	Connector, Protector, Mating, 2 Wire Male	1
11	18-10130-00	Compressor Assembly, Rotary, 400V	1
12	68-14764-00	Bracket Assembly, Motor Mounting, Standard	1
13	68-14899-00	Support Assembly, Condenser	1
14	68-14760-00	Support Assembly, Condenser	1
15	68-14900-00	Bracket Assembly, Condenser Coil	2
16	68-14773-00	Bracket Assembly, Condenser Coil	2
17	68-15362-00	Support Assembly, Compressor	1
18	34-00928-13	Rivet, Blind, 4.75MM (.187) Dia., Grip Range 3.20MM (.126) to 6.35MM (.250) , SST	8
19	68-14791-00	Support Assembly, Inverter	1
20	68-14790-00	Support Assembly, Inverter	1
21	68-14789-00	Support Assembly, Compressor	1
22	79-01943-00	Bracket Assembly, Compressor, SST	1
23	08-00298-00	Coil Assembly, Condenser, Left Hand, Standard Module	1
24	08-00298-01	Coil Assembly, Condenser, Right Hand, Standard Module	1
25	38-00579-00	Fan Assembly, Condenser, 7 Blades, 317.50MM (12.50 Inch) Diameter - Includes:	1
26	NSS	Hub, Condenser Fan (Intergal Part of Fan)	-
27	34-50076-00	Screw, Set, Headless Hex Socket, Cup Point, M5 x 0.8MM x 8.0MM, SST	1
28	58-04651-00	Orifice, Condenser Fan	1
29	65-00186-00	Accumulator Assembly, 5/8 ODS Connections	1
30	42-00665-00	Insulation, Accumulator, Neoprene, Adhesive Backed	1
31	58-00065-61	Grommet, 9.65MM (0.38) ID x 25.4MM (1.00) Hole, 2.28MM (0.09) Groove	1
32	58-00065-75	Grommet, 12.70MM (0.50) ID x 19.05MM (0.75) Hole, 1.52MM (0.06) Groove	1
33	56-08440-00	Tube, Inlet, Bent, 1/2 OD x .035W Copper	1
34	56-08376-01	Tube, Outlet, Bent, 3/8 OD. x .028W Copper	1
35	56-08376-00	Tube, Outlet, Bent, 3/8 OD. x .028W Copper	1
36	56-08378-00	Tube, Straight, 3/8 OD x .028W x 33.10 MM Long, Copper	1
37	56-08380-00	Tube, Bent, 3/8 OD. x .028W Copper	1
38	56-08441-00	Tube, Inlet, Bent, 1/2 OD x .035W Copper	1
39	56-08310-00	Tube, Discharge, Bent, 1/2 OD x .049 W Copper	1
40	56-08580-00	Tube, Suction, Bent, 5/8 OD x .035 W Copper	1
41	40-00275-01	Adapter, 3/8 ODS x 1/4 FPT	1
42	14-01032-00	Plug, Fusible, 1/4 MPT	1

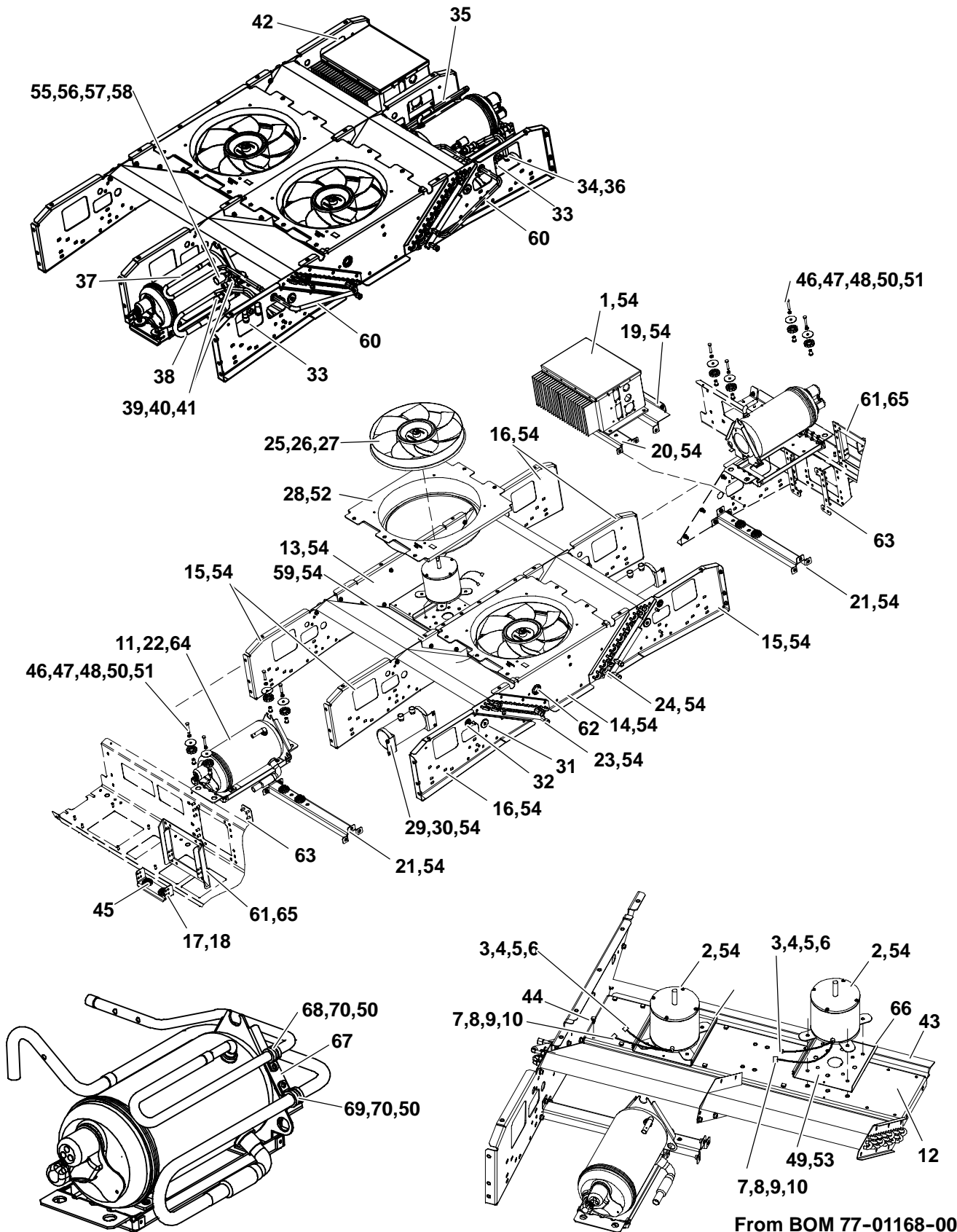
1.1 Condenser Assembly - Single (Continued)



From BOM 77-01167-00

1.1 Condenser Assembly - Single (Continued)			
Item	Part Number	Description	Qty
43	40-01124-00	Body, Valve, Schrader, Brass 1/4 SAE Flare - Includes:	3
44	14-00351-00	Core, Valve, Access (Nickel Plated)	1
45	12-00352-00	Transducer, Pressure	2
46	40-00168-03	Tee, 3/8 x 3/8 x 3/8 ODS	2
47	12-00305-07	Thermistor, Ambient Sensor	1
48	42-00623-03	Insulation, Neoprene, 3.0MM Thick x 34.0MM x 435.0MM, Adhesive Backed	2
49	58-04316-00	Base, Push Mount, Cable Tie, 6.4MM (.250) Diameter Mounting Hole	3
50	58-04604-01	Shockmount, Scroll Compressor (Bushing)	4
51	58-04604-00	Shockmount, Scroll Compressor (Ring)	4
52	34-00662-19	Washer, Plain, Special, 6.50MM (.256) ID, SST	4
53	04-00064-00	Bushing, Compressor, SST	4
54	68-15240-00	Support, Fan Motor	1
55	34-01146-06	Washer, Split Lock, M6, SST	4
56	34-01152-35	Screw, Hex Head, M6 x 35MM Long, SST	2
57	34-01267-20	Screw, Flat Head Socket, M6 x 20MM Long, Grade 10.9, Zinc	5
58	34-00928-03	Rivet, Blind, 3.18MM (1/8) Dia., Grip Range 4.76MM (3/16) to 6.35MM (1/4) , SST	2
59	34-01266-20	Screw, Hex Head, Slotted, Sems, M6 x 20MM Long, Zinc	52
60	12-00299-14	Switch, Pressure,High - Includes:	1
61	22-01585-00SV	Connector, Male, 2 Pin, Black	1
62	22-02393-00	Terminal, Male (14-16 AWG)	2
63	22-02394-01	Seal, Cable, Blue	2
64	66U1-5562-5	Plug, Button, 25.4MM (1.00) Diameter Hole	2
65	34-01184-06	Nut, Lock, Nylon Insert, M6, SST	16
66	68-15360-00	Plate, Support, Compressor	1
67	68-15361-00	Plate Assembly	2
68	8HD9096D	Screw, Hex Head, Compressor Mounting, M6 x 11.5MM Long	4
69	56-08442-00	Tube, Suction, Bent, 5/8 OD x .040 W Copper	1
70	68-15040-00	Bracket Assembly, TXV	1
71	42-00183-31	Trim, Flexible, Fine Pebble, Black (25 Feet Roll)	1

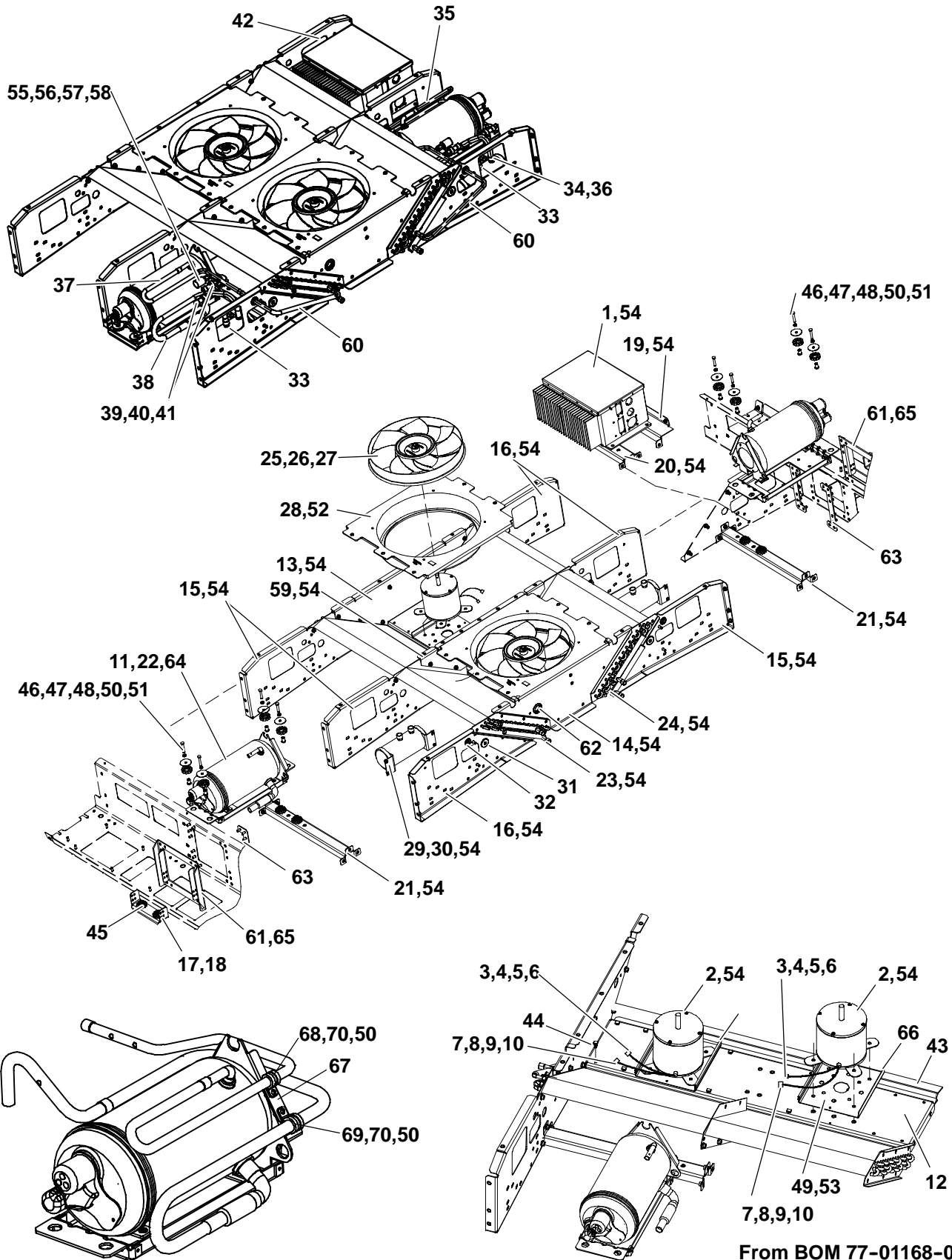
1.2 Condenser Assembly - Double



From BOM 77-01168-00

1.2 Condenser Assembly - Double (Continued)			
Item	Part Number	Description	Qty
1	12-00635-00	Inverter Assembly (VFD)	1
2	54-00604-00	Motor, Condenser, Induction, TENC, 250W - Includes:	2
3	22-60300-03	Connector, Power, 4 Wire Female	1
4	22-50269-00	Seal, Connector, Power, 4 Wire	1
5	22-50270-00	Pin, Universal, Male, Brass (14-20 AWG)	5
6	22-50271-00	Pin, Ground, Male, Brass (14-20 AWG)	1
7	22-60300-02	Connector, Power, Mating, 4 Wire Male	1
8	22-50272-00	Connector, Protector, 2 Wire Female	1
9	22-50273-00	Seal, Connector, Protector, 2 Wire	1
10	22-50274-00	Connector, Protector, Mating, 2 Wire Male	1
11	18-10130-00	Compressor Assembly, Rotary, 400V	2
12	68-14901-00	Bracket Assembly, Motor Mounting, Extended	1
13	68-14899-00	Support Assembly, Condenser	1
14	68-14760-00	Support Assembly, Condenser	1
15	68-14900-00	Bracket Assembly, Condenser Coil	3
16	68-14773-00	Bracket Assembly, Condenser Coil	3
17	68-15362-00	Support Assembly, Compressor	2
18	34-00928-13	Rivet, Blind, 4.75MM (.187) Dia., Grip Range 3.20MM (.126) to 6.35MM (.250), SST	16
19	68-14791-00	Support Assembly, Inverter	1
20	68-14790-00	Support Assembly, Inverter	1
21	68-14789-00	Support Assembly, Compressor	2
22	79-01943-00	Bracket Assembly, Compressor, SST	2
23	08-00299-00	Coil Assembly, Condenser, Left Hand, Extended Module	1
24	08-00299-01	Coil Assembly, Condenser, Right Hand, Extended Module	1
25	38-00579-00	Fan Assembly, Condenser, 7 Blades, 317.50MM (12.50 Inch) Diameter - Includes:	2
26	NSS	Hub, Condenser Fan (Intergal Part of Fan)	-
27	34-50076-00	Screw, Set, Headless Hex Socket, Cup Point, M5 x 0.8MM x 8.0MM, SST	1
28	58-04651-00	Orifice, Condenser Fan	2
29	65-00186-00	Accumulator Assembly, 5/8 ODS Connections	2
30	42-00665-00	Insulation, Accumulator, Neoprene, Adhesive Backed	2
31	58-00065-61	Grommet, 9.65MM (0.38) ID x 25.4MM (1.00) Hole, 2.28MM (0.09) Groove	2
32	58-00065-75	Grommet, 12.70MM (0.50) ID x 19.05MM (0.75) Hole, 1.52MM (0.06) Groove	2
33	56-08442-00	Tube, Suction, Bent, 5/8 OD x .040 W Copper	2
34	56-08581-00	Tube, Suction, Bent, 5/8 OD x .035 W Copper	2
35	56-08383-00	Tube, Discharge, Bent, 1/2 OD x .049 W Copper	1
36	56-08587-00	Tube, Suction, Bent, 5/8 OD x .035 W Copper	1
37	56-08310-00	Tube, Discharge, Bent, 1/2 OD x .049 W Copper	1
38	56-08580-00	Tube, Suction, Bent, 5/8 OD x .035 W Copper	1
39	40-01124-00	Body, Valve, Schrader, Brass 1/4 SAE Flare - Includes:	6
40	14-00351-00	Core, Valve, Access (Nickel Plated)	1
41	12-00352-00	Transducer, Pressure	4
42	12-00305-07	Thermistor, Ambient Sensor	1

1.2 Condenser Assembly - Double (Continued)

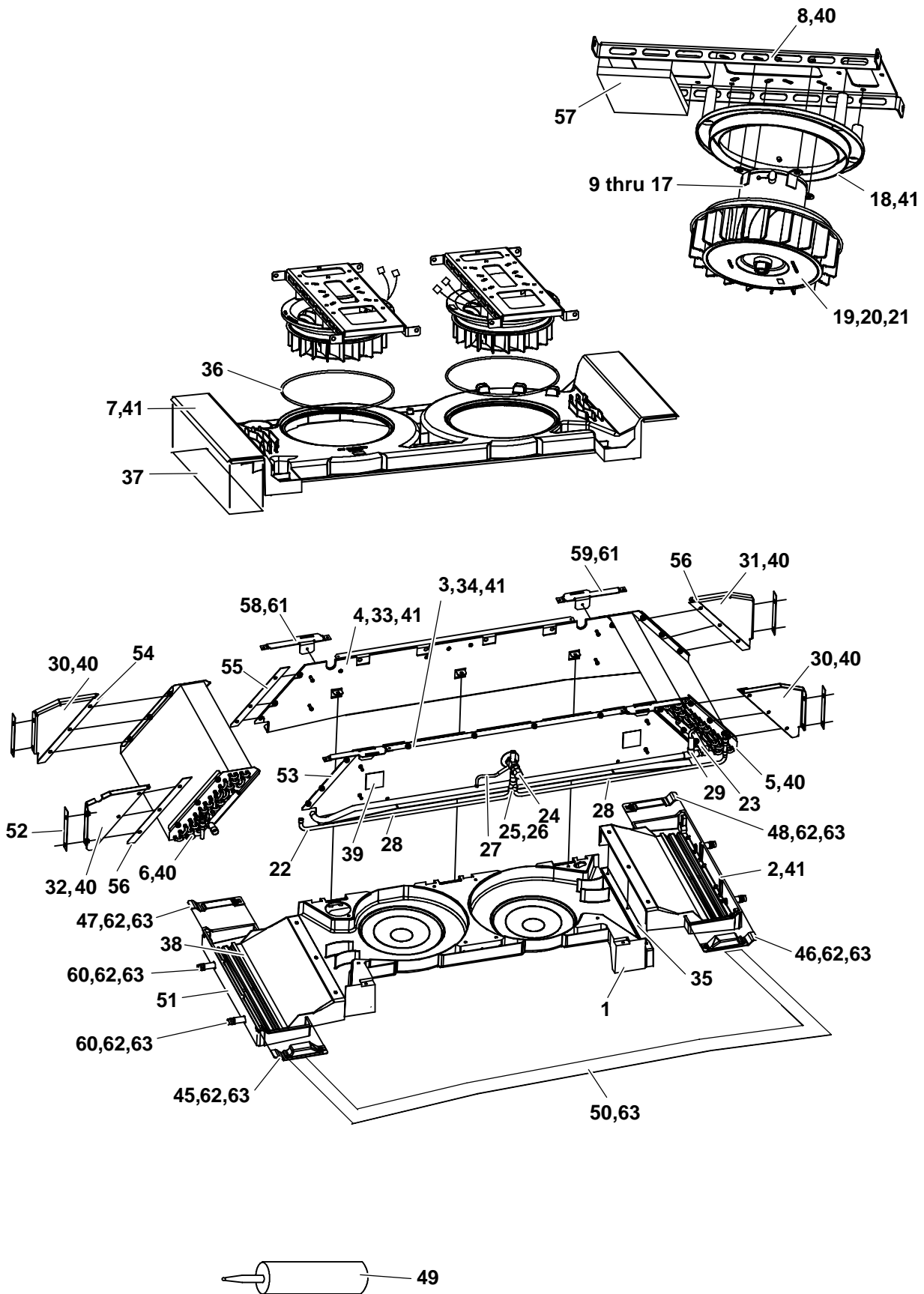


From BOM 77-01168-00

1.2 Condenser Assembly - Double (Continued)			
Item	Part Number	Description	Qty
43	42-00623-04	Insulation, Neoprene, 3.0MM Thick x 34.0MM x 868.0MM, Adhesive Backed	2
44	58-04316-00	Base, Push Mount, Cable Tie, 6.4MM (.250) Diameter Mounting Hole	7
45	58-04604-01	Shockmount, Scroll Compressor (Bushing)	8
46	58-04604-00	Shockmount, Scroll Compressor (Ring)	8
47	34-00662-19	Washer, Plain, Special, 6.50MM (.256) ID, SST	8
48	04-00064-00	Bushing, Compressor, SST	8
49	68-15240-00	Support, Fan Motor	2
50	34-01146-06	Washer, Split Lock, M6, SST	10
51	34-01152-35	Screw, Hex Head, M6 x 35MM Long, SST	8
52	34-01267-20	Screw, Flat Head Socket, M6 x 20MM Long, Grade 10.9, Zinc	10
53	34-00928-03	Rivet, Blind, 3.18MM (1/8) Dia., Grip Range 4.76MM (3/16) to 6.35MM (1/4) , SST	4
54	34-01266-20	Screw, Hex Head, Slotted, Sems, M6 x 20MM Long, Zinc	78
55	12-00299-14	Switch, Pressure,High - Includes:	2
56	22-01585-00SV	Connector, Male, 2 Pin, Black	1
57	22-02393-00	Terminal, Male (14-16 AWG)	2
58	22-02394-01	Seal, Cable, Blue	2
59	68-14896-00	Baffle Assembly, Condenser	1
60	56-08444-00	Tube, Inlet, Bent, 1/2 OD x .035W Copper	2
61	68-15360-00	Plate, Support, Compressor	2
62	66U1-5562-5	Plug, Button, 25.4MM (1.00) Diameter Hole	1
63	68-15361-00	Plate Assembly	4
64	8HD9096D	Screw, Hex Head, Compressor Mounting, M6 x 11.5MM Long	8
65	34-01184-06	Nut, Lock, Nylon Insert, M6, SST	32
66	42-00183-31	Trim, Flexible, Fine Pebble, Black (25 Feet Roll)	1
67	68-15325-00	Plate Assembly, Spacer, Compressor Tubing	1
68	34-00373-05	Clamp, Tube, Neoprene Cushion, 12.7 MM (.50) Diameter	1
69	34-00373-07	Clamp, Tube, Neoprene Cushion, 15.75 MM (.62) Diameter	1
70	34-01152-16	Screw, Hex Head, M6 x 20MM Long, SST	2

1.3 Evaporator Assembly - Single - Basic			
Item	Part Number	Description	Qty
1	58-04647-00	Housing, Bottom, Evaporator	1
2	58-04649-00	Pan, Drain, Standard Module	2
3	68-14763-02	Support Assembly, No Fresh Air	1
4	68-14762-00	Support Assembly, Side	1
5	08-00300-00	Coil, Evaporator, Left Hand, Standard Module	1
6	08-00300-01	Coil, Evaporator, Right Hand, Standard Module	1
7	58-04648-00	Housing, Top, Evaporator	1
8	68-14775-00	Bracket, Evaporator	2
9	54-00605-00	Motor, Evaporator Fan, Induction, 140W - Includes:	2
10	22-60300-03	Connector, Power, 4 Wire Female	1
11	22-50269-00	Seal, Connector, Power, 4 Wire	1
12	22-50270-00	Pin, Universal, Male, Brass (14-20 AWG)	5
13	22-50271-00	Pin, Ground, Male, Brass (14-20 AWG)	1
14	22-60300-02	Connector, Power, Mating, 4 Wire Male	1
15	22-50272-00	Connector, Protector, 2 Wire Female	1
16	22-50273-00	Seal, Connector, Protector, 2 Wire	1
17	22-50274-00	Connector, Protector, Mating, 2 Wire Male	1
18	58-04656-00	Orifice, Evaporator Fan	2
19	38-00581-00	Fan Assembly, Evaporator, 19 Blades, 225.96MM (8.89) Inches Diameter - Includes:	2
20	NSS	Hub, Evaporator Fan (Intergal Part of Fan)	-
21	34-50076-00	Screw, Set, Headless Hex Socket, Cup Point, M5 x 0.8MM x 8.0MM, SST	1
22	56-08443-00	Tube, Bent, 5/8 OD x .040 W Copper	1
23	56-08309-00	Tube, Suction, Bent, 5/8 OD x .040 W Copper	1
24	14-00232-16	Valve, Thermal Expansion, 3/8 ODS Inlet x 5/8 ODS Outlet, R-134a	1
25	40-00558-01	Distributor, 2 Circuit, (1) 5/8 ODS x (2) 3/8 ODS	1
26	56-08375-00	Tube, Expansion Valve, 5/8 O.D. x .040W x 34.8MM (1.37) Long	1
27	56-08374-00	Tube, Bent, Equalizer, TXV, 1/4 OD x .028W Copper	1
28	56-08324-00	Tube, Discharge, Bent, 3/8 OD x .028 Wall Copper	2
29	40-00168-05	Tee, Straight, 5/8 x 5/8 x 5/8 ODS	1
30	68-14797-00	Panel Assembly, Support	2
31	68-14797-01	Panel Assembly, Support	1
32	68-14997-00	Panel Assembly, Support	1
33	42-00618-00	Insulation, Support Assembly, Neoprene, Adhesive Backed	1
34	42-00618-04	Insulation, Support Assembly, Neoprene, Adhesive Backed	1
35	42-00624-00	Gasket, Drain Pan, Neoprene, Adhesive Backed	2
36	42-00625-00	Gasket, Evaporator Orifice, 4.50MM Diameter Neoprene	2
37	42-00622-00	Insulation, Evaporator Coil, Neoprene, Adhesive Backed	2
38	42-00623-00	Insulation, Drain Pan, Neoprene, Adhesive Backed	2
39	42-01120-01	Tape, Aluminum Foil, 50.8MM (2.0)Inches x 50.8MM (2.0) Inches	5
40	34-01266-20	Screw, Hex Head, Slotted, Sems, M6 x 20MM Long, Zinc	32
41	34-06298-12	Screw, Captive Washer, Phillips, M4 x 12MM Long, SST	27
42	34-60044-00	Screw, Captive Washer, Torx, M6 x 20MM Long, SST	8
43	34-01184-06	Nut, Lock, Nylon Insert, M6, SST	8
44	34-01151-06	Washer, Flat, M6, SST	8

1.3 Evaporator Assembly - Single - Basic (Continued)

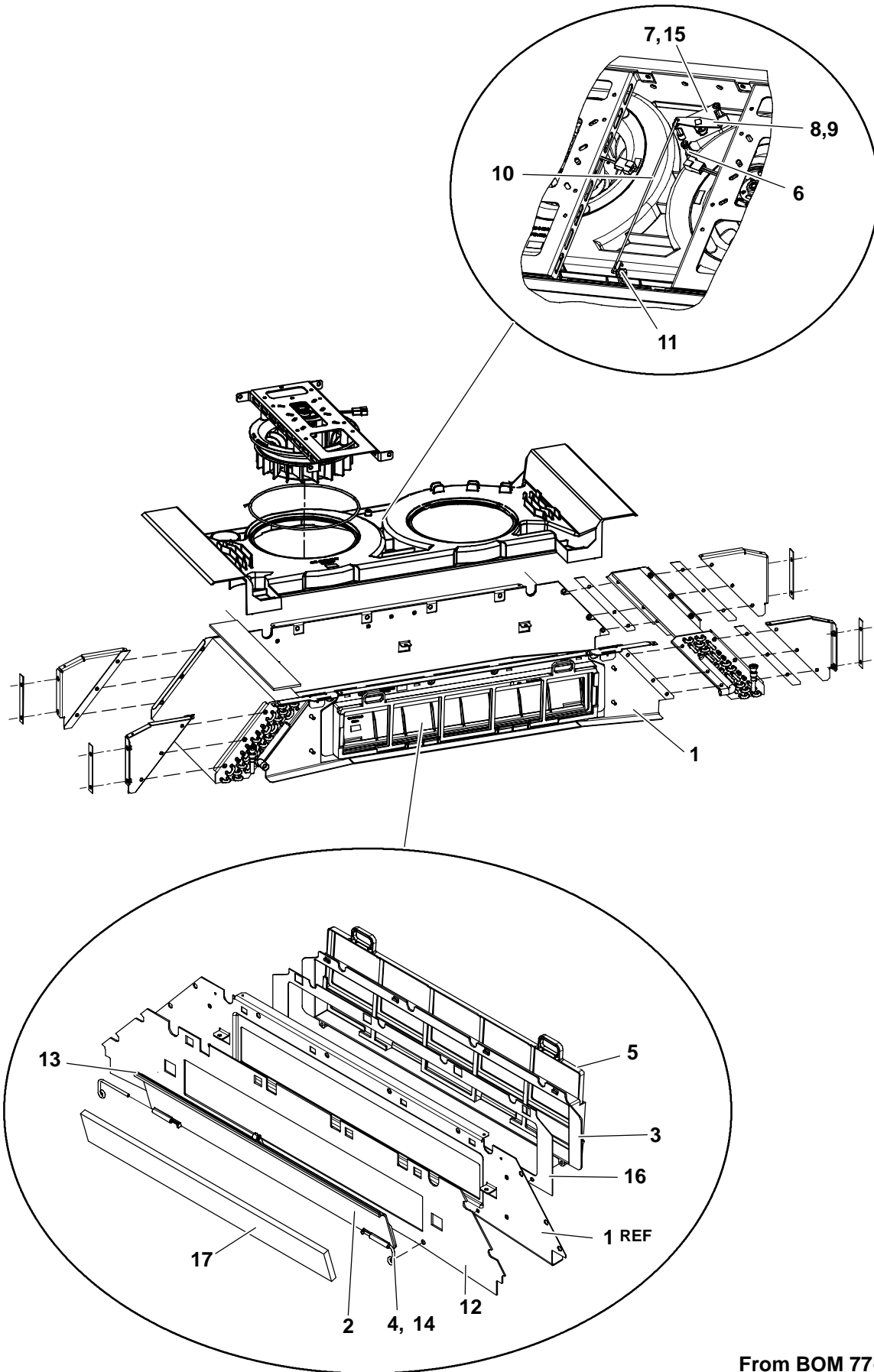


From BOM 77-01165-03

1.3 Evaporator Assembly - Single - Basic (Continued)

Item	Part Number	Description	Qty
45	58-04704-00	Cover, Drain Pan	1
46	58-04704-01	Cover, Drain Pan	1
47	58-04705-00	Cover, Drain Pan	1
48	58-04705-01	Cover, Drain Pan	1
49	02-00095-00	Sealant, Polyurethane Adhesive (1/10 Gallon Cartridge)	1
50	42-00661-00	Gasket, Evaporator, Volara Type A, Adhesive Backed (Standard Module)	1
51	42-00640-00	Gasket, Drain Pan, Neoprene, Adhesive Backed (Standard Module)	2
52	42-00652-00	Gasket, Evaporator Coil, Volara Type A, Adhesive Backed	4
53	42-00635-00	Gasket, Evaporator Coil, Volara Type A, Adhesive Backed	2
54	42-00635-01	Gasket, Evaporator Coil, Volara Type A, Adhesive Backed	2
55	42-00635-02	Gasket, Evaporator Coil, Volara Type A, Adhesive Backed	2
56	42-00635-03	Gasket, Evaporator Coil, Volara Type A, Adhesive Backed	2
57	42-00649-00	Insulation, Sound, Foam, Adhesive Backed	2
58	68-15117-00	Support, Cover	2
59	68-15117-01	Support, Cover	2
60	58-04723-00	Adapter, Drain Pan	4
61	34-00928-02	Rivet, Blind, 3.18MM (1/8) Dia., Grip Range 4.76MM (3/16) to 6.35MM (1/4), SST	12
62	02-00092-00	Adhesive, Structural Plastic, 2 Part Acrylic-Based	1
63	02-00094-00	Primer, Gasket (1 Quart Can)	1

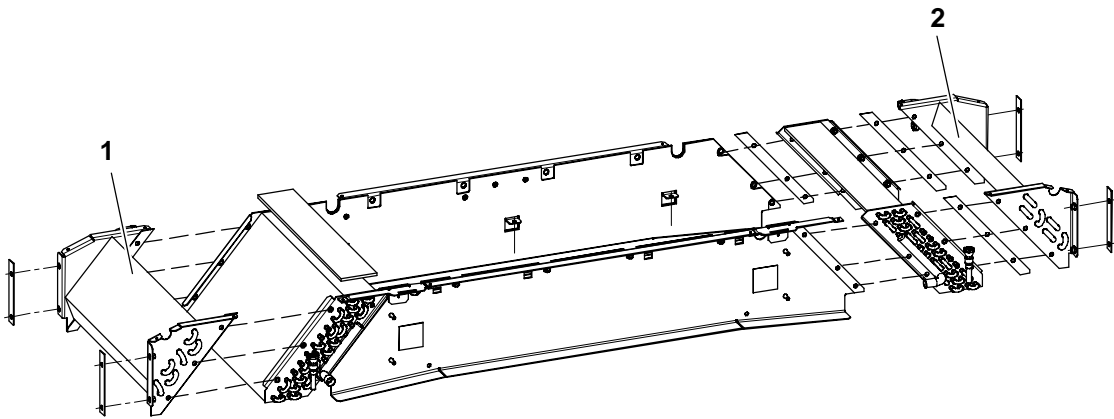
1.4 Evaporator Assembly - Single - Fresh Air Option



From BOM 77-01165-01

1.4 Evaporator Assembly - Single - Fresh Air Option			
Item	Part Number	Description	Qty
1	68-14763-00	Support Assembly, Side, Evapotator	1
2	58-04646-00	Baffle, Fresh Air, Evaporator	1
3	58-04690-00	Frame, Air Filter, Fresh Air	1
4	44-00432-00	Pin, Hinge, Fresh Air Baffle, 3/16 Diameter, SST	2
5	58-04694-00	Filter, Fresh Air	1
6	34-06199-01	Standoff, Motor, Fresh Air, M4 (Internal & External Threads)	3
7	54-00595-00	Motor, Linkage, Fresh Air, Permanent Magnet 24VDC	1
8	48-00397-00	Lever Assembly, Linkage, Fresh Air - Includes:	1
9	34-50076-00	Screw, Set, Headless Hex Socket, Cup Point, M5 x 0.8MM x 8.0MM, SST	1
10	73-00206-00	Rod, Linkage, Fresh Air	1
11	44-00433-00	Clip, Linkage, Fresh Air	1
12	42-00618-01	Insulation, Support Assembly, Neoprene, Adhesive Backed	1
13	42-00623-01	Insulation, Baffle, Fresh Air, Neoprene, Adhesive Backed	1
14	34-06299-20	Screw, Captive Washer, Phillips, M5 x 20MM Long, SST	2
15	34-06298-16	Screw, Captive Washer, Phillips, M4 x 16MM Long, SST	3
16	42-00641-00	Gasket, Filter Frame, Fresh Air, Neoprene, Adhesive Backed	1
17	42-00649-03	Insulation, Sound, Foam, Adhesive Backed	1

1.5 Evaporator Assembly - Single - Heat Option

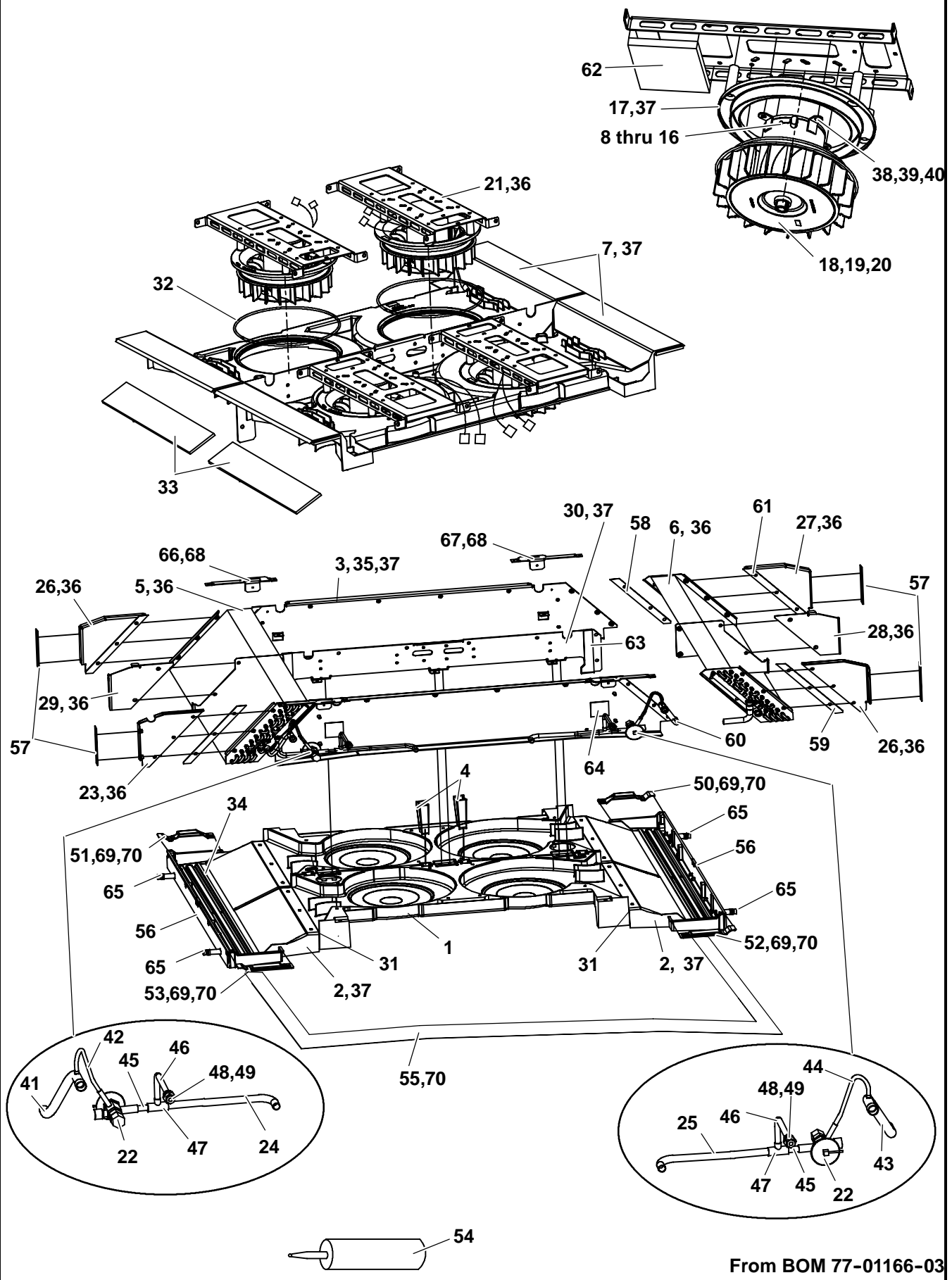


From BOM 77-01165-02

1.5 Evaporator Assembly - Single - Heat Option

Item	Part Number	Description	Qty
1	08-00295-00	Coil Assembly, Heater, Left Hand, Standard Module	1
2	08-00295-01	Coil Assembly, Heater, Right Hand, Standard Module	1

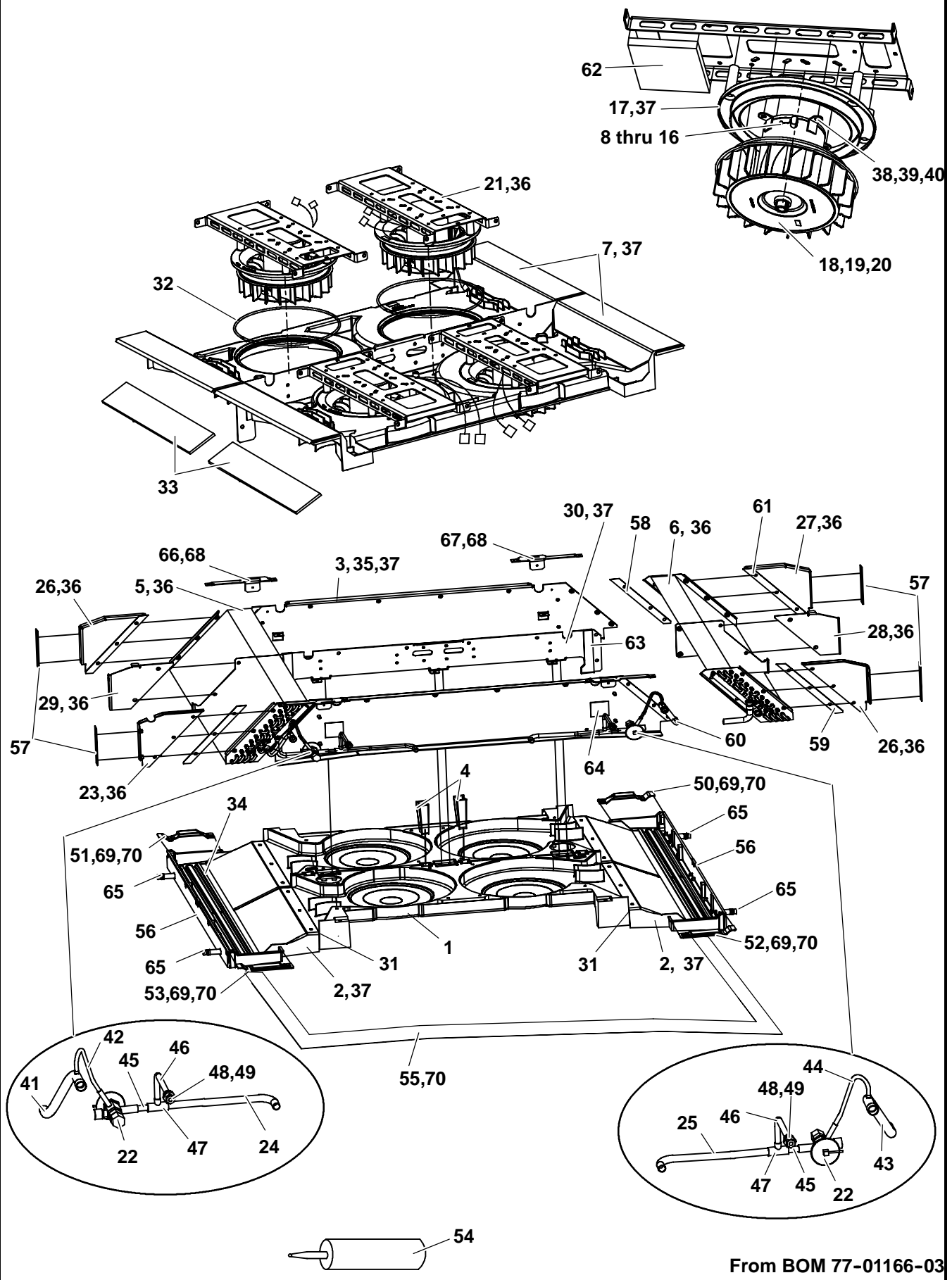
1.6 Evaporator Assembly - Double - Basic



From BOM 77-01166-03

1.6 Evaporator Assembly - Double - Basic			
Item	Part Number	Description	Qty
1	58-04647-00	Housing, Bottom, Evaporator	2
2	58-04650-00	Drain Pan, Extended Module, Evaporator	2
3	68-14763-02	Support Assembly, No Fresh Air	2
4	58-04681-00	Shim, Evaporator Base	4
5	08-00301-00	Coil Assembly, Evaporator, Left Hand, Extended Module	1
6	08-00301-01	Coil Assembly, Evaporator, Right Hand, Extended Module	1
7	58-04648-00	Housing, Top, Evaporator	2
8	54-00605-00	Motor, Evaporator Fan, Induction, 140W - Includes:	4
9	22-60300-03	Connector, Power, 4 Wire Female	1
10	22-50269-00	Seal, Connector, Power, 4 Wire	1
11	22-50270-00	Pin, Universal, Male, Brass (14-20 AWG)	5
12	22-50271-00	Pin, Ground, Male, Brass (14-20 AWG)	1
13	22-60300-02	Connector, Power, Mating, 4 Wire Male	1
14	22-50272-00	Connector, Protector, 2 Wire Female	1
15	22-50273-00	Seal, Connector, Protector, 2 Wire	1
16	22-50274-00	Connector, Protector, Mating, 2 Wire Male	1
17	58-04656-00	Orifice, Evaporator Fan	4
18	38-00581-00	Fan Assembly, Evaporator, 19 Blades, 225.96MM (8.89) Inches Diameter - Includes:	4
19	NSS	Hub, Evaporator Fan (Intergal Part of Fan)	-
20	34-50076-00	Screw, Set, Headless Hex Socket, Cup Point, M5 x 0.8MM x 8.0MM, SST	1
21	68-14775-00	Bracket, Evaporator	4
22	14-00232-16	Valve, Thermal Expansion, 3/8 ODS Inlet x 5/8 ODS Outlet, R-134a	2
23	68-14997-00	Panel Assembly, Support	1
24	56-08449-00	Tube, Bent, Outlet, 1/28 OD x .035 W Copper	1
25	56-08450-00	Tube, Bent, Outlet, 1/28 OD x .035 W Copper	1
26	68-14797-00	Panel Assembly, Support	2
27	68-14797-01	Panel Assembly, Support	1
28	68-14952-00	Support Assembly, Evaporator	1
29	68-14952-01	Support Assembly, Evaporator	1
30	68-14923-00	Partition, Center, Evaporator	1
31	42-00624-00	Gasket, Drain Pan, Neoprene, Adhesive Backed	4
32	42-00625-00	Gasket, Evaporator Orifice, 4.50MM Diameter Neoprene	4
33	42-00622-00	Insulation, Evaporator Coil, Neoprene, Adhesive Backed	4
34	42-00623-02	Insulation, Drain Pan, Neoprene, Adhesive Backed	2
35	42-00618-04	Insulation, Support Assembly, Neoprene, Adhesive Backed	2
36	34-01266-20	Screw, Hex Head, Slotted, Sems, M6 x 20MM Long, Zinc	44
37	34-06298-12	Screw, Captive Washer, Phillips, M4 x 12MM Long, SST	54
38	34-60044-00	Screw, Captive Washer, Torx, M6 x 20MM Long, SST	16
39	34-01184-06	Nut, Lock, Nylon Insert, M6, SST	20
40	34-01151-06	Washer, Flat, M6, SST	20

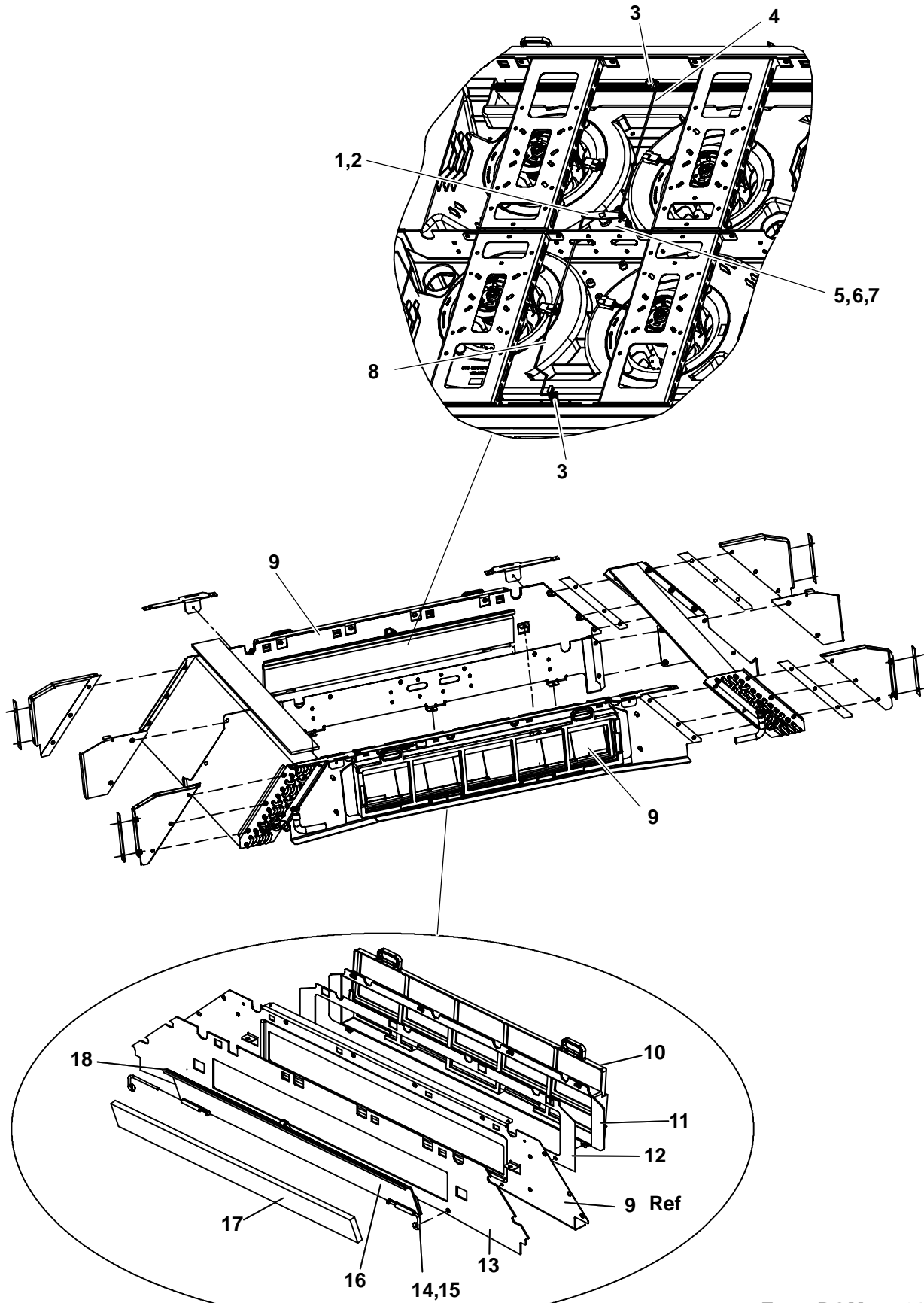
1.6 Evaporator Assembly - Double - Basic (Continued)



From BOM 77-01166-03

1.6 Evaporator Assembly - Double - Basic (Continued)			
Item	Part Number	Description	Qty
41	56-08445-00	Tube, Suction, Bent, 5/8 OD x .040 W Copper	1
42	56-08540-00	Tube, Bent, Expansion Valve, 1/4 OD x .028W Copper	1
43	56-08446-00	Tube, Suction, Bent, 5/8 OD x .040 W Copper	1
44	56-08541-00	Tube, Bent, Expansion Valve, 1/4 OD x .028W Copper	1
45	56-08378-00	Tube, Straight, 3/8 OD x .028 Wall Copper	2
46	56-08380-01	Tube, Bent, 3/8 OD x .028 Wall Copper	2
47	40-00169-48	Tee, Reducing, 1/2 x 3/8 x 3/8 ODS	2
48	40-00275-01	Adapter, 3/8 ODS x 1/4 FPT	2
49	14-01032-00	Plug, Fusible, Safety, 1/4 NPTF	2
50	58-04704-00	Cover, Drain Pan	1
51	58-04704-01	Cover, Drain Pan	1
52	58-04705-00	Cover, Drain Pan	1
53	58-04705-01	Cover, Drain Pan	1
54	02-00095-00	Sealant, Polyurethane Adhesive (1/10 Gallon Cartridge)	1
55	42-00661-01	Gasket, Evaporator, Volara Type A, Adhesive Backed (Double Module)	1
56	42-00640-01	Gasket, Drain Pan, Neoprene, Adhesive Backed (Double Module)	2
57	42-00652-00	Gasket, Evaporator Coil, Volara Type A, Adhesive Backed	4
58	42-00635-00	Gasket, Evaporator Coil, Volara Type A, Adhesive Backed	2
59	42-00635-01	Gasket, Evaporator Coil, Volara Type A, Adhesive Backed	2
60	42-00635-02	Gasket, Evaporator Coil, Volara Type A, Adhesive Backed	2
61	42-00635-03	Gasket, Evaporator Coil, Volara Type A, Adhesive Backed	2
62	42-00649-00	Insulation, Sound, Foam, Adhesive Backed	4
63	42-00651-00	Insulation, Center Partition, Neoprene, Adhesive Backed	2
64	42-01120-01	Tape, Aluminum Foil, 50.8MM (2.0) Inches x 50.8MM (2.0) Inches	4
65	58-04723-00	Adapter, Drain Pan	4
66	68-15117-00	Support, Cover	2
67	68-15117-01	Support, Cover	2
68	34-00928-02	Rivet, Blind, 3.18MM (1/8) Dia., Grip Range 4.76MM (3/16) to 6.35MM (1/4) , SST	12
69	02-00092-00	Adhesive, Structural Plastic, 2 Part Acrylic-Based	1
70	02-00094-00	Primer, Gasket (1 Quart Can)	1

1.7 Evaporator Assembly - Double - Fresh Air Option

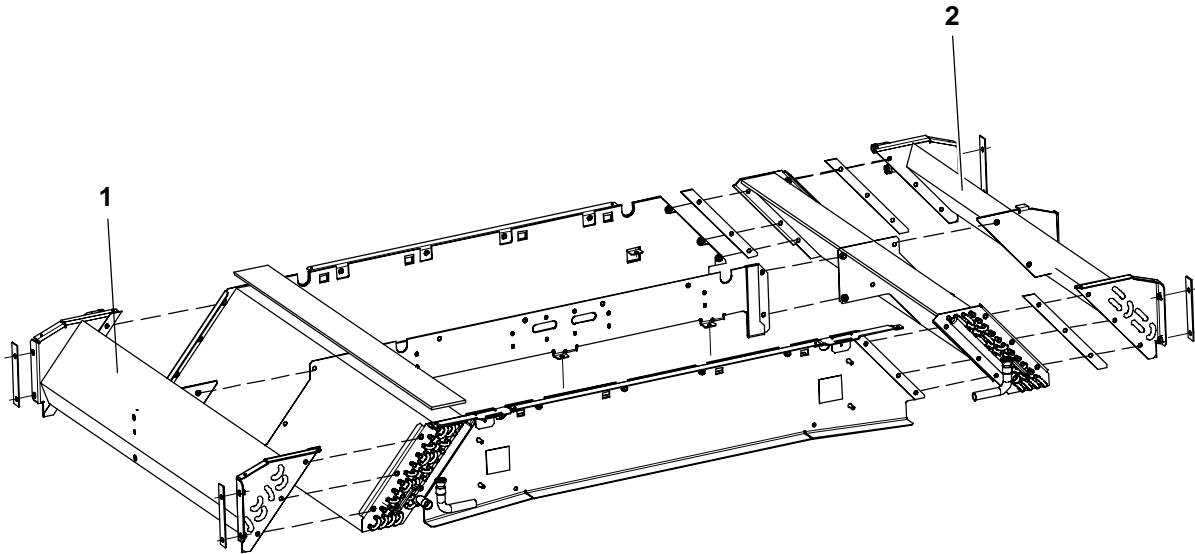


From BOM 77-01166-01

1.7 Evaporator Assembly - Double - Fresh Air Option

Item	Part Number	Description	Qty
1	48-00397-00	Lever Assembly, Linkage, Fresh Air - Includes:	1
2	34-50076-00	Screw, Set, Headless Hex Socket, Cup Point, M5 x 0.8MM x 8.0MM, SST	1
3	44-00433-00	Clip, Linkage, Fresh Air	2
4	73-00206-00	Rod, Linkage, Fresh Air	1
5	34-06199-01	Standoff, Motor, Fresh Air, M4(Internal & External Threads)	3
6	54-00595-00	Motor, Linkage, Fresh Air, Permanent Magnet 24VDC	1
7	34-06298-16	Screw, Captive Washer, Phillips, M4 x 16MM Long, SST	3
8	73-00207-00	Rod, Linkage, Fresh Air	1
9	68-14763-00	Support Assembly, Side, Evapotator	2
10	58-04694-00	Filter, Fresh Air	2
11	58-04690-00	Frame, Air Filter, Fresh Air	2
12	42-00641-00	Gasket, Filter Frame, Fresh Air, Neoprene, Adhesive Backed	2
13	42-00618-01	Insulation, Support Assembly, Neoprene, Adhesive Backed	2
14	44-00432-00	Pin, Hinge, Fresh Air Baffle, 3/16 Diameter, SST	4
15	34-06299-20	Screw, Captive Washer, Phillips, M5 x 20MM Long, SST	4
16	58-04646-00	Baffle, Fresh Air, Evaporator	2
17	42-00649-03	Insulation, Sound, Foam, Adhesive Backed	2
18	42-00623-01	Insulation, Baffle, Fresh Air, Neoprene, Adhesive Backed	2

1.8 Evaporator Assembly - Double - Heat Option



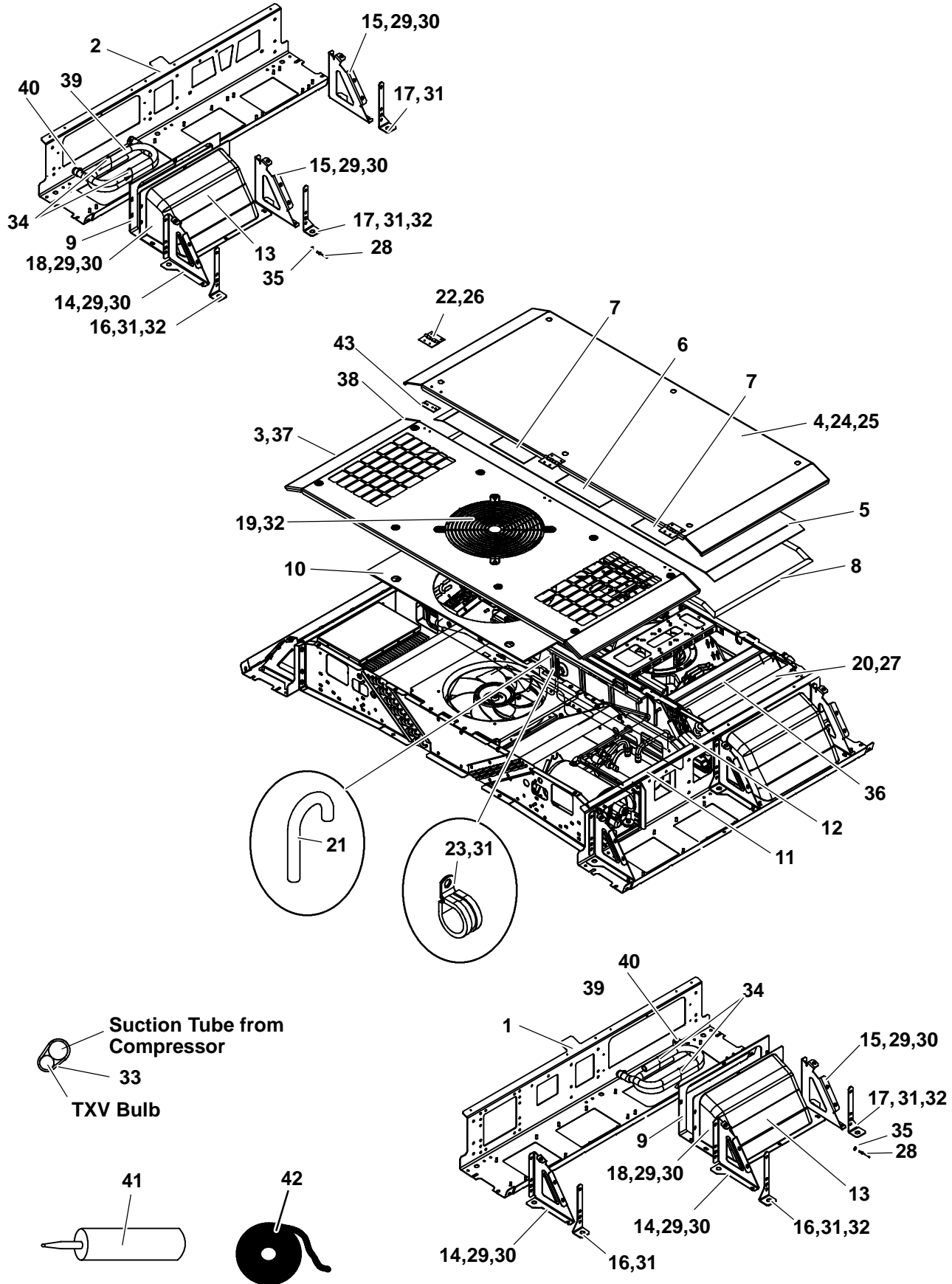
From BOM 77-67000-06

1.8 Evaporator Assembly - Double - Heat Option

Item	Part Number	Description	Qty
1	08-00294-00	Coil Assembly, Heater, Left Hand, Extended Module	1
2	08-00294-01	Coil Assembly, Heater, Right Hand, Extended Module	1

2 CONNECTION KITS

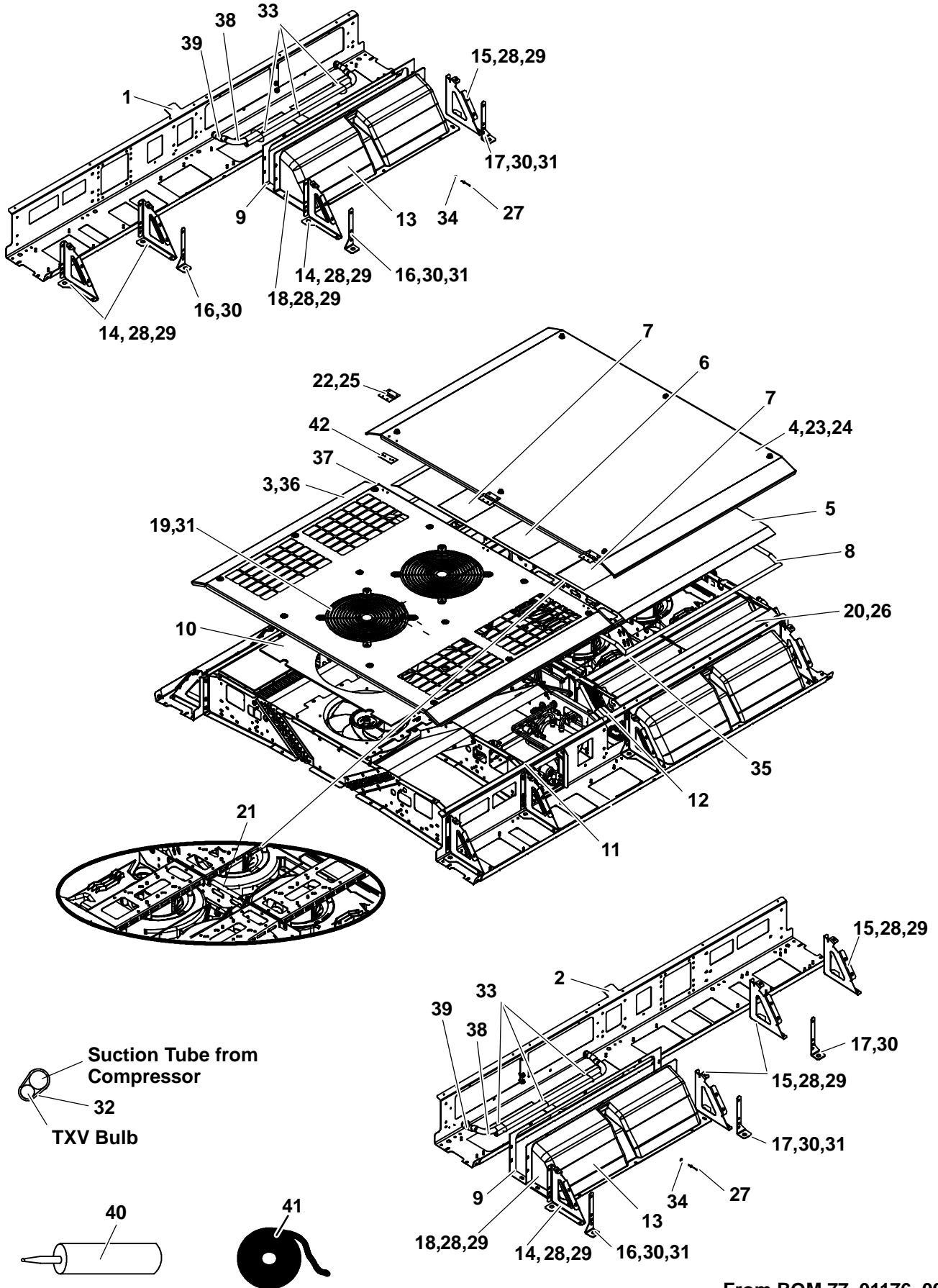
2.1 Connection Kit - Standard Module



From BOM 77-01175-00

2.1 Connection Kit - Standard Module			
Item	Part Number	Description	Qty
1	68-15307-00	Panel Assembly, Transition (Standard Module)	1
2	68-15308-00	Panel Assembly, Transition (Standard Module)	1
3	68-15451-00	Cover, Condenser (Standard Module)	1
4	68-15137-00	Cover, Evaporator (Standard Module)	1
5	42-00621-01	Insulation, Evaporator Section, Neoprene, Adhesive Backed	1
6	42-00649-01	Insulation, Sound, Evaporator, Neoprene, Adhesive Backed, 12.7 x 210 x 400MM	1
7	42-00649-02	Insulation, Sound, Evaporator, Neoprene, Adhesive Backed, 12.7 x 160 x 400MM	2
8	42-00650-00	Gasket, D-Shape, Evaporator Cover, Adhesive Backed (Standard Module)	1
9	42-00642-00	Gasket, Air Duct, Adhesive Backed (Standard Module)	2
10	42-00637-00	Insulation, Condenser, Neoprene, Adhesive Backed (Standard Module)	1
11	42-00654-02	Seal, D-Shape, 19.0MM Wide x 506.0MM Long, Adhesive Backed	2
12	42-00654-04	Seal, D-Shape, 19.0MM Wide x 64.0MM Long, Adhesive Backed	2
13	42-00634-00	Insulation, Duct, Neoprene, Adhesive Backed (Standard Module)	2
14	68-15139-00	Bracket Assembly, Side Spoiler	3
15	68-15139-01	Bracket Assembly, Side Spoiler	3
16	68-15152-01	Bracket, Panel Support	3
17	68-15152-00	Bracket, Panel Support	3
18	58-04712-00	Duct, Air (Standard Module)	2
19	73-00213-00	Grille, Condenser Fan	1
20	68-15025-00	Bracket, Coil, Evaporator	2
21	56-08381-00	Tube, Equalizer, Bent, Expansion Valve, 3/8 O.D. X .028 Wall Copper	1
22	69NT35-3282	Hinge, Cover, SST	3
23	34-00373-11	Clamp, Tube, Neoprene Cushion, 22.2 MM (.88) Diameter	1
24	34-06300-00	Latch Assembly, 1/4 Turn, Evaporator Cover	6
25	34-06300-20	Clamp, Cam, Latch Assembly	6
26	34-00928-08	Rivet, Blind, 3.96MM (.156) Dia., Grip Range 3.17MM (.125) to 4.75MM (.187) , SST	12
27	34-00928-01	Rivet, Blind, 3.18MM (.125) Dia., Grip Range 1.60MM (.063) to 3.18MM (.125) , SST	4
28	34-01295-14	Rivet, Closed, 3.97MM (0.156) Dia., Grip Range 4.76MM (.188) to 7.94MM (.312)	10
29	34-01151-06	Washer, Flat, M6, SST	16
30	34-01184-06	Nut, Lock, Nylon Insert, M6, SST	16
31	34-01266-20	Screw, Cap, Hex Head, M6 x 16MM Long, SST	15
32	34-06298-12	Screw, Captive Washer, Phillips, M4 x 12MM Long, SST	8
33	42-00032-07	Insulation, Presstite, 50.8MM (2.00) x 88.9MM (3.50) Long	1
34	66U1-3882	Wire Tie, Self-Locking, 203.2MM (8.00) Long, Black	8
35	34-01151-05	Washer, Flat, M5, SST	10
36	42-00623-00	Insulation, Drain Pan, Neoprene, Adhesive Backed	2
37	34-60044-00	Screw, Captive Washer, Torx, M6 x 20MM Long, SST	8
38	42-00264-61	Seal, Trim/Bulb, 1253.5MM (49.35) Long, Black	1
39	58-60264-08	Tube, Water, PVC, 16.6MM I.D. x 800MM Long	4
40	44-00045-11	Clamp, Hose, Worm Type (11.12 - 23.01MM)	4
41	02-00095-00	Sealant, Polyurethane Adhesive (1/10 Gallon Cartridge)	1
42	02-00068-00	Tape, Vinyl Plastic, Pressure Sensitive Adhesive (Roll 66 Meters (216 Feet))	1
43	68-15610-00	Plate, Back-up, Cover Hinge	6

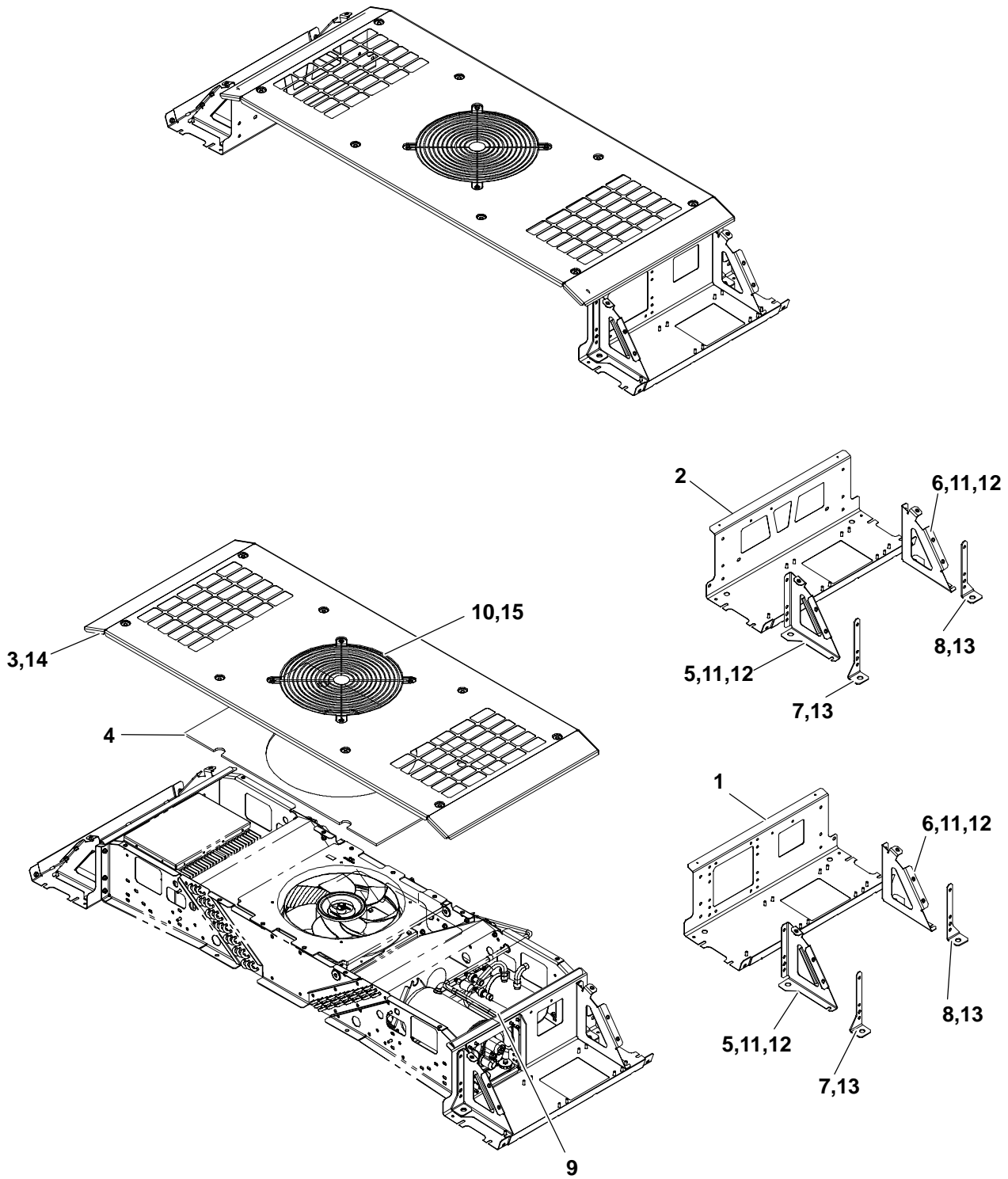
2.2 Connection Kit - Extended Module



From BOM 77-01176-00

2.2 Connection Kit - Extended Module			
Item	Part Number	Description	Qty
1	68-15310-00	Panel Assembly, Transition (Extended Module)	1
2	68-15309-00	Panel Assembly, Transition (Extended Module)	1
3	68-15452-00	Cover, Condenser (Extended Module)	1
4	68-15136-00	Cover, Evaporator (Extended Module)	1
5	42-00621-00	Insulation, Evaporator Section, Neoprene, Adhesive Backed	1
6	42-00649-01	Insulation, Sound, Evaporator, Neoprene, Adhesive Backed, 12.7 x 210 x 400MM	2
7	42-00649-02	Insulation, Sound, Evaporator, Neoprene, Adhesive Backed, 12.7 x 160 x 400MM	4
8	42-00650-01	Gasket, D-Shape, Evaporator Cover, Adhesive Backed (Extended Module)	1
9	42-00642-01	Gasket, Air Duct, Adhesive Backed (Extended Module)	2
10	42-00620-00	Insulation, Condenser, Neoprene, Adhesive Backed (Extended Module)	1
11	42-00654-03	Seal, D-Shape, 19.0MM Wide x 938.0MM Long, Adhesive Backed	2
12	42-00654-04	Seal, D-Shape, 19.0MM Wide x 64.0MM Long, Adhesive Backed	2
13	42-00634-01	Insulation, Duct, Neoprene, Adhesive Backed (Extended Module)	2
14	68-15139-00	Bracket Assembly, Side Spoiler	4
15	68-15139-01	Bracket Assembly, Side Spoiler	4
16	68-15152-01	Bracket, Panel Support	4
17	68-15152-00	Bracket, Panel Support	4
18	58-04713-00	Duct, Air (Extended Module)	2
19	73-00213-00	Grille, Condenser Fan	2
20	68-15026-00	Bracket, Coil, Evaporator	2
21	42-00654-05	Seal, D-Shape, 19.0MM Wide x 135.0MM Long, Adhesive Backed	1
22	69NT35-3282	Hinge, Cover, SST	3
23	34-06300-00	Latch Assembly, 1/4 Turn, Evaporator Cover	6
24	34-06300-20	Clamp, Cam, Latch Assembly	6
25	34-00928-08	Rivet, Blind, 3.96MM (.156) Dia., Grip Range 3.17MM (.125) to 4.75MM (.187) , SST	12
26	34-00928-01	Rivet, Blind, 3.18MM (.125) Dia., Grip Range 1.60MM (.063) to 3.18MM (.125) , SST	8
27	34-01295-14	Rivet, Closed, 3.97MM (0.156) Dia., Grip Range 4.76MM (.188) to 7.94MM (.312)	14
28	34-01151-06	Washer, Flat, M6, SST	22
29	34-01184-06	Nut, Lock, Nylon Insert, M6, SST	22
30	34-01266-20	Screw, Cap, Hex Head, M6 x 16MM Long, SST	26
31	34-06298-12	Screw, Captive Washer, Phillips, M4 x 12MM Long, SST	16
32	42-00032-07	Insulation, Presstite, 50.8MM (2.00) x 88.9MM (3.50) Long	1
33	66U1-3882	Wire Tie, Self-Locking, 203.2MM (8.00) Long, Black	14
34	34-01151-05	Washer, Flat, M5, SST	14
35	42-00623-00	Insulation, Drain Pan, Neoprene, Adhesive Backed	2
36	34-60044-00	Screw, Captive Washer, Torx, M6 x 20MM Long, SST	12
37	42-00264-61	Seal, Trim/Bulb, 1253.5MM (49.35) Long, Black	1
38	58-60264-08	Tube, Water, PVC, 16.6MM I.D. x 800MM Long	4
39	44-00045-11	Clamp, Hose, Worm Type (11.12 - 23.01MM)	4
40	02-00095-00	Sealant, Polyurethane Adhesive (1/10 Gallon Cartridge)	1
41	02-00068-00	Tape, Vinyl Plastic, Pressure Sensitive Adhesive (Roll 66 Meters (216 Feet))	1
42	68-15610-00	Plate, Back-up, Cover Hinge	6

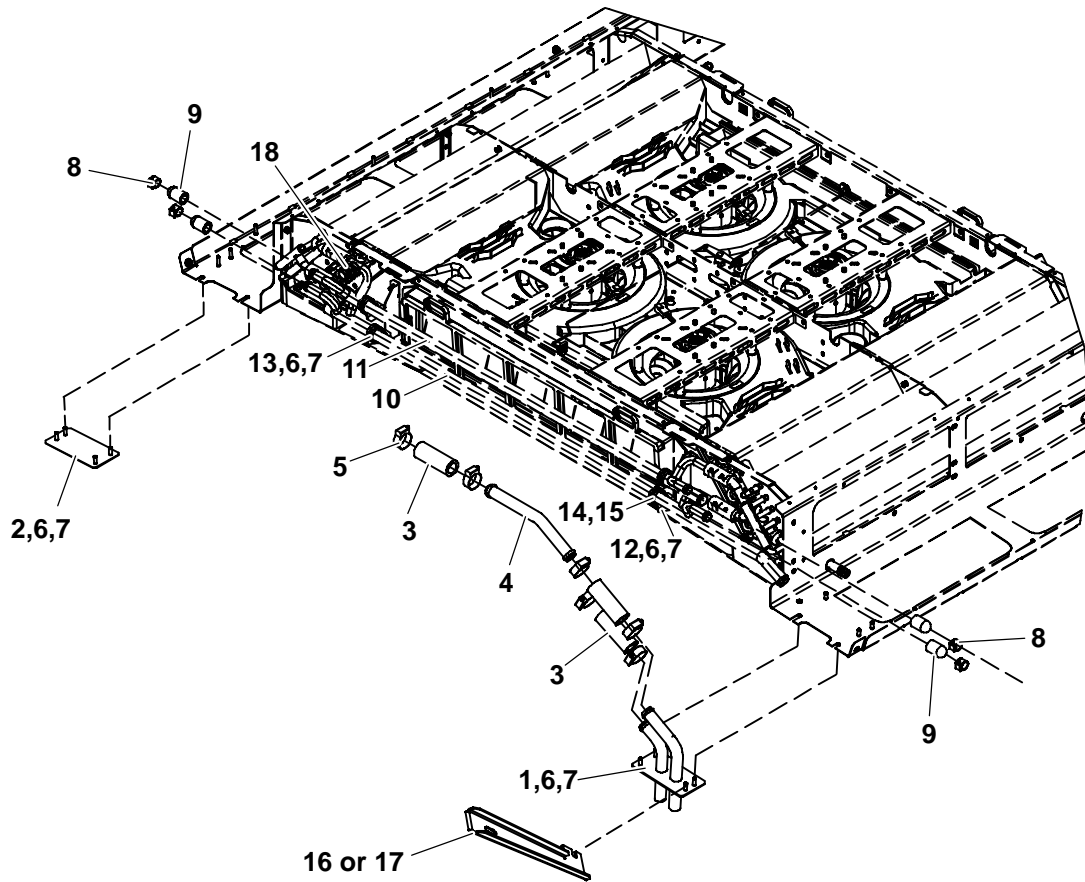
2.3 Connection Kit - Water Cooler



From BOM 77-01328-00

2.3 Connection Kit - Water Cooler			
Item	Part Number	Description	Qty
1	68-15540-00	Panel Assembly, Transition (Water Cooler)	1
2	68-15541-00	Panel Assembly, Transition (Water Cooler)	1
3	68-15542-00	Cover, Water Cooler	1
4	42-00637-00	Insulation, Condenser, Neoprene, Adhesive Backed (Standard Module)	1
5	68-15139-00	Bracket Assembly, Side Spoiler	2
6	68-15139-01	Bracket Assembly, Side Spoiler	2
7	68-15152-01	Bracket, Panel Support, SST	2
8	68-15152-00	Bracket, Panel Support, SST	2
9	42-00654-02	Seal, D-Shape, 19.0MM Wide x 506.0MM Long, Adhesive Backed	2
10	73-00213-00	Grille, Condenser Fan	1
11	34-01151-06	Washer, Flat, M6, SST	4
12	34-01184-06	Nut, Lock, Nylon Insert, M6, SST	4
13	34-01266-20	Screw, Cap, Hex Head, M6 x 16MM Long, SST	12
14	34-60044-00	Screw, Captive Washer, Torx, M6 x 20MM Long, SST	8
15	34-06298-12	Screw, Captive Washer, Phillips, M4 x 12MM Long, SST	4

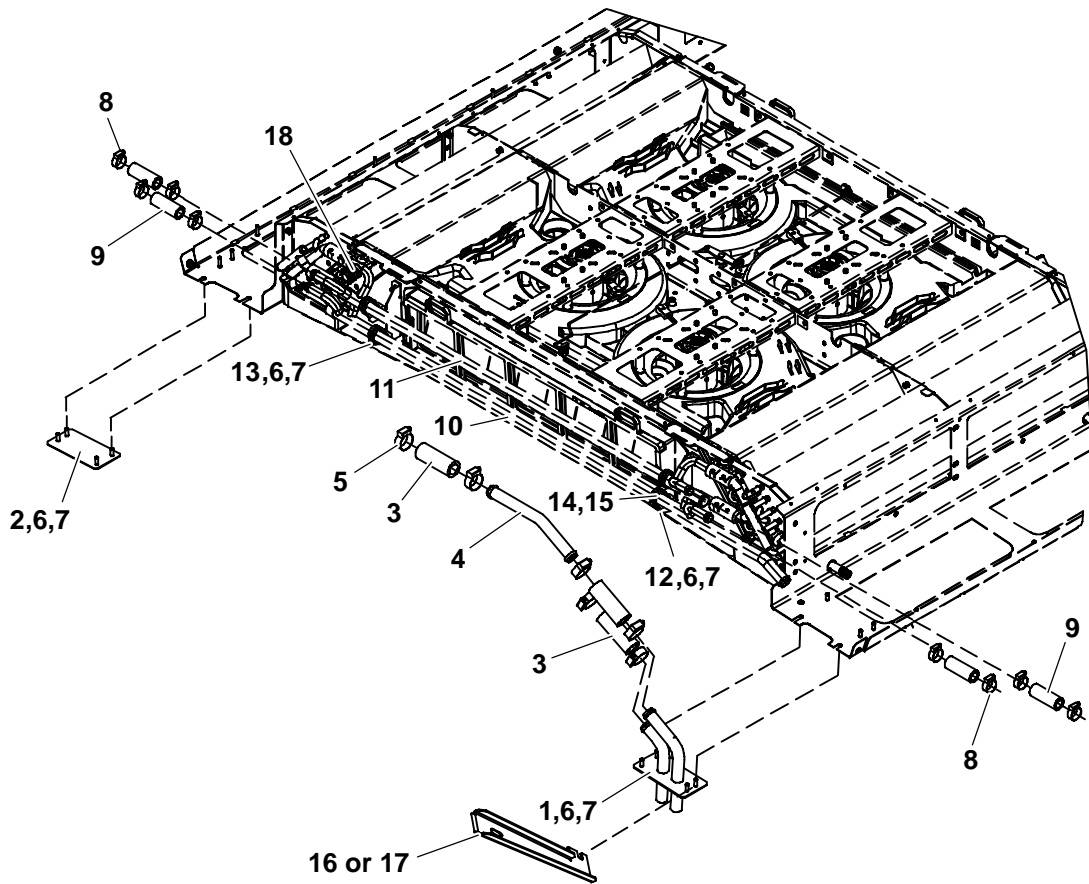
2.4 Heating Connections - Seperate Module



From BOM 77-01173-00

Item	Part Number	Description	Qty
1	81-67023-00	Adapter Assembly, Heater Tubing	1
	81-67023-01	Adapter Assembly, Heater Tubing (Wright Bus Only)	
2	68-67042-01	Plate Assembly, Aluminum	1
3	58-04223-14	Hose, Coolant, Type "S", 22.23MM (.875) I.D. x 88.90MM (3.50) Long.	3
4	56-67127-00	Tube, Bent, Coolant, 22.23MM (.875) OD x 1.14MM (.045)Wall Copper, Bead End	1
5	44-00045-03	Clamp, Hose, Worm Type, Range: 22.23 - 44.45MM (.88 - 1.75)	6
6	34-01184-06	Nut, Lock, Nylon Insert, M6, SST	8
7	34-01151-06	Washer, Flat, M6, SST	8
8	44-00045-02	Clamp, Hose, Worm Type, Range: 17.50 - 31.75MM (.69 - 1.25)	4
9	58-67006-00	Cap, Tube, SBR Rubber, Black	4
10	81-67020-00	Tube Assembly, Coolant	1
11	81-67021-00	Tube Assembly, Coolant	1
12	68-15088-01	Bracket Assembly, Support, Heater Tube	1
13	68-15088-00	Bracket Assembly, Support, Heater Tube	1
14	44-00102-56	Clamp, Cushioned, 22.35MM (0.88) Diameter, SST	4
15	34-60202-25	Screw, Pan Washer Head, Phillips, M6 x 25.00MM Long, SST	4
16	68-15521-00	Bracket, Support, Heater Tubing Adapter Assembly, Right	1
17	68-15521-01	Bracket, Support, Heater Tubing Adapter Assembly, Left	1
18	40-00081-00	Fitting, Air Vent, 1/8 MPT, Brass	1

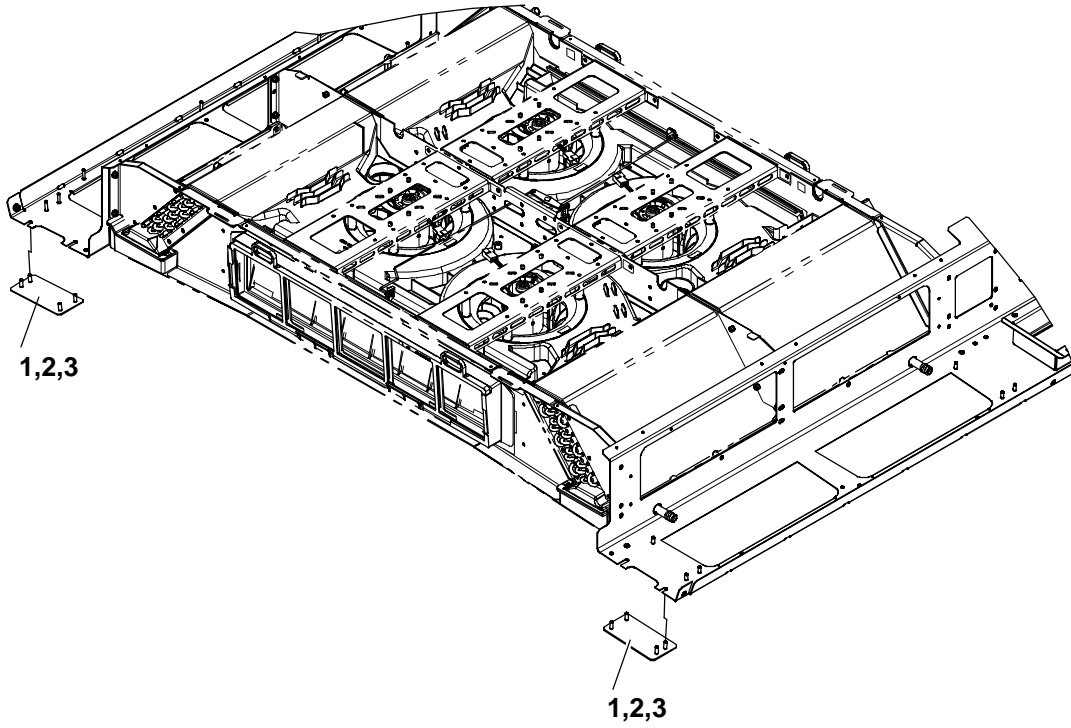
2.5 Heating Connections - Connected Module



From BOM 77-01173-01

Item	Part Number	Description	Qty
1	81-67023-00	Adapter Assembly, Heater Tubing	1
	81-67023-01	Adapter Assembly, Heater Tubing (Wright Bus Only)	
2	68-67042-01	Plate Assembly, Aluminum	1
3	58-04223-14	Hose, Coolant, Type "S", 22.23MM (.875) I.D. x 88.90MM (3.50) Long.	3
4	56-67127-00	Tube, Bent, Coolant, 22.23MM (.875) OD x 1.14MM (.045)Wall Copper, Bead End	1
5	44-00045-03	Clamp, Hose, Worm Type, Range: 22.23 - 44.45MM (.88 - 1.75)	6
6	34-01184-06	Nut, Lock, Nylon Insert, M6, SST	8
7	34-01151-06	Washer, Flat, M6, SST	8
8	44-00045-02	Clamp, Hose, Worm Type, Range: 17.50 - 31.75MM (.69 - 1.25)	8
9	58-04223-13	Hose, Coolant, Type "S", 15.88MM (.625) I.D. x 63.6MM (2.50) Long.	4
10	81-67020-00	Tube Assembly, Coolant	1
11	81-67021-00	Tube Assembly, Coolant	1
12	68-15088-01	Bracket Assembly, Support, Heater Tube	1
13	68-15088-00	Bracket Assembly, Support, Heater Tube	1
14	44-00102-56	Clamp, Cushioned, 22.35MM (0.88) Diameter, SST	4
15	34-60202-25	Screw, Pan Washer Head, Phillips, M6 x 25.00MM Long, SST	4
16	68-15521-00	Bracket, Support, Heater Tubing Adapter Assembly, Right	1
17	68-15521-01	Bracket, Support, Heater Tubing Adapter Assembly, Left	1
18	40-00081-00	Fitting, Air Vent, 1/8 MPT, Brass	1

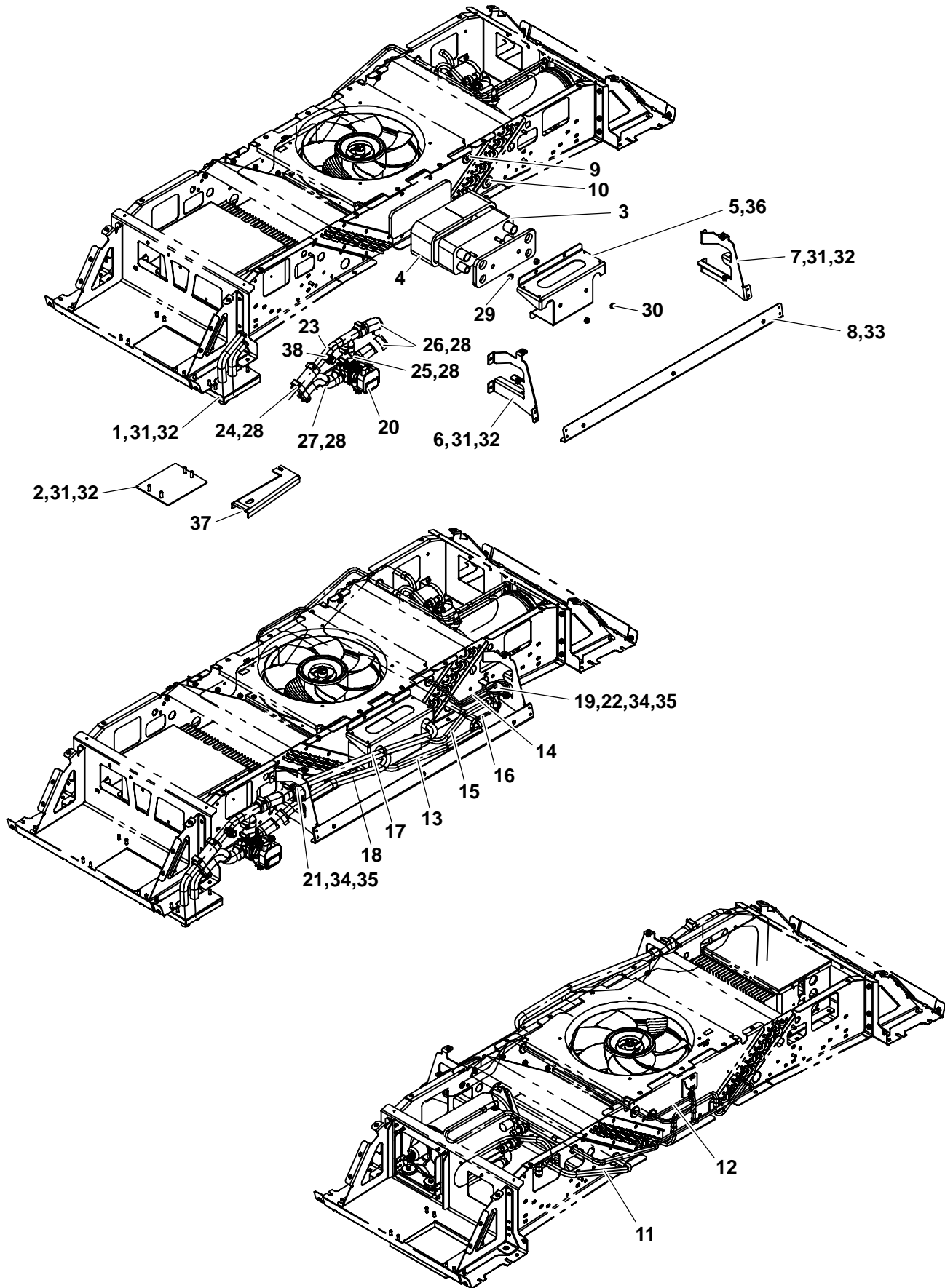
2.6 Heating Connections - No Heat



From BOM 77-01173-02

2.6 Heating Connections - No Heat			
Item	Part Number	Description	Qty
1	68-67042-01	Plate Assembly, Aluminum	2
2	34-01184-06	Nut, Lock, Nylon Insert, M6, SST	4
3	34-01151-06	Washer, Flat, M6, SST	4

2.7 Connections - Water Cooler Heat Exchanger

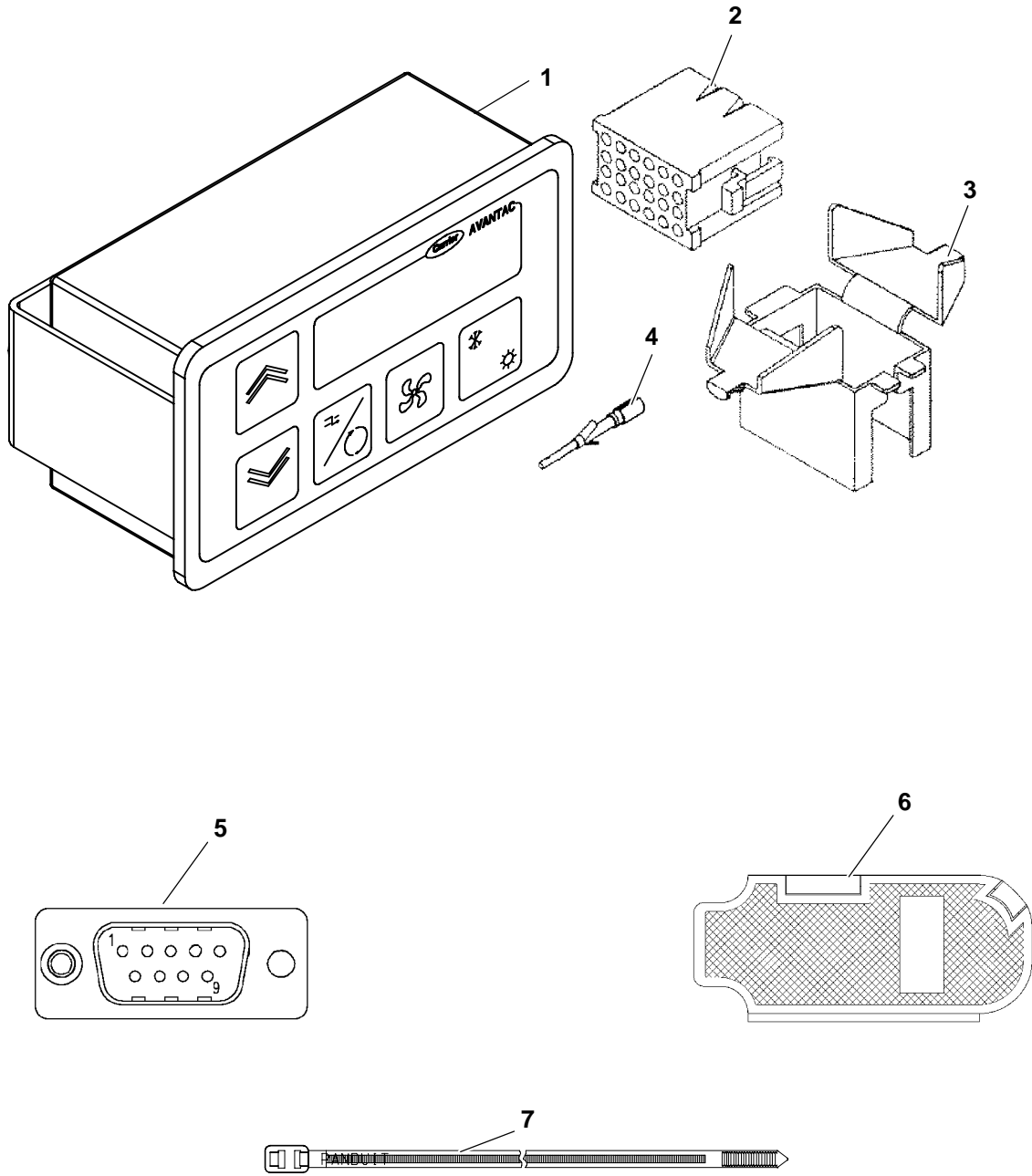


From BOM 77-01327-00

2.7 Connections - Water Cooler Heat Exchanger

Item	Part Number	Description	Qty
1	81-67023-00	Adapter Assembly, Hot Water Connections	1
2	68-67042-01	Plate Assembly, SST	2
3	08-00313-00	Heat Exchanger, Battery Cooler	1
4	42-00702-00	Insulation Assembly, Heat Exchanger, Neoprene	1
5	68-15547-00	Bracket Assembly, Heat Exchanger	1
6	68-15093-00	Bracket Assembly, Back Spoiler	1
7	68-15093-01	Bracket Assembly, Back Spoiler	1
8	68-15096-00	Bracket Assembly, Back Spoiler	1
9	58-00065-61	Grommet, 0.38 ID x 1.00 Hole, 0.09 Groove	2
10	58-00065-56	Grommet, 0.62 ID x 1.25 Hole, 0.12 Groove	2
11	56-08646-00	Tube, Suction, Bent, 5/8 OD x .040 W Copper	1
12	56-08648-00	Tube, Liquid, Bent, 3/8 OD x .028 W Copper	1
13	56-08649-00	Tube, Suction, Bent, 5/8 OD x .040 W Copper	1
14	56-08653-00	Tube, Liquid, Bent, 3/8 OD x .028 W Copper	1
15	56-08647-00	Tube, Liquid, Bent, 5/8 OD x .040 W Copper	1
16	56-08650-00	Tube, Equalizer 1/4 OD x .028 W Copper	1
17	56-08652-00	Tube, Water, 7/8 OD x .045 W Copper	1
18	56-08651-00	Tube, Water, 7/8 OD x .045 W Copper	1
19	14-00232-16	Valve, Thermal Expansion, 3/8 ODS Inlet x 5/8 ODS Outlet, R-134a	1
20	40-00666-00	Valve, 3-Way, 7/8 OD Connections	1
21	44-00102-56	Clamp, Tube, 0.88 Inch OD, With Neoprene Cushion, SST	2
22	34-00373-53	Clamp, Tube, 0.38 Inch OD, With Neoprene Cushion, SST	1
23	81-04063-00	Tube Assembly, Water Cooler, 7/8 OD Bead	1
24	58-04223-14	Hose, Coolant, Type "S" Silicone, 7/8 ID x 3.50 Inches Long	1
25	58-04223-20	Hose, Coolant, Type "S" Silicone, 7/8 ID x 2.25 Inches Long	1
26	58-04223-03	Hose, Coolant, Type "S" Silicone, 7/8 ID x 5.00 Inches Long	2
27	58-04223-21	Hose, Coolant, Type "S" Silicone, 7/8 ID x 6.50 Inches Long	1
28	44-00045-03	Clamp, Hose, Worm Type, Range: 0.88 to 1.75	10
29	34-00946-58	Nut, Hex, M8-1.25, SST	2
30	34-01184-08	Nut, Lock, Nylon Insert, M8, SST	2
31	34-01184-06	Nut, Lock, Nylon Insert, M6, SST	15
32	34-01151-06	Washer, Flat, M6, SST	15
33	34-00928-02	Rivet, Blind, 0.12 Dia., Grip Range 0.18 to 0.25 , SST	4
34	34-01146-06	Washer, Split Lock, M6, SST	3
35	34-01152-22	Screw, Hex Head, M6 x 28MM Long, SST	3
36	34-01266-20	Screw, Cap, Hex Head, M6 x 16MM Long, SST	2
37	68-15521-01	Bracket Heater Pipe (Loose)	1
38	40-00081-00	Fitting, Air Vent, 1/8 MPT, Brass	1

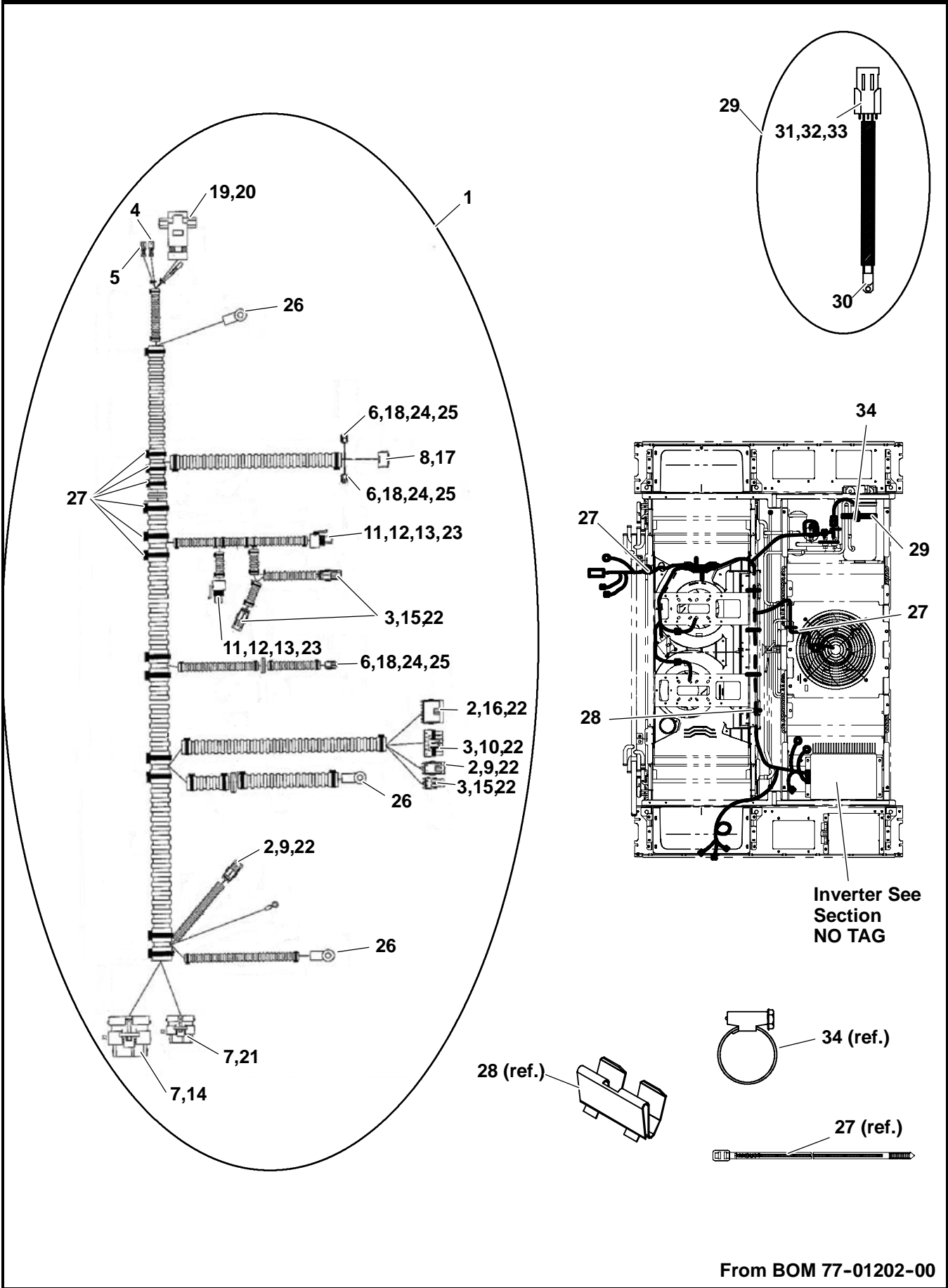
3 ELECTRICAL
3.1 Driver's Display



From BOM 76-00798-00

3.1 Driver's Display			
Item	Part Number	Description	Qty
1	12-00642-00	Display, Drivers Control Panel	1
2	22-50099-11	Connector, Shell 24 Position	1
3	22-50099-12	Strain Relief	1
4	22-50099-10	Terminal, Contact Pin	4
5	22-50344-00	Plug Assembly, Solder, 9 Pin (Mates with J9)	1
6	22-50314-00	Cable Clamp Kit, Black	1
7	66U1-3882-4	Wire Tie, Self-Locking, 102.61MM (4.04)	1

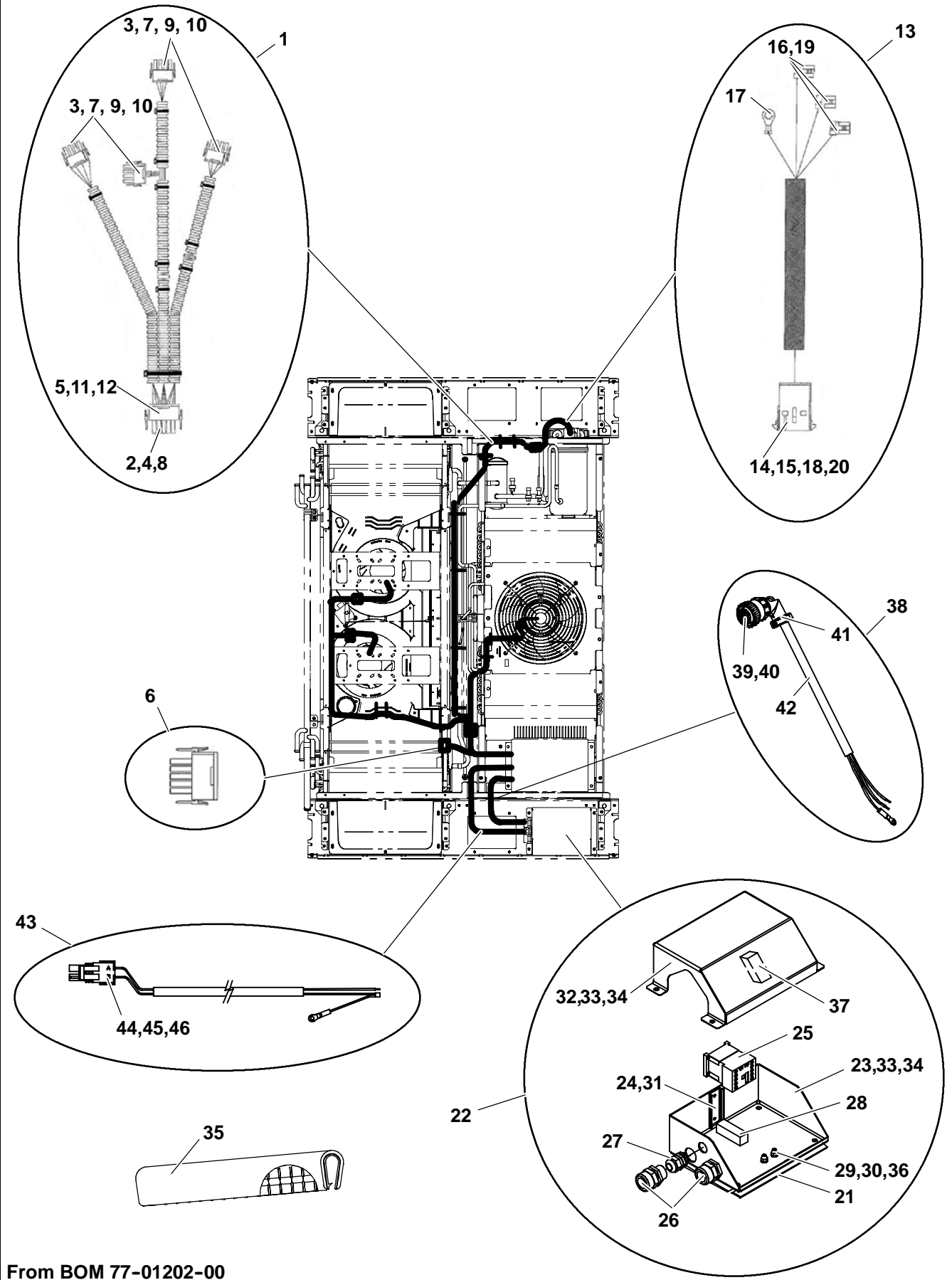
3.2 Electrical Kit - Standard Module - Low Voltage Harness



From BOM 77-01202-00

3.2 Electrical Kit - Standard Module - Low Voltage Harness			
Item	Part Number	Description	Qty
1	22-04053-01	Wire Harness, Low Voltage (Standard Module) - Includes:	1
2	22-02393-01	Terminal, Male (18-20 AWG)	8
3	22-01566-01	Terminal, Female (18-20 AWG)	16
4	22-50336-00	Terminal Assembly, Ultra-Fast (18-22 AWG)	1
5	22-50337-00	Receptacle Assembly, Ultra-Fast (18-22 AWG)	1
6	22-50310-00	Socket, Contact (18-22 AWG)	6
7	22-50098-40C	Contact, Terminal	43
8	22-50313-00	Socket, Contact	5
9	22-02392-00	Connector, 2 Pin, Black (J7, J11)	2
10	AC201-951	Connector, Female, 6 Pin, Black (J6)	1
11	22-02448-00SV	Connector Package, Female (DPT, SPT) - Includes:	2
12	NSS	Connector, Female, Black, 3 Pin	-
13	22-50100-00	Terminal, Female (16-18 AWG)	3
14	22-50098-16	Connector Assembly, 35 Pin, Black (J3)	1
15	22-01585-00SV	Connector Assembly, Male, 2 Pin, Black (HPS)	3
16	AC201-952	Connector, Female, 6 Pin, Black (J13)	1
17	22-50312-00	Connector Assembly, 6 Pin (FLAP)	1
18	22-50274-00	Connector, 2 Pin, Male (CDIP, EVIP 1, EVIP 2)	3
19	22-50315-00	Receptacle Assembly, Solder, 9 Pin (J9)	1
20	22-50314-00	Wire Clamp Kit, Black (J9)	1
21	22-50098-40	Connector, 23 Pin, Black (J2)	1
22	22-02394-02	Seal, Cable, Green	20
23	22-02394-03	Seal, Cable, Purple	2
24	22-50311-00	Seal, Interface, 2 Circuit	3
25	22-50273-00	Seal, Wire, 2 Circuit	3
26	12-00495-02SV	Temperature Sensor Kit (AMBS, STS, RTS)	3
27	44-01043-07	Wire Tie, Black, 281.43MM (11.08) Long	18
28	44-00437-00	Clip, Retainer	8
29	12-00619-00	Thermostat Assembly, 105 Degree - Includes:	1
30	12-00618-00	Thermostat, 105 Degree, With 152.40MM (6.00) Leads	1
31	22-02392-00	Connector, 2 Pin, Black	1
32	22-02393-01	Terminal, Male (18-20 AWG)	2
33	22-02394-02	Seal, Cable, Green	2
34	44-00045-27	Clamp, Hose, Worm Type, Range: 7.87MM (0.31) to 22.35MM (0.88)	1

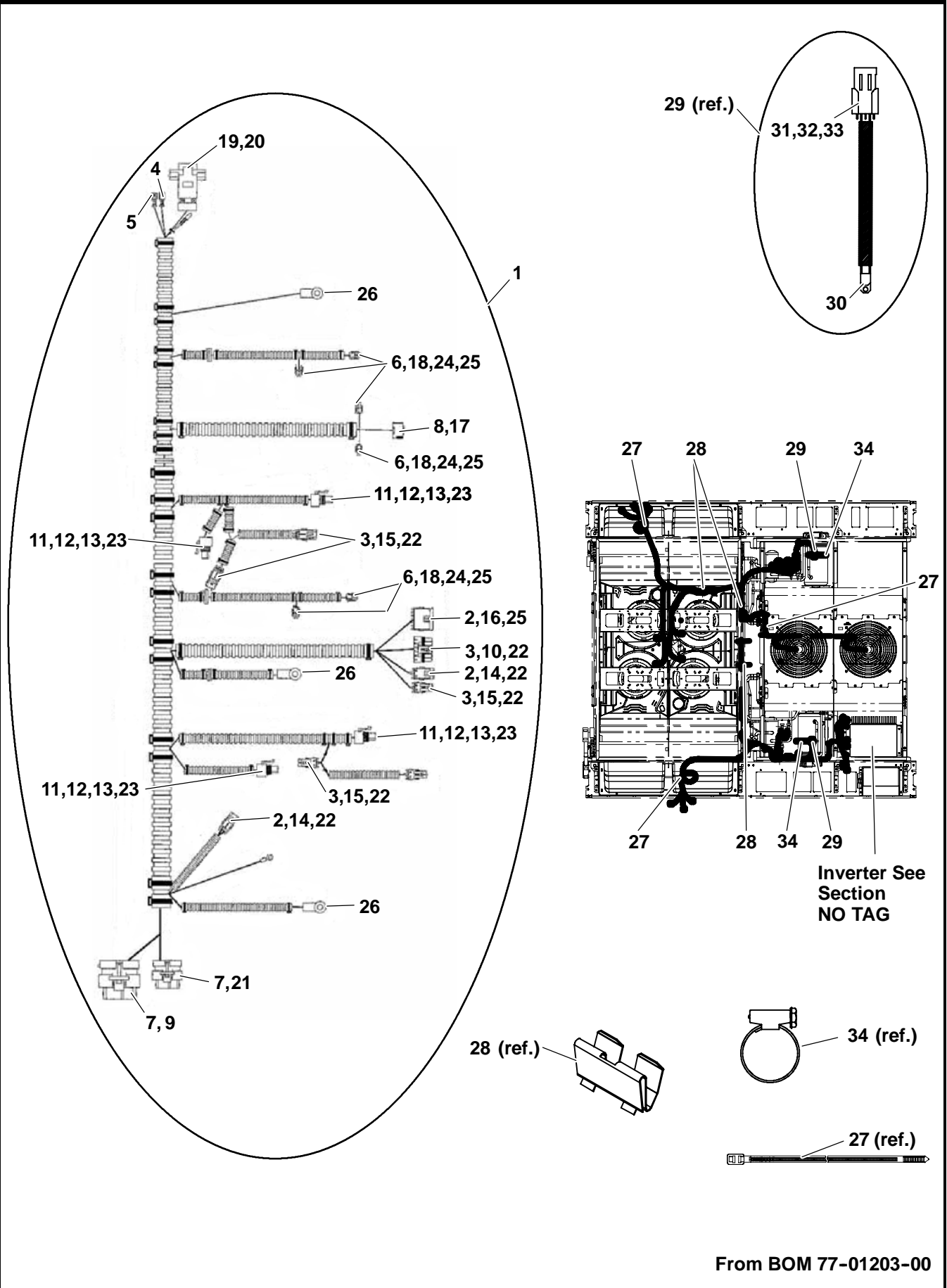
3.3 Electrical Kit - Standard Module - High Voltage Harness



From BOM 77-01202-00

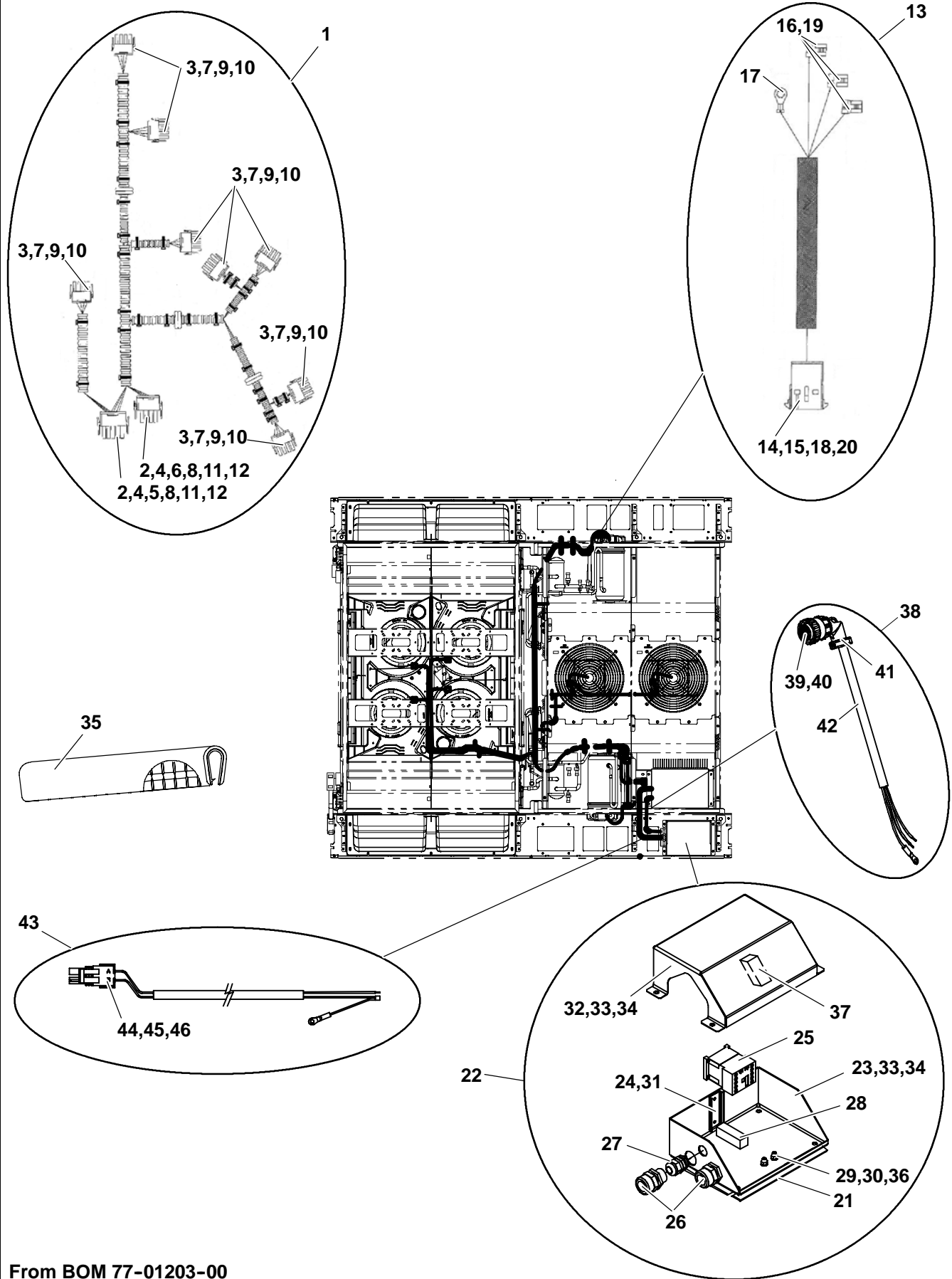
3.3 Electrical Kit - Standard Module - High Voltage Harness			
Item	Part Number	Description	Qty
1	22-04054-01	Wire Harness, Power (Standard Module) - Includes:	1
2	22-50316-00	Terminal, Pin	9
3	22-50317-00	Socket, Contact	16
4	22-50271-00	Terminal, Pin, Grounding	4
5	22-60300-12	Connector, 15 Pin, Plug (J10)	1
6	22-50353-00	Connector, 15 Pin, Plug, Black (Loose, Attached to Harness)	1
7	22-60300-02	Connector, 4 Pin, Plug (CD,CP,EV1 & EV2)	4
8	22-50321-00	Plug, Keying Snap	2
9	22-50319-00	Seal, Interface, 4 Circuit	4
10	22-50269-00	Seal, Wire, 4 Circuit	4
11	22-50320-00	Seal, Interface, 15 Circuit	1
12	22-50318-00	Seal, Wire, 15 Circuit	1
13	22-04061-00	Wire Harness, Compressor Power - Includes:	1
14	22-50316-00	Terminal, Pin	3
15	22-50271-00	Terminal, Pin, Grounding	1
16	22-50322-00	Receptacle, Flag	3
17	22-50324-00	Terminal, Ring, SST	1
18	22-60300-03	Connector, 4 Pin, Plug	1
19	22-50323-00	Sleeve, Insulating	3
20	22-50269-00	Seal, Wire, 4 Circuit	1
21	42-00683-00	Gasket, Electrical Opening, Neoprene, Black, Adhesive Backed	1
22	91-00379-00	Box Assembly, Contactor - Includes:	1
23	68-15305-00	Box Assembly, Contactor	1
24	68-15312-00	Rail, Mounting, Contactor	1
25	10-00465-00	Contactor, Compressor	1
26	22-01173-02	Connector, Straight, Liquid Tight, 3/4 Inch Hub	2
27	22-01173-10	Connector, Straight, Liquid Tight, LTF13.5 Hub	1
28	42-00672-01	Insulation, Contactor, Adhesive Backed	1
29	34-00372-122	Washer, Lock, External Tooth, M6, SST	2
30	34-00946-56	Nut, Hex, M6, SST	2
31	34-00928-07	Rivet, Blind, 3.96MM (.156) Dia., Grip Range 1.60MM (.063) to 3.18MM (.125) , SST	2
32	86-04652-00	Cover Assembly, Contactor Box	1
33	34-00372-122	Washer, Lock, External Tooth, M6, SST	8
34	34-00946-56	Nut, Hex, M6, SST	8
35	42-00183-31	Trim, Flexible, Fine Pebble, Black (250 Feet Roll)	1
36	02-00035-00	Varnish, Insulating, High Voltage, Red Gylptol (8 ounces)	1
37	42-00672-01	Insulation, Contactor, Adhesive Backed	1
38	22-04109-00	Cable Asembly, Inverter to Contactor Box - Includes:	1
39	22-50098-98	Plug Assembly	1
40	22-50098-98A	Terminal	4
41	22-50098-97	Clamp, Assembly	1
42	22-01551-00F50	Cable, 11AWG, 4 Conductor (50 Feet Roll)	2
43	22-04113-00	Cable Asembly, Contactor Box - Includes:	1
44	22-01585-00SV	Connector, Male, 2 Pin, Black	1
45	22-01566-01	Terminal, Female (18-20 AWG) (HPS) (J8)	2
46	22-02394-02	Seal, Cable, Green	2

3.4 Electrical Kit - Extended Module - Low Voltage Harness



3.4 Electrical Kit - Extended Module - Low Voltage Harness			
Item	Part Number	Description	Qty
1	22-04062-01	Wire Harness, Low Voltage (Extended Module) - Includes:	1
2	22-02393-01	Terminal, Male (18-20 AWG)	10
3	22-01566-01	Terminal, Female (18-20 AWG)	16
4	22-50336-00	Terminal Assembly, Ultra-Fast (18-22 AWG)	1
5	22-50337-00	Receptacle Assembly, Ultra-Fast (18-22 AWG)	1
6	22-50310-00	Socket, Contact (18-22 AWG)	12
7	22-50098-40C	Contact, Terminal	44
8	22-50313-00	Socket, Contact	5
9	22-50098-16	Connector Assembly, 35 Pin, Black (J3)	1
10	AC201-951	Connector, Female, 6 Pin, Black (J6)	1
11	22-02448-00SV	Connector Package, Female (DPT1, DPT2, SPT1, SPT2) - Includes:	4
12	NSS	Connector, Female, Black, 3 Pin	1
13	22-50100-00	Terminal, Female (16-18 AWG)	3
14	22-02392-00	Connector, 2 Pin, Black (J7, J11)	2
15	22-01585-00SV	Connector Assembly, Male, 2 Pin, Black (HPS)	5
16	AC201-952	Connector, Female, 6 Pin, Black (J13)	1
17	22-50312-00	Connector Assembly, 6 Pin (FLAP)	1
18	22-50274-00	Connector, 2 Pin, Male (CDIP 1, CDIP 2, EVIP 1, EVIP 2, EVIP 3, EVIP 4)	6
19	22-50315-00	Receptacle Assembly, Solder, 9 Pin (J9)	1
20	22-50314-00	Wire Clamp Kit, Black (J9)	1
21	22-50098-40	Connector, 23 Pin, Black (J2)	1
22	22-02394-02	Seal, Cable, Green	24
23	22-02394-03	Seal, Cable, Purple	2
24	22-50311-00	Seal, Interface, 2 Circuit	6
25	22-50273-00	Seal, Wire, 2 Circuit	6
26	12-00495-02SV	Temperature Sensor Kit (AMBS, SVP, RTS)	3
27	44-01043-07	Wire Tie, Black, 281.43MM (11.08) Long	27
28	44-00437-00	Clip, Retainer	10
29	12-00619-00	Thermostat Assembly, 105 Degree - Includes:	2
30	12-00618-00	Thermostat, 105 Degree, With 152.40MM (6.00) Leads	1
31	22-02392-00	Connector, 2 Pin, Black	1
32	22-02393-01	Terminal, Male (18-20 AWG)	2
33	22-02394-02	Seal, Cable, Green	2
34	44-00045-27	Clamp, Hose, Worm Type, Range: 7.87MM (0.31) to 22.35MM (0.88)	2

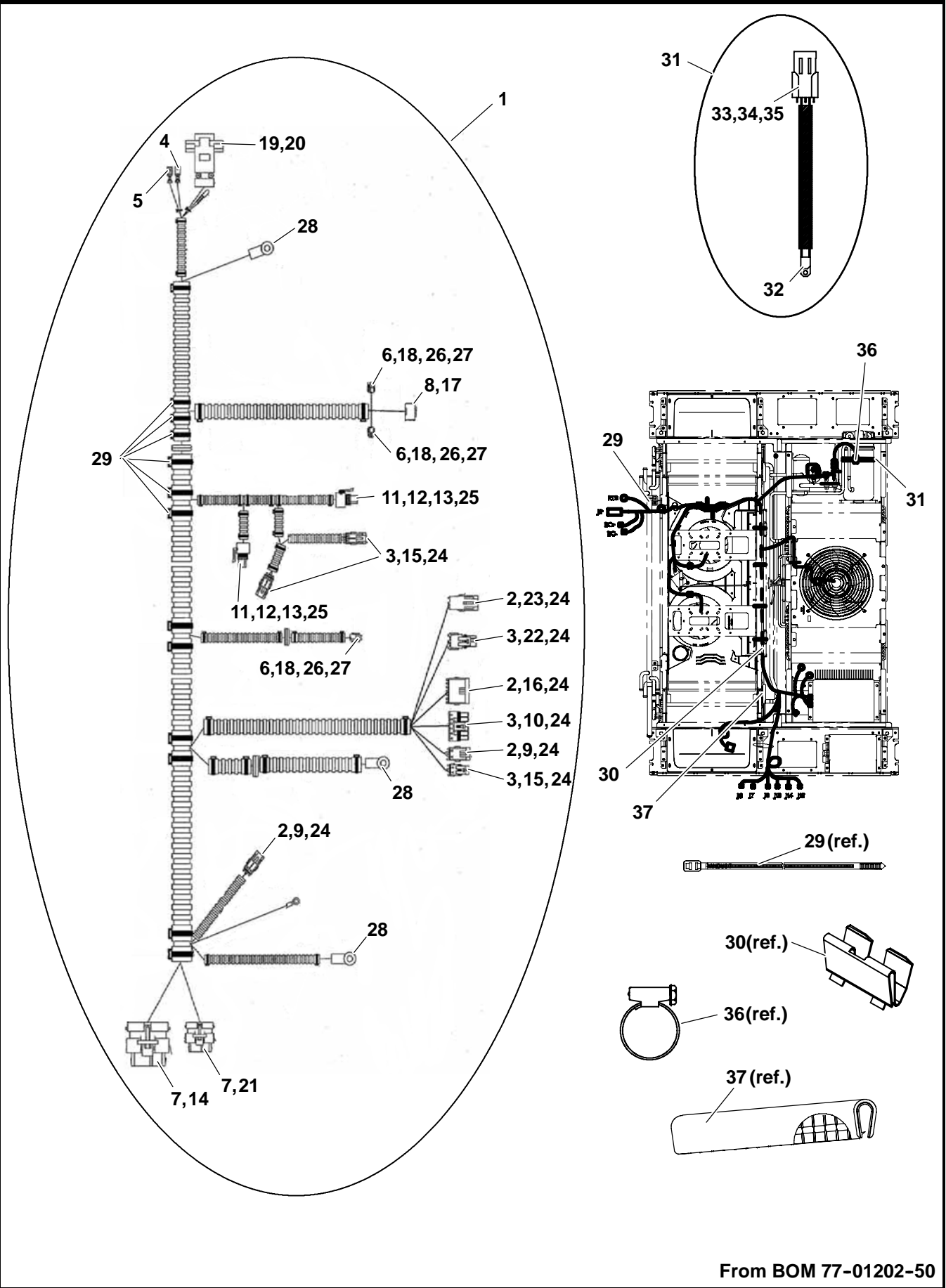
3.5 Electrical Kit - Extended Module - High Voltage Harness



From BOM 77-01203-00

3.5 Electrical Kit - Extended Module - High Voltage Harness			
Item	Part Number	Description	Qty
1	22-04063-01	Wire Harness, Power (Extended Module) - Includes:	1
2	22-50316-00	Terminal, Pin	18
3	22-50317-00	Socket, Contact	32
4	22-50271-00	Terminal, Pin, Grounding	8
5	22-60300-12	Connector, 15 Pin, Plug (J10)	1
6	22-50353-00	Connector, 15 Pin, Plug, Black (J12)	1
7	22-60300-02	Connector, 4 Pin, Plug (CD1, CD2, CP1, CP2, EV1, EV2, EV3 & EV4)	8
8	22-50321-00	Plug, Keying Snap	4
9	22-50319-00	Seal, Interface, 4 Circuit	8
10	22-50269-00	Seal, Wire, 4 Circuit	8
11	22-50320-00	Seal, Interface, 15 Circuit	2
12	22-50318-00	Seal, Wire, 15 Circuit	2
13	22-04061-00	Wire Harness, Compressor Power - Includes:	2
14	22-50316-00	Terminal, Pin	3
15	22-50271-00	Terminal, Pin, Grounding	1
16	22-50322-00	Receptacle, Flag	3
17	22-50324-00	Terminal, Ring, SST	1
18	22-60300-03	Connector, 4 Pin, Plug	1
19	22-50323-00	Sleeve, Insulating	3
20	22-50269-00	Seal, Wire, 4 Circuit	1
21	42-00683-00	Gasket, Electrical Opening, Neoprene, Black, Adhesive Backed	1
22	91-00379-00	Box Assembly, Contactor - Includes:	1
23	68-15305-00	Box Assembly, Contactor	1
24	68-15312-00	Rail, Mounting, Contactor	1
25	10-00465-00	Contactor, Compressor	1
26	22-01173-02	Connector, Straight, Liquid Tight, 3/4 Inch Hub	2
27	22-01173-10	Connector, Straight, Liquid Tight, LTF13.5 Hub	1
28	42-00672-01	Insulation, Contactor, Adhesive Backed	1
29	34-00372-122	Washer, Lock, External Tooth, M6, SST	2
30	34-00946-56	Nut, Hex, M6, SST	2
31	34-00928-07	Rivet, Blind, 3.96MM (.156) Dia., Grip Range 1.60MM (.063) to 3.18MM (.125) , SST	2
32	86-04652-00	Cover Assembly, Contactor Box	1
33	34-00372-122	Washer, Lock, External Tooth, M6, SST	8
34	34-00946-56	Nut, Hex, M6, SST	8
35	42-00183-31	Trim, Flexible, Fine Pebble, Black (250 Feet Roll)	1
36	02-00035-00	Varnish, Insulating, High Voltage, Red Gylptol (8 ounces)	1
37	42-00672-01	Insulation, Contactor, Adhesive Backed	1
38	22-04109-00	Cable Asembly, Inverter to Contactor Box - Includes:	1
39	22-50098-98	Plug Assembly	1
40	22-50098-98A	Terminal	4
41	22-50098-97	Clamp, Assembly	1
42	22-01551-00F50	Cable, 11AWG, 4 Conductor (50 Feet Roll)	2
43	22-04113-00	Cable Asembly, Contactor Box - Includes:	1
44	22-01585-00SV	Connector, Male, 2 Pin, Black	1
45	22-01566-01	Terminal, Female (18-20 AWG) (HPS) (J8)	2
46	22-02394-02	Seal, Cable, Green	2

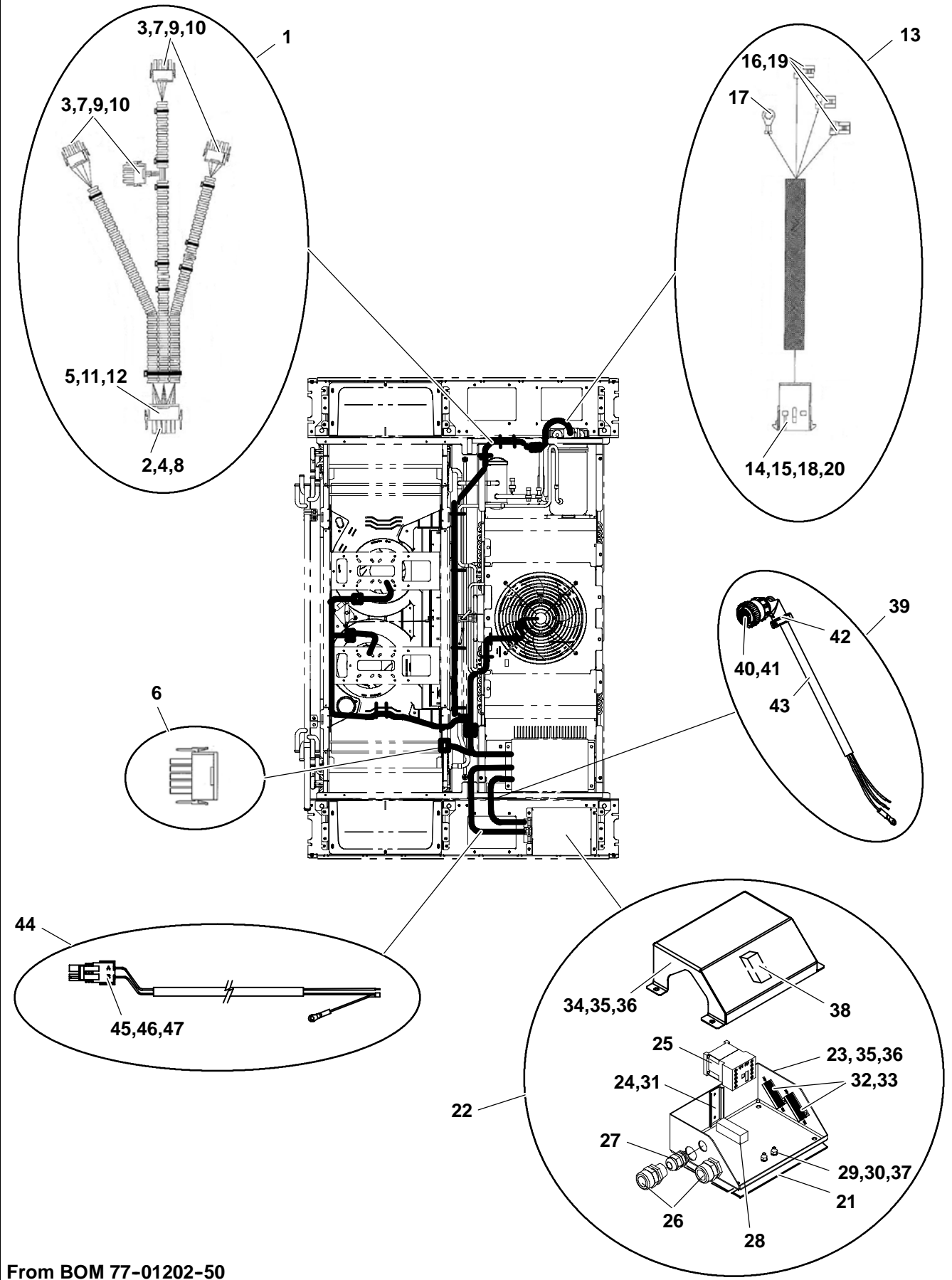
3.6 Electrical Kit - Hybrid Standard Module - Low Voltage Harness



From BOM 77-01202-50

3.6 Electrical Kit - Hybrid Standard Module - Low Voltage Harness			
Item	Part Number	Description	Qty
1	22-04141-00	Wire Harness, Low Voltage (Std. Module, Hybrid) - Includes:	1
2	22-02393-01	Terminal, Male (18-20 AWG)	10
3	22-01566-01	Terminal, Female (18-20 AWG)	20
4	22-50336-00	Terminal Assembly, Ultra-Fast (18-22 AWG)	1
5	22-50337-00	Receptacle Assembly, Ultra-Fast (18-22 AWG)	1
6	22-50310-00	Socket, Contact (18-22 AWG)	6
7	22-50098-40C	Contact, Terminal	47
8	22-50313-00	Socket, Contact	5
9	22-02392-00	Connector, 2 Pin, Black (J7, J11)	2
10	22-01585-03	Connector, Female, 6 Pin, Black (J6)	1
11	22-02448-00SV	Connector Package, Female - Includes: (DPT, SPT)	2
12	NSS	Connector, Female, Black, 3 Pin	1
13	22-50100-00	Terminal, Female (16-18 AWG)	3
14	22-50098-16	Connector Assembly, 35 Pin, Black (J3)	1
15	22-01585-00SV	Connector Assembly, Male, 2 Pin, Black (HPS)	3
16	22-02392-02	Connector, Female, 6 Pin, Black (J13)	1
17	22-50312-00	Connector Assembly, 6 Pin (FLAP)	1
18	22-50274-00	Connector, 2 Pin, Male (CDIP, EVIP 1, EVIP 2)	3
19	22-50315-00	Receptacle Assembly, Solder, 9 Pin (J9)	1
20	22-50314-00	Wire Clamp Kit, Black (J9)	1
21	22-50098-40	Connector, 23 Pin, Black (J2)	1
22	22-50142-00	Connector, 4 Pin, Black (J14)	1
23	22-50141-00	Connector, 4 Pin, Black (J15)	1
24	22-02394-02	Seal, Cable, Green	26
25	22-02394-03	Seal, Cable, Purple	2
26	22-50311-00	Seal, Interface, 2 Circuit	3
27	22-50273-00	Seal, Wire, 2 Circuit	3
28	12-00495-02SV	Temperature Sensor Kit (AMBS, STS, RTS)	3
29	44-01043-07	Wire Tie, Black, 281.43MM (11.08) Long	18
30	44-00437-00	Clip, Retainer	8
31	12-00619-00	Thermostat Assembly, 105 Degree - Includes:	1
32	12-00618-00	Thermostat, 105 Degree, With 152.40MM (6.00) Leads	1
33	22-02392-00	Connector, 2 Pin, Black	1
34	22-02393-01	Terminal, Male (18-20 AWG)	2
35	22-02394-02	Seal, Cable, Green	2
36	44-00045-27	Clamp, Hose, Worm Type, Range: 7.87MM (0.31) to 22.35MM (0.88)	1
37	42-00183-31	Trim, Flexible, Fine Pebble, Black (250 Feet Roll)	1

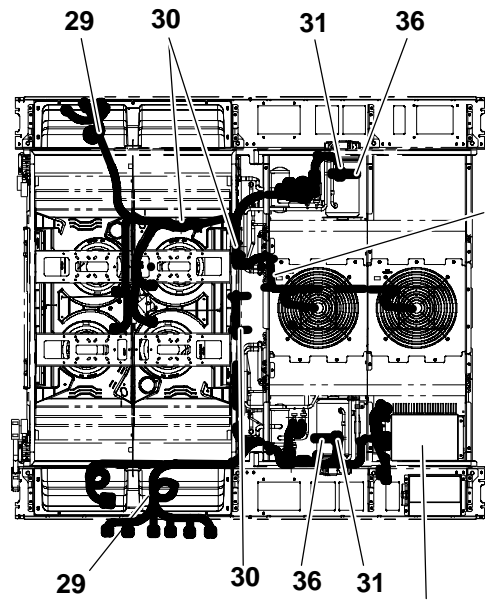
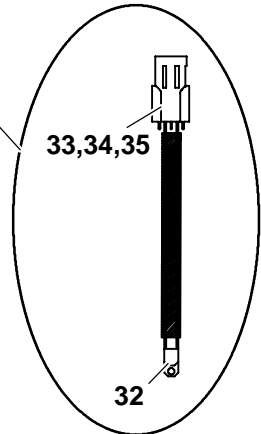
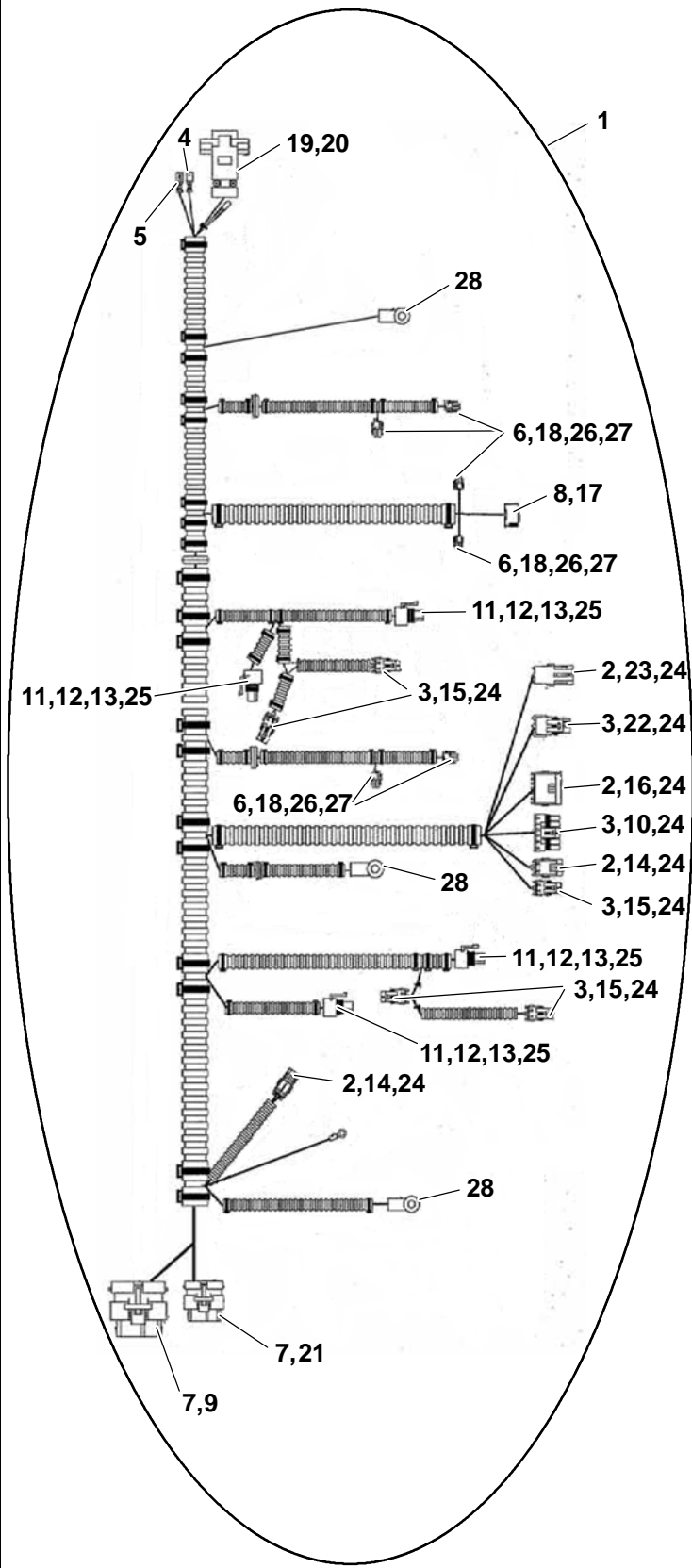
3.7 Electrical Kit - Hybrid Standard Module - High Voltage Harness



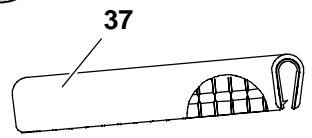
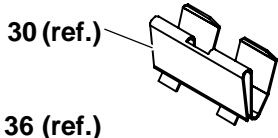
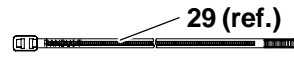
From BOM 77-01202-50

3.7 Electrical Kit - Hybrid Standard Module - High Voltage Harness			
Item	Part Number	Description	Qty
1	22-04054-01	Wire Harness, Power (Standard Module) - Includes:	1
2	22-50316-00	Terminal, Pin	9
3	22-50317-00	Socket, Contact	16
4	22-50271-00	Terminal, Pin, Grounding	4
5	22-60300-12	Connector, 15 Pin, Plug, Natural (J10)	1
6	22-50353-00	Connector, 15 Pin, Plug, Black (Loose, Attached to Harness)	1
7	22-60300-02	Connector, 4 Pin, Plug (CD,CP,EV1 & EV2)	4
8	22-50321-00	Plug, Keying Snap	2
9	22-50319-00	Seal, Interface, 4 Circuit	4
10	22-50269-00	Seal, Wire, 4 Circuit	4
11	22-50320-00	Seal, Interface, 15 Circuit	1
12	22-50318-00	Seal, Wire, 15 Circuit	1
13	22-04061-00	Wire Harness, Compressor Power - Includes:	1
14	22-50316-00	Terminal, Pin	3
15	22-50271-00	Terminal, Pin, Grounding	1
16	22-50322-00	Receptacle, Flag	3
17	22-50324-00	Terminal, Ring, SST	1
18	22-60300-03	Connector, 4 Pin, Plug	1
19	22-50323-00	Sleeve, Insulating	3
20	22-50269-00	Seal, Wire, 4 Circuit	1
21	42-00683-00	Gasket, Electrical Opening, Neoprene, Black, Adhesive Backed	1
22	91-00389-00	Control Box Assembly, Hybrid Contactor - Includes:	1
23	68-15305-00	Box Assembly, Contactor	1
24	68-15312-00	Rail, Mounting, Contactor	1
25	10-00465-00	Contactor, Compressor	1
26	22-01173-02	Connector, Straight, Liquid Tight, 3/4 Inch Hub	2
27	22-01173-10	Connector, Straight, Liquid Tight, LTF13.5 Hub	1
28	42-00672-01	Insulation, Contactor, Adhesive Backed	1
29	34-00372-122	Washer, Lock, External Tooth, M6, SST	2
30	34-00946-56	Nut, Hex, M6, SST	2
31	34-00928-07	Rivet, Blind, 3.96MM (.156) Dia., Grip Range 1.60MM (.063) to 3.18MM (.125) , SST	2
32	22-04136-00	Resistor, 5K Ohm	2
33	34-01184-03	Nut, Nylock, M3 x 0.50, SST	4
34	86-04652-00	Cover Assembly, Contactor Box	1
35	34-00372-122	Washer, Lock, External Tooth, M6, SST	8
36	34-00946-56	Nut, Hex, M6, SST	8
37	02-00035-00	Varnish, Insulating, High Voltage, Red Gylptol (8 ounces)	1
38	42-00672-01	Insulation, Contactor, Adhesive Backed	1
39	22-04109-00	Cable Asembly, Inverter to Contactor Box - Includes:	1
40	22-50098-98	Plug Assembly	1
41	22-50098-98A	Terminal	4
42	22-50098-97	Clamp, Assembly	1
43	22-01551-00F50	Cable, 11AWG, 4 Conductor (50 Feet Roll)	2
44	22-04113-00	Cable Asembly, Contactor Box - Includes:	1
45	22-01585-00	Connector, Male, 2 Pin, Black	1
46	22-01566-01	Terminal, Female (18-20 AWG) (HPS) (J8)	2
47	22-02394-02	Seal, Cable, Green	2

3.8 Electrical Kit - Hybrid Extended Module - Low Voltage Harness



Inverter See Section NO TAG

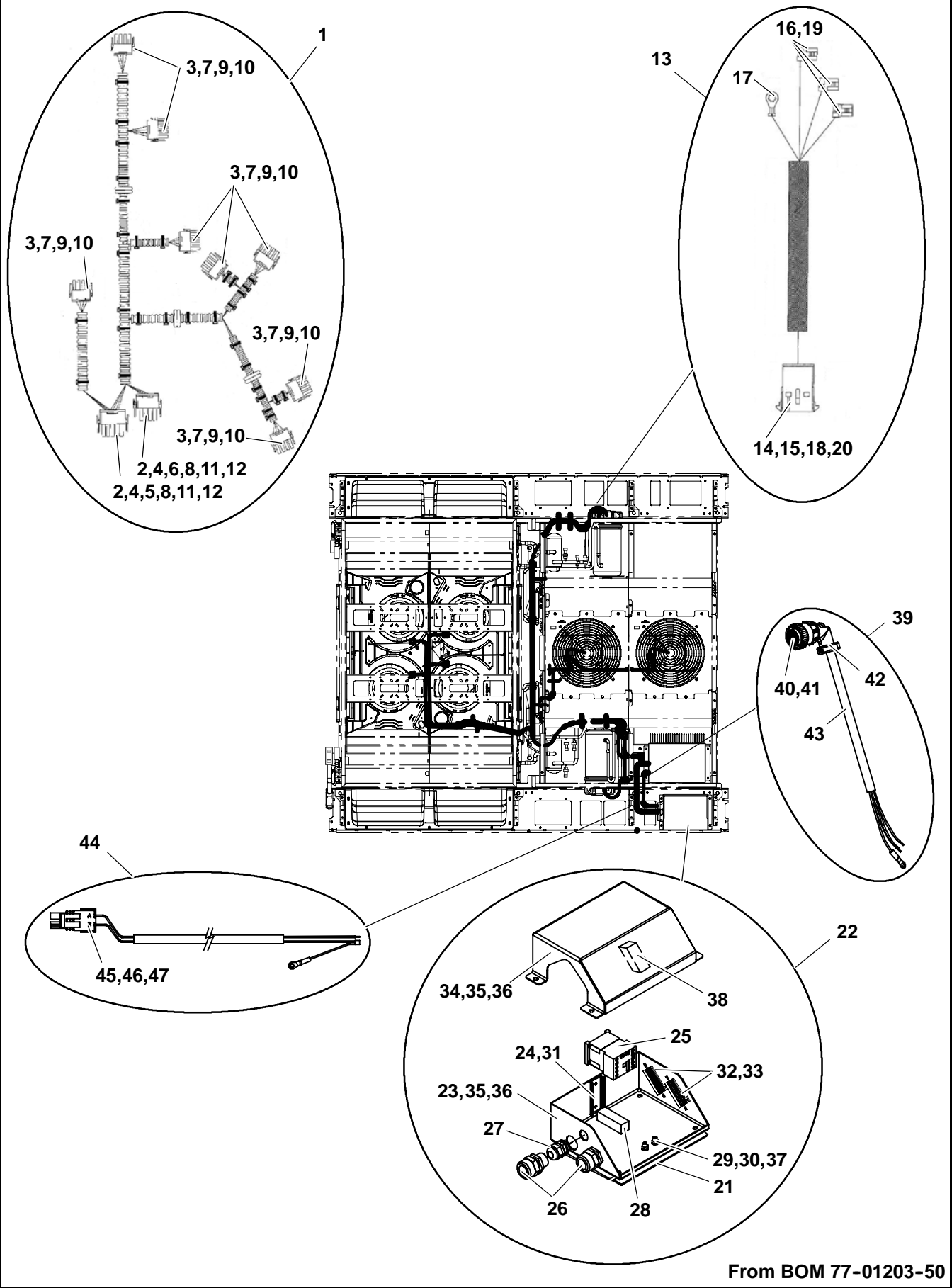


From BOM 77-01203-50

3.8 Electrical Kit - Hybrid Extended Module - Low Voltage Harness

Item	Part Number	Description	Qty
1	22-04142-00	Wire Harness, Low Voltage (Exd. Module, Hybrid) - Includes:	1
2	22-02393-01	Terminal, Male (18-20 AWG)	12
3	22-01566-01	Terminal, Female (18-20 AWG)	20
4	22-50336-00	Terminal Assembly, Ultra-Fast (18-22 AWG)	1
5	22-50337-00	Receptacle Assembly, Ultra-Fast (18-22 AWG)	1
6	22-50310-00	Socket, Contact (18-22 AWG)	12
7	22-50098-40C	Contact, Terminal	48
8	22-50313-00	Socket, Contact	5
9	22-50098-16	Connector Assembly, 35 Pin, Black (J3)	1
10	22-01585-03	Connector, Female, 6 Pin, Black (J6)	1
11	22-02448-00SV	Connector Package, Female - Includes: (DPT, SPT)	4
12	NSS	Connector, Female, Black, 3 Pin	1
13	22-50100-00	Terminal, Female (16-18 AWG)	3
14	22-02392-00	Connector, 2 Pin, Black (J7, J11)	2
15	22-01585-00SV	Connector Assembly, Male, 2 Pin, Black (HPS)	5
16	22-02392-02	Connector, Female, 6 Pin, Black (J13)	1
17	22-50312-00	Connector Assembly, 6 Pin (FLAP)	1
18	22-50274-00	Connector, 2 Pin, Male (CDIP, EVIP 1, EVIP 2)	6
19	22-50315-00	Receptacle Assembly, Solder, 9 Pin (J9)	1
20	22-50314-00	Wire Clamp Kit, Black (J9)	1
21	22-50098-40	Connector, 23 Pin, Black (J2)	1
22	22-50142-00	Connector, 4 Pin, Black (J14)	1
23	22-50141-00	Connector, 4 Pin, Black (J15)	1
24	22-02394-02	Seal, Cable, Green	30
25	22-02394-03	Seal, Cable, Purple	2
26	22-50311-00	Seal, Interface, 2 Circuit	6
27	22-50273-00	Seal, Wire, 2 Circuit	6
28	12-00495-02SV	Temperature Sensor Kit (AMBS, STS, RTS)	3
29	44-01043-07	Wire Tie, Black, 281.43MM (11.08) Long	27
30	44-00437-00	Clip, Retainer	10
31	12-00619-00	Thermostat Assembly, 105 Degree - Includes:	2
32	12-00618-00	Thermostat, 105 Degree, With 152.40MM (6.00) Leads	1
33	22-02392-00	Connector, 2 Pin, Black	1
34	22-02393-01	Terminal, Male (18-20 AWG)	2
35	22-02394-02	Seal, Cable, Green	2
36	44-00045-27	Clamp, Hose, Worm Type, Range: 7.87MM (0.31) to 22.35MM (0.88)	2
37	42-00183-31	Trim, Flexible, Fine Pebble, Black (250 Feet Roll)	1

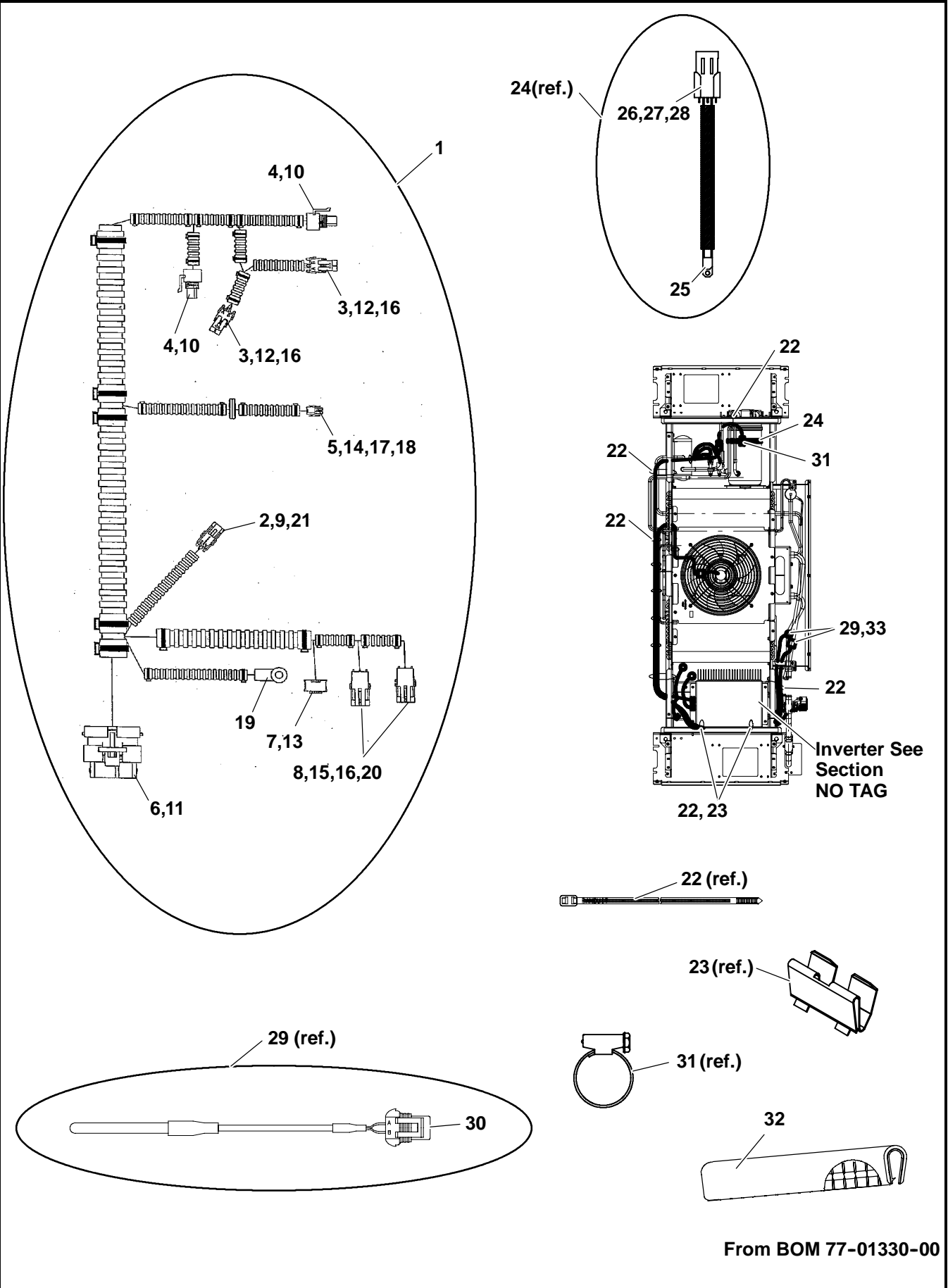
3.9 Electrical Kit - Hybrid Extended Module - High Voltage Harness



From BOM 77-01203-50

3.9 Electrical Kit - Hybrid Extended Module - High Voltage Harness			
Item	Part Number	Description	Qty
1	22-04063-01	Wire Harness, Power (Extended Module) - Includes:	1
2	22-50316-00	Terminal, Pin	18
3	22-50317-00	Socket, Contact	32
4	22-50271-00	Terminal, Pin, Grounding	8
5	22-60300-12	Connector, 15 Pin, Plug, Natural (J10)	1
6	22-50353-00	Connector, 15 Pin, Plug, Black (J12)	1
7	22-60300-02	Connector, 4 Pin, Plug (CD,CP,EV1 & EV2)	8
8	22-50321-00	Plug, Keying Snap	4
9	22-50319-00	Seal, Interface, 4 Circuit	8
10	22-50269-00	Seal, Wire, 4 Circuit	8
11	22-50320-00	Seal, Interface, 15 Circuit	2
12	22-50318-00	Seal, Wire, 15 Circuit	2
13	22-04061-00	Wire Harness, Compressor Power - Includes:	2
14	22-50316-00	Terminal, Pin	3
15	22-50271-00	Terminal, Pin, Grounding	1
16	22-50322-00	Receptacle, Flag	3
17	22-50324-00	Terminal, Ring, SST	1
18	22-60300-03	Connector, 4 Pin, Plug	1
19	22-50323-00	Sleeve, Insulating	3
20	22-50269-00	Seal, Wire, 4 Circuit	1
21	42-00683-00	Gasket, Electrical Opening, Neoprene, Black, Adhesive Backed	1
22	91-00389-00	Control Box Assembly, Hybrid Contactor - Includes:	1
23	68-15305-00	Box Assembly, Contactor	1
24	68-15312-00	Rail, Mounting, Contactor	1
25	10-00465-00	Contactor, Compressor	1
26	22-01173-02	Connector, Straight, Liquid Tight, 3/4 Inch Hub	2
27	22-01173-10	Connector, Straight, Liquid Tight, LTF13.5 Hub	1
28	42-00672-01	Insulation, Contactor, Adhesive Backed	1
29	34-00372-122	Washer, Lock, External Tooth, M6, SST	2
30	34-00946-56	Nut, Hex, M6, SST	2
31	34-00928-07	Rivet, Blind, 3.96MM (.156) Dia., Grip Range 1.60MM (.063) to 3.18MM (.125), SST	2
32	22-04136-00	Resistor, 5K Ohm	2
33	34-01184-03	Nut, Nylock, M3 x 0.50, SST	4
34	86-04652-00	Cover Assembly, Contactor Box	1
35	34-00372-122	Washer, Lock, External Tooth, M6, SST	8
36	34-00946-56	Nut, Hex, M6, SST	8
37	02-00035-00	Varnish, Insulating, High Voltage, Red Gylptol (8 ounces)	1
38	42-00672-01	Insulation, Contactor, Adhesive Backed	1
39	22-04109-00	Cable Asembly, Inverter to Contactor Box - Includes:	1
40	22-50098-98	Plug Assembly	1
41	22-50098-98A	Terminal	4
42	22-50098-97	Clamp, Assembly	1
43	22-01551-00F50	Cable, 11AWG, 4 Conductor (50 Feet Roll)	2
44	22-04113-00	Cable Asembly, Contactor Box - Includes:	1
45	22-01585-00	Connector, Male, 2 Pin, Black	1
46	22-01566-01	Terminal, Female (18-20 AWG) (HPS) (J8)	2
47	22-02394-02	Seal, Cable, Green	2

3.10 Electrical Kit - Water Cooler Module - Low Voltage Harness

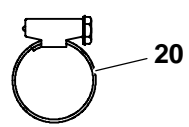
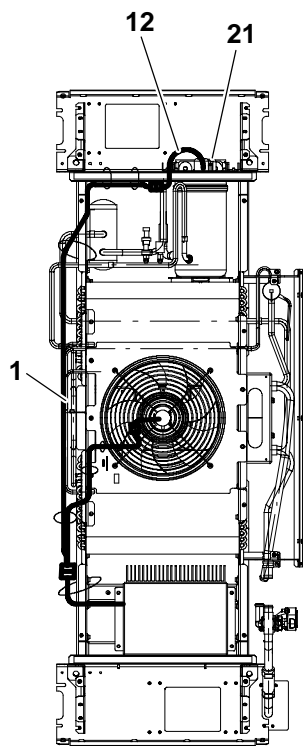
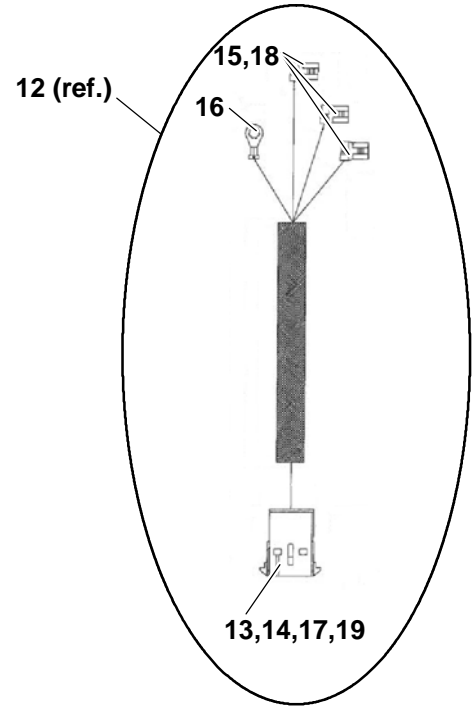
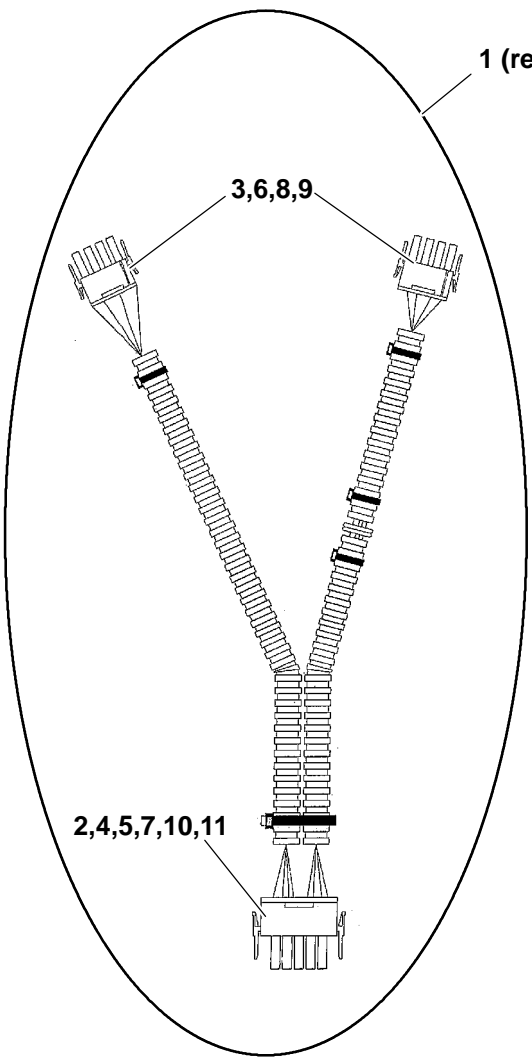


From BOM 77-01330-00

3.10 Electrical Kit - Water Cooler Module - Low Voltage Harness

Item	Part Number	Description	Qty
1	22-04150-00	Wire Harness, Low Voltage (Water Cooler) - Includes:	1
2	22-02393-01	Terminal, Male (18-20 AWG) (J11)	2
3	22-01566-01	Terminal, Female (18-20 AWG) (HPS, TSW)	4
4	22-01777-03	Terminal, Female (20-22 AWG) (DPT, SPT)	6
5	22-50310-00	Socket, Contact (18-22 AWG) (CDIP)	2
6	22-50098-40C	Contact, Terminal (J3)	20
7	22-50313-00	Socket, Contact (FLAP)	5
8	22-50078-47A	Terminal, Male (18-20 AWG) (RWT, SWT)	4
9	22-02392-00	Connector, 2 Pin, Black (J11)	1
10	22-02448-00SV	Connector, Female (DPT, SPT)	2
11	22-50098-16	Connector Assembly, 35 Pin, Black (J3)	1
12	22-01585-00SV	Connector Assembly, Male, 2 Pin, Black (HPS, TSW)	2
13	22-50312-00	Connector Assembly, 6 Pin (FLAP)	1
14	22-50274-00	Connector, 2 Pin, Male (CDIP)	1
15	22-50078-01SV	Connector Assembly, Male, 2 Pin, Black (RWT, SWT)	2
16	22-02394-02	Seal, Cable, Green (RWT, SWT, TSW, HPS)	8
17	22-50311-00	Seal, Interface, 2 Circuit (CDIP)	1
18	22-50273-00	Seal, Wire, 2 Circuit (CDIP)	1
19	12-00495-02SV	Temperature Sensor Kit (AMBS)	1
20	22-01696-01	Lock, Secondary (RWT, SWT)	2
21	22-02394-03	Seal, Cable, Purple (J11)	2
22	44-01043-07	Wire Tie, Black, 281.43MM [11.08] Long	24
23	58-04316-00	Base, Push Mount, Cable Tie, 6.4MM [.250] Diameter Mounting Hole	2
24	12-00619-00	Thermostat Assembly, 105 Degree - Includes:	1
25	12-00618-00	Thermostat, 105 Degree, With 152.40MM [6.00] Leads	1
26	22-02392-00	Connector, 2 Pin, Black	1
27	22-02393-01	Terminal, Male (18-20 AWG)	2
28	22-02394-02	Seal, Cable, Green	2
29	12-00566-03	Sensor Assembly, RWS, SWS - Includes:	2
30	22-50078-02SV	Connector Kit, Female	1
31	44-00045-27	Clamp, Hose, Worm Type, Range: 7.87MM [0.31] to 22.35MM [0.88]	1
32	42-00183-31	Trim, Flexible, Fine Pebble, Black (250 Feet Roll)	4
33	42-00032-00	Tape, Insulation, Presstite, 2.00 x 30.00 Feet Long	1

3.11 Electrical Kit - Water Cooler Module - High Voltage Harness



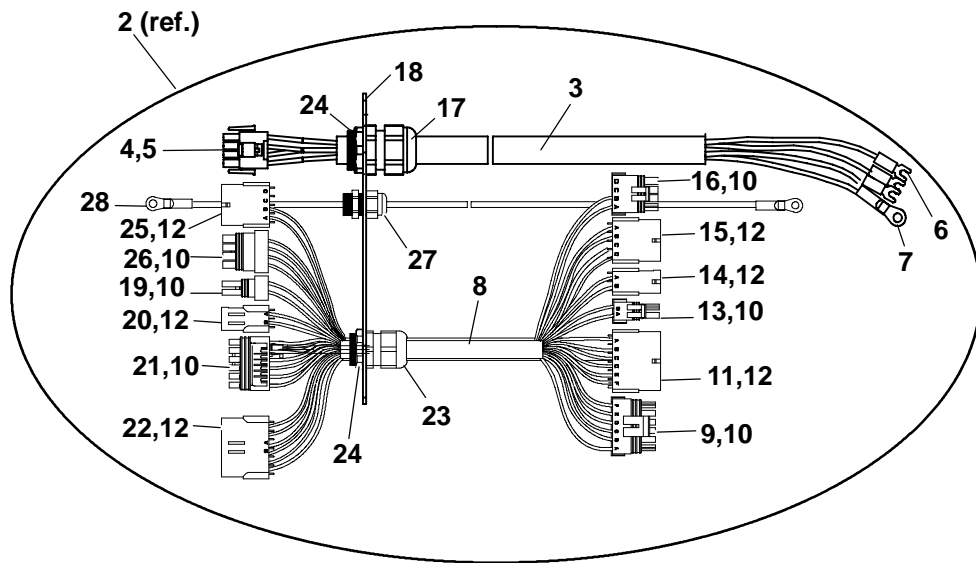
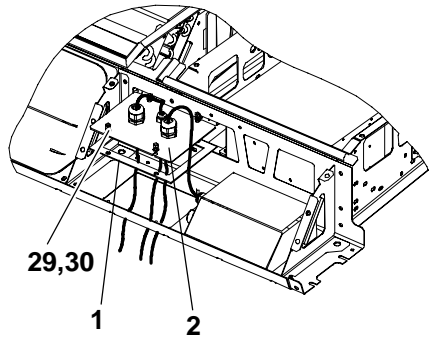
From BOM 77-01330-00

3.11 Electrical Kit - Water Cooler Module - High Voltage Harness

Item	Part Number	Description	Qty
1	22-04151-00	Wire Harness, High Voltage (Water Cooler) - Includes:	1
2	22-50316-00	Terminal, Pin (J10)	6
3	22-50317-00	Socket, Contact (CD, CP)	8
4	22-50271-00	Terminal, Pin, Grounding (J10)	2
5	22-60300-12	Connector, 15 Pin, Plug, Natural (J10)	2
6	22-60300-02	Connector, 4 Pin, Plug (CD, CP)	2
7	22-50321-00	Plug, Keying Snap (J10)	22
8	22-50319-00	Seal, Interface, 4 Circuit (CD, CP)	2
9	22-50269-00	Seal, Wire, 4 Circuit (CD, CP)	2
10	22-50320-00	Seal, Interface, 15 Circuit (J10)	2
11	22-50318-00	Seal, Wire, 15 Circuit (J10)	2
12	22-04061-00	Wire Harness, Compressor Power - Includes:	1
13	22-50316-00	Terminal, Pin (C1)	3
14	22-50271-00	Terminal, Pin, Grounding (C1)	1
15	22-50322-00	Receptacle, Flag (C2, C3, C4)	3
16	22-50324-00	Terminal, Ring, SST (T1)	1
17	22-60300-03	Connector, 4 Pin, Plug (C1)	1
18	22-50323-00	Sleeve, Insulating (C2, C3, C4)	3
19	22-50269-00	Seal, Wire, 4 Circuit (C1)	1
20	44-00045-03	Clamp, Hose, Worm Type, Range: 22.23 - 44.45MM [.88 - 1.75]	2
21	02-00035-00	Varnish, Insulating, High Voltage, Red Gylptol (8 ounces)	1

4 INTERCONNECTING HARNESS KITS

4.1 Short Harness

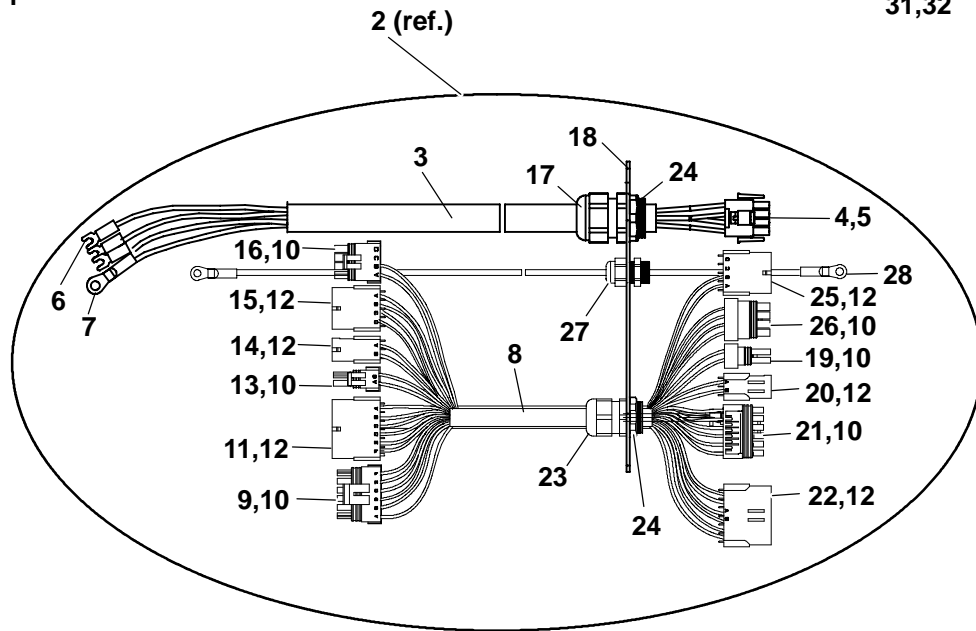
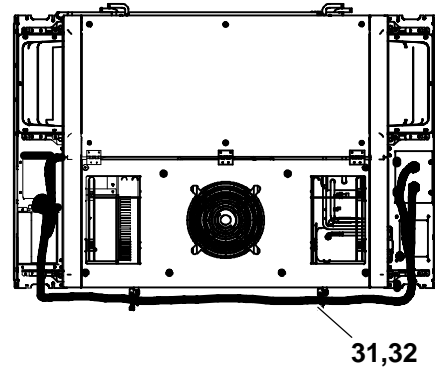
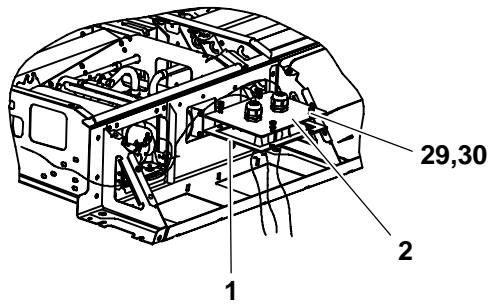


From BOM 77-01261-00

Item	Part Number	Description	Qty
1	42-00691-00	Gasket, Electrical/Contactor Connection Box	1
2	22-04133-00	Cable Assembly, High & Low Voltage, Hybrid - Includes:	1
3	22-04112-00	Cable Assembly, High Voltage (Contactor Box - Interface Plate) 3.28 Feet - Includes:	1
4	22-50098-99	Connector Assembly, 4 Pin	1
5	22-50098-99A	Terminal, Pin, 2MM	4
6	22-01689-14	Terminal, Spring Spade (10-12 AWG)	3
7	22-00119-04	Terminal, Ring Tongue, 1/4 Inch Stud (10-12 AWG)	1

4.1 Short Harness			
Item	Part Number	Description	Qty
8	22-04140-00	Cable Assembly, Low Voltage (Inverter - Interface Plate) Hybrid Short - Includes:	1
9	22-01585-03	Connector Assembly, 6 Pin, Black, J13	1
10	22-01566-01	Terminal, Female (18-20 AWG), J6, J7, J8, J13, J14 & J15	22
11	22-02392-02	Connector, Male, 6 Pin, Black, J6	1
12	22-02393-01	Terminal, Male (18-20 AWG), J6, J7, J8, J13, J14 & J15	22
13	22-01585-00SV	Connector Assembly, Male, 2 Pin, Black, J7	1
14	22-02392-00	Connector, 2 Pin, Black, J8	1
15	22-50141-00	Connector Assembly, Male, 4 Pin, Black, J14	1
16	22-50142-00	Connector Assembly, Female, 4 Pin, Black, J15	1
17	22-02319-05	Connector, Straight, Liquid Tight, 3/4 Inch Hub	1
18	68-15313-00	Plate, Electrical Opening	1
19	22-01585-00SV	Connector Assembly, Male, 2 Pin, Black, J8	1
20	22-02392-00	Connector, 2 Pin, Black, J7	1
21	22-01585-03	Connector Assembly, 6 Pin, Black, J6	1
22	22-02392-02	Connector, Female, 6 Pin, Black, J13	1
23	22-02319-09	Connector, Straight, Liquid Tight, .256/.485 Diameter	1
24	34-06136-01	Nut, Lock, Nylon, 3/4" NPT	2
25	22-50141-00	Connector Assembly, Male, 4 Pin, Black, J15	1
26	22-50142-00	Connector Assembly, Female, 4 Pin, Black, J14	1
27	22-02319-00	Connector, Straight, Liquid Tight, M18.6 x 1.41 Hub	1
28	22-04137-00	Cable Assembly, Ground	1
29	34-01151-06	Washer, Flat, M6, SST	4
30	34-00946-06	Nut, Hex, M6 - 1.00, Zinc	4

4.2 Long Harness

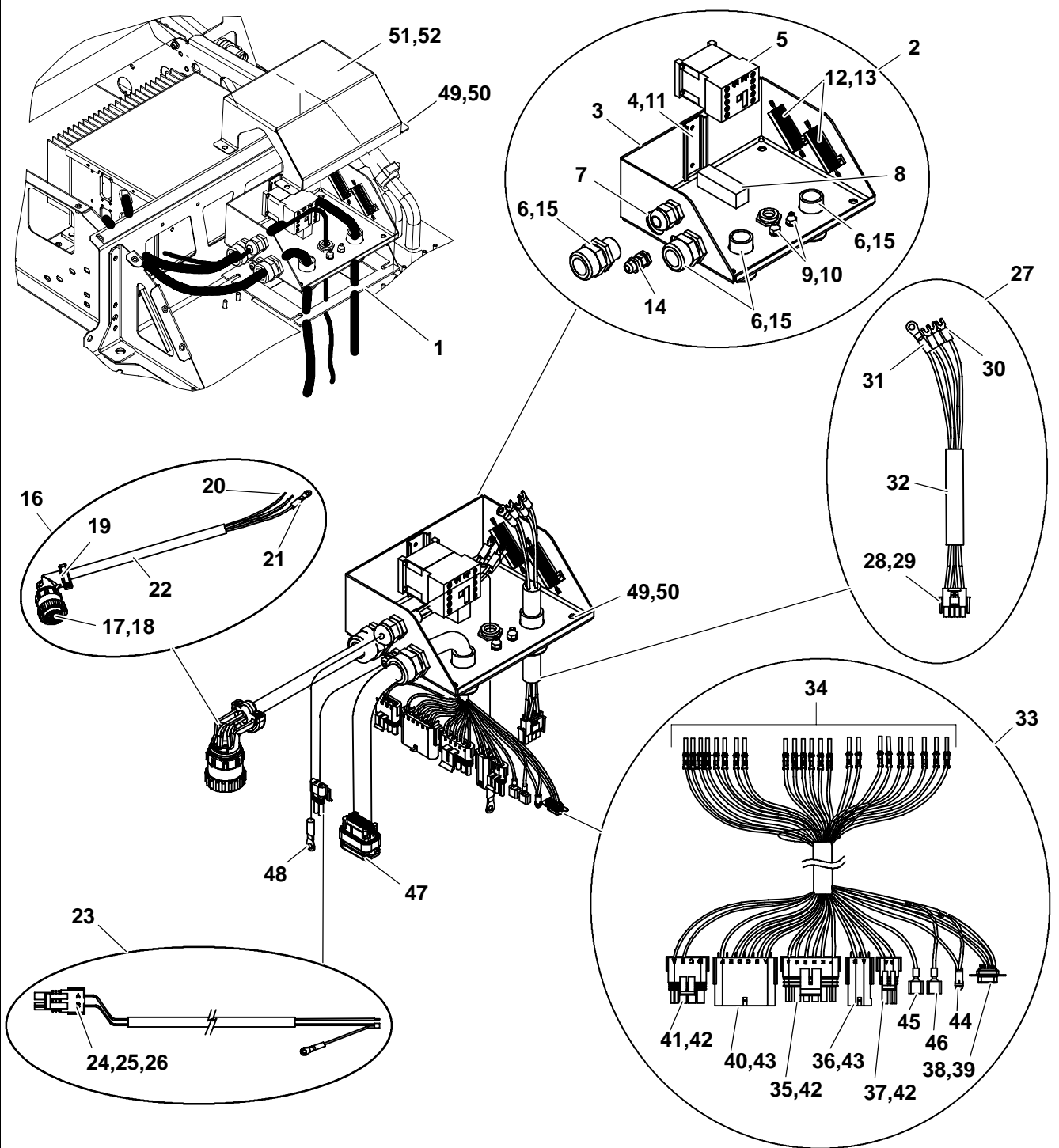


From BOM 77-01261-01

Item	Part Number	Description	Qty
1	42-00691-00	Gasket, Refrigerant Connection Box	1
2	22-04133-01	Cable Assembly, High & Low Voltage, Hybrid - Includes:	1
3	22-04112-01	Cable Assembly, High Voltage (Contactor Box - Interface Plate) 12.14 Feet - Includes:	1
4	22-50098-99	Connector Assembly, 4 Pin	1
5	22-50098-99A	Terminal, Pin, 2MM	4
6	22-01689-14	Terminal, Spring Spade (10-12 AWG)	3
7	22-00119-04	Terminal, Ring Tongue, 1/4 Inch Stud (10-12 AWG)	1
8	22-04140-01	Cable Assembly, Low Voltage (Inverter - Interface Plate) Hybrid Long- Includes:	1
9	22-01585-03	Connector Assembly, 6 Pin, Black, J13	1
10	22-01566-01	Terminal, Female (18-20 AWG), J6, J7, J8, J13, J14 & J15	22
11	22-02392-02	Connector, Male, 6 Pin, Black, J6	1
12	22-02393-01	Terminal, Male (18-20 AWG), J6, J7, J8, J13, J14 & J15	22
13	22-01585-00SV	Connector Assembly, Male, 2 Pin, Black, J7	1
14	22-02392-00	Connector, 2 Pin, Black, J8	1
15	22-50141-00	Connector Assembly, Male, 4 Pin, Black, J14	1
16	22-50142-00	Connector Assembly, Female, 4 Pin, Black, J15	1

4.2 Long Harness			
Item	Part Number	Description	Qty
17	22-02319-05	Connector, Straight, Liquid Tight, 3/4 Inch Hub	1
18	68-15313-00	Plate, Electrical Opening	1
19	22-01585-00SV	Connector Assembly, Male, 2 Pin, Black, J8	1
20	22-02392-00	Connector, 2 Pin, Black, J7	1
21	22-01585-03	Connector Assembly, 6 Pin, Black, J6	1
22	22-02392-02	Connector, Female, 6 Pin, Black, J13	1
23	22-02319-09	Connector, Straight, Liquid Tight, .256/.485 Diameter	1
24	34-06136-01	Nut, Lock, Nylon, 3/4" NPT	2
25	22-50141-00	Connector Assembly, Male, 4 Pin, Black, J15	1
26	22-50142-00	Connector Assembly, Female, 4 Pin, Black, J14	1
27	22-02319-00	Connector, Straight, Liquid Tight, M18.6 x 1.41 Hub	1
28	22-04137-00	Cable Assembly, Ground	1
29	34-01151-06	Washer, Flat, M6, SST	4
30	34-00946-06	Nut, Hex, M6 - 1.00, Zinc	4
31	42-00183-31	Trim, Flexible, Fine Pebble, Black (250 Feet Roll)	A/R
32	44-01043-07	Wire Tie, Black, (281.43 MM) 11.08 Inches Long	5

4.3 5KW Hybrid Short Harness

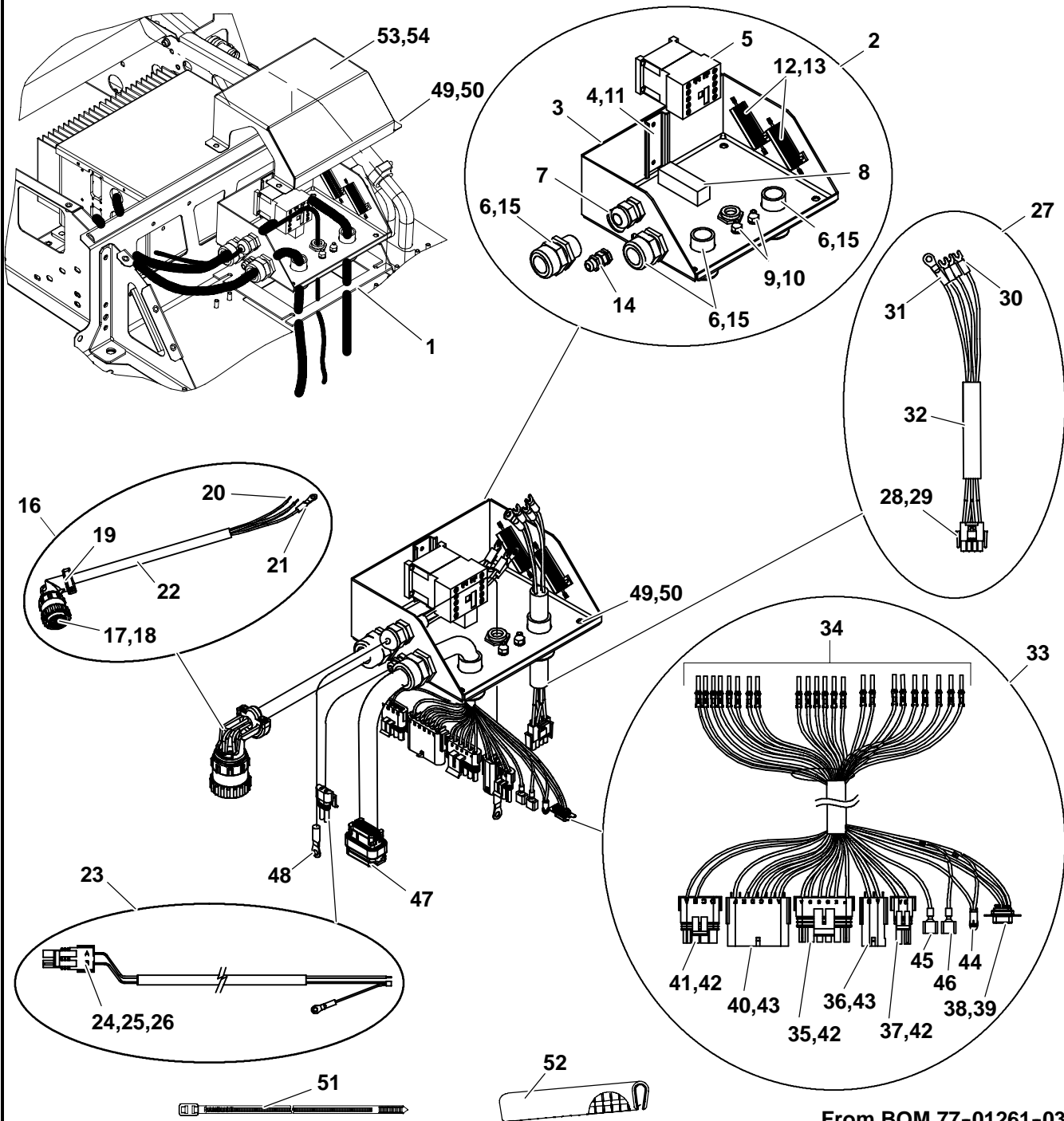


From BOM 77-01261-02

Item	Part Number	Description	Qty
1	42-00683-00	Gasket, Electrical/Contactor Connection Box	1
2	91-00399-00	Control Box Assembly, High/Low Voltage, Hybrid Short - Includes:	1
3	68-15546-00	Box Assembly, Contactor	1
4	68-15312-00	Rail, Mounting, Contactor	1
5	10-00465-00	Contactor, Compressor	1
6	22-01173-02	Connector, Straight, Liquid Tight, 3/4 Inch Hub	4
7	22-01173-10	Connector, Straight, Liquid Tight, LTF13.5 Hub	2

4.3 5KW Hybrid Short Harness			
Item	Part Number	Description	Qty
8	42-00672-01	Insulation, Contactor, Adhesive Backed	1
9	34-00372-122	Washer, Lock, External Tooth, M6, SST	2
10	34-00946-56	Nut, Hex, M6, SST	2
11	34-00928-07	Rivet, Blind, 3.96MM [.156] Dia., Grip Range 1.60MM [.063] to 3.18MM [.125] , SST	2
12	22-04136-00	Resistor, 5K Ohm	2
13	34-01184-03	Nut, Nylock, M3 x 0.50, SST	4
14	22-01173-07	Connector, Straight, Liquid Tight, LTF7 Hub	1
15	34-06136-01	Nut, Lock, Nylon, 3/4" NPT	4
16	22-04109-00	Cable Asembly, Inverter to Contactor Box, Short - Includes:	1
17	22-50098-98	Plug Assembly	1
18	22-50098-98A	Terminal	4
19	22-50098-97	Clamp, Cable	1
20	22-01689-14	Terminal, Spring Spade (10-12 AWG)	3
21	22-00119-04	Terminal, Ring Tongue, 1/4 Inch Stud (10-12 AWG)	1
22	22-01551-00F50	Cable, 11AWG, 4 Conductor (50 Feet Roll)	2
23	22-04113-00	Cable Asembly, Contactor Box, Short - Includes:	1
24	22-01585-00	Connector, Male, 2 Pin, Black	1
25	22-01566-01	Terminal, Female (18-20 AWG) (HPS) (J8)	2
26	22-02394-02	Seal, Cable, Green	2
27	22-04112-02	Cable Assembly, High Voltage (Contactor Box - Interface Plate) 5.00 Inches - Includes:	1
28	22-50098-99	Connector Assembly, 4 Pin	1
29	22-50098-99A	Terminal, Pin, 2MM	4
30	22-01689-14	Terminal, Spring Spade (10-12 AWG)	3
31	22-00119-04	Terminal, Ring Tongue, 1/4 Inch Stud (10-12 AWG)	1
32	22-01551-00F50	Cable, 11AWG, 4 Conductor (50 Feet Roll)	2
33	22-04153-00	Cable Assembly, Low Voltage, Short (Contactor Box - Interface Plate) - Includes:	1
34	22-50098-40C	Contact, Terminal, J2	23
35	22-01585-03	Connector Assembly, 6 Pin, Black, J6	1
36	22-02392-00	Connector, 2 Pin, Black, J7	1
37	22-01585-00SV	Connector Assembly, Male, 2 Pin, Black, J8	1
38	22-50315-00	Receptacle Assembly, Solder, 9 Pin, J9	1
39	22-50314-00	Wire Clamp Kit, Black, J9	2
40	22-02392-02	Connector, Female, 6 Pin, Black, J13	1
41	22-50142-00	Connector Assembly, Female, 4 Pin, Black, J14	1
42	22-01566-01	Terminal, Female (18-20 AWG), J6, J8 & J14	10
43	22-02393-01	Terminal, Male (18-20 AWG), J7 & J13	8
44	22-04089-00	LED Assembly, 24 VDC, Red Lens	1
45	22-01502-00	Terminal, Male (18-22 AWG), BL+	1
46	22-01258-01	Terminal, Female (18-22 AWG), BL-	1
47	22-50098-40	Connector, Plug, 23 Position, Black	1
48	22-04137-00	Cable Assembly, Ground, Short	1
49	34-01151-06	Washer, Flat, M6, SST	8
50	34-00946-06	Nut, Hex, M6 - 1.00, Zinc	8
51	86-04700-00	Cover, Contactor Box	1
52	42-00672-01	Insulation, Contactor, Adhesive Backed	1

4.4 5KW Hybrid Long Harness



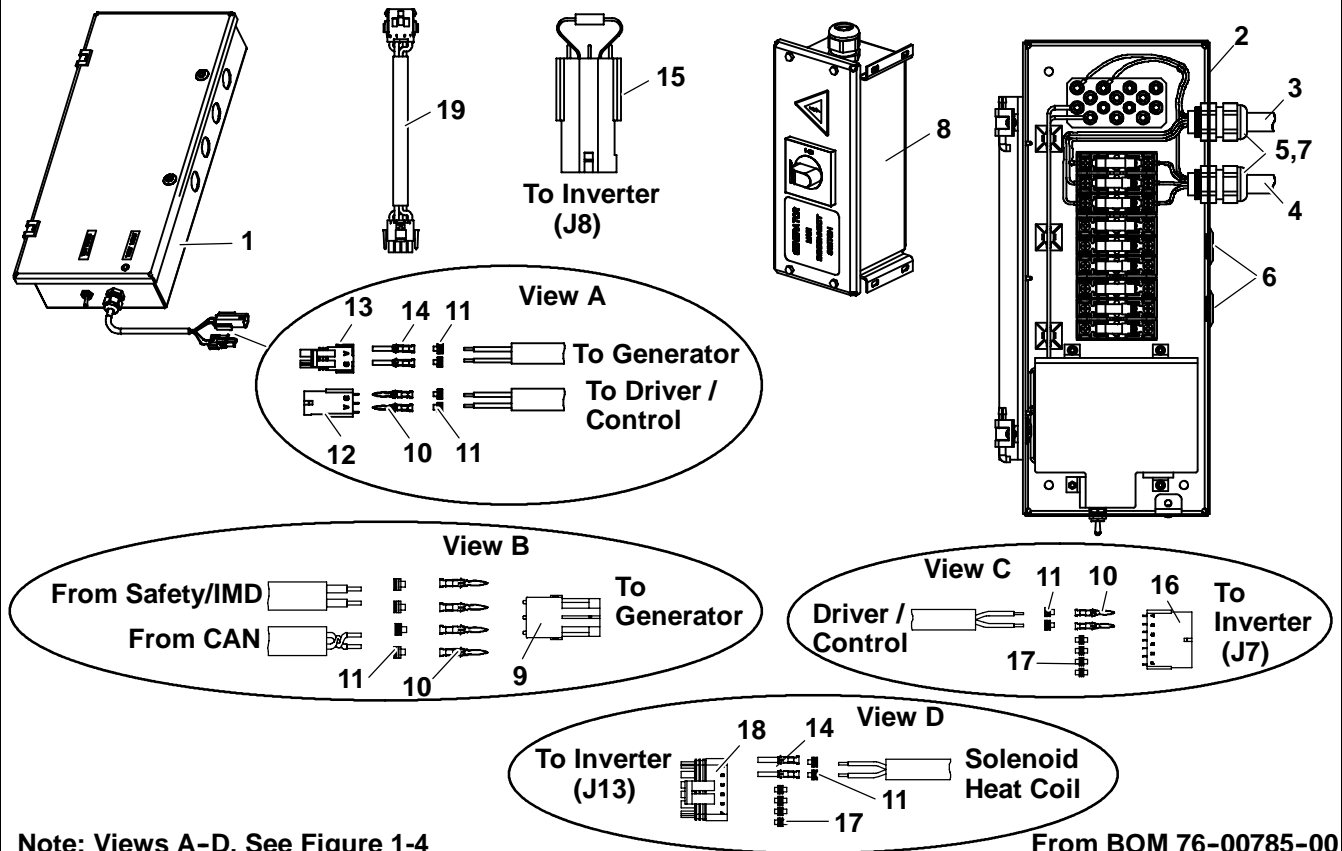
From BOM 77-01261-03

Item	Part Number	Description	Qty
1	42-00683-00	Gasket, Electrical/Contactor Connection Box	1
2	91-00399-01	Control Box Assembly, High/Low Voltage, Hybrid Long - Includes:	1
3	68-15546-00	Box Assembly, Contactor	1
4	68-15312-00	Rail, Mounting, Contactor	1
5	10-00465-00	Contactors, Compressor	1
6	22-01173-02	Connector, Straight, Liquid Tight, 3/4 Inch Hub	4
7	22-01173-10	Connector, Straight, Liquid Tight, LTF13.5 Hub	2
8	42-00672-01	Insulation, Contactor, Adhesive Backed	1
9	34-00372-122	Washer, Lock, External Tooth, M6, SST	2

4.4 5KW Hybrid Long Harness			
Item	Part Number	Description	Qty
10	34-00946-56	Nut, Hex, M6, SST	2
11	34-00928-07	Rivet, Blind, 3.96MM [.156] Dia., Grip Range 1.60MM [.063] to 3.18MM [.125] , SST	2
12	22-04136-00	Resistor, 5K Ohm	2
13	34-01184-03	Nut, Nylock, M3 x 0.50, SST	4
14	22-01173-07	Connector, Straight, Liquid Tight, LTF7 Hub	1
15	34-06136-01	Nut, Lock, Nylon, 3/4" NPT	4
16	22-04109-01	Cable Asembly, Inverter to Contactor Box, Long - Includes:	1
17	22-50098-98	Plug Assembly	1
18	22-50098-98A	Terminal	4
19	22-50098-97	Clamp, Cable	1
20	22-01689-14	Terminal, Spring Spade (10-12 AWG)	3
21	22-00119-04	Terminal, Ring Tongue, 1/4 Inch Stud (10-12 AWG)	1
22	22-01551-00F50	Cable, 11AWG, 4 Conductor (50 Feet Roll)	2
23	22-04113-01	Cable Asembly, Contactor Box, Long - Includes:	1
24	22-01585-00	Connector, Male, 2 Pin, Black	1
25	22-01566-01	Terminal, Female (18-20 AWG) (HPS) (J8)	2
26	22-02394-02	Seal, Cable, Green	2
27	22-04112-02	Cable Assembly, High Voltage (Contactor Box - Interface Plate) 5.00 Inches - Includes:	1
28	22-50098-99	Connector Assembly, 4 Pin	1
29	22-50098-99A	Terminal, Pin, 2MM	4
30	22-01689-14	Terminal, Spring Spade (10-12 AWG)	3
31	22-00119-04	Terminal, Ring Tongue, 1/4 Inch Stud (10-12 AWG)	1
32	22-01551-00F50	Cable, 11AWG, 4 Conductor (50 Feet Roll)	2
33	22-04153-01	Cable Assembly, Low Voltage, Long (Contactor Box - Interface Plate) - Includes:	1
34	22-50098-40C	Contact, Terminal, J2	23
35	22-01585-03	Connector Assembly, 6 Pin, Black, J6	1
36	22-02392-00	Connector, 2 Pin, Black, J7	1
37	22-01585-00SV	Connector Assembly, Male, 2 Pin, Black, J8	1
38	22-50315-00	Receptacle Assembly, Solder, 9 Pin, J9	1
39	22-50314-00	Wire Clamp Kit, Black, J9	2
40	22-02392-02	Connector, Female, 6 Pin, Black, J13	1
41	22-50142-00	Connector Assembly, Female, 4 Pin, Black, J14	1
42	22-01566-01	Terminal, Female (18-20 AWG), J6, J8 & J14	10
43	22-02393-01	Terminal, Male (18-20 AWG), J7 & J13	8
44	22-04089-00	LED Assembly, 24 VDC, Red Lens	1
45	22-01502-00	Terminal, Male (18-22 AWG), BL+	1
46	22-01258-01	Terminal, Female (18-22 AWG), BL-	1
47	22-50098-40	Connector, Plug, 23 Position, Black	1
48	22-04137-01	Cable Assembly, Ground, Long	1
49	34-01151-06	Washer, Flat, M6, SST	8
50	34-00946-06	Nut, Hex, M6 - 1.00, Zinc	8
51	42-00183-31	Trim, Flexible, Fine Pebble, Black (250 Feet Roll)	A/R
52	44-01043-07	Wire Tie, Black, (281.43 MM) 11.08 Inches Long	5
53	86-04700-00	Cover, Contactor Box	1
54	42-00672-01	Insulation, Contactor, Adhesive Backed	1

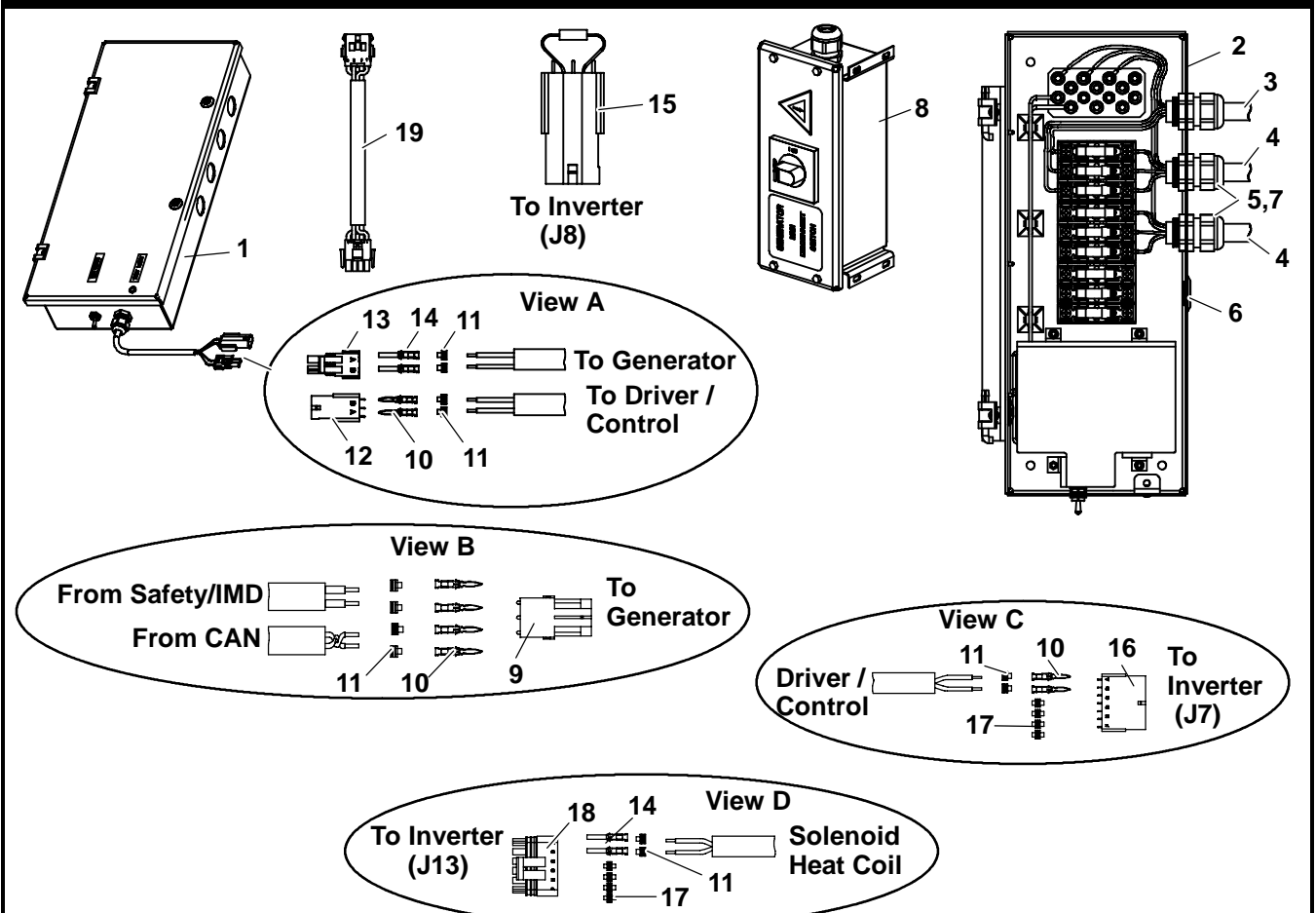
5 ELECTRIC INTERFACE KITS

5.1 1 Roof Module List



Item	Part Number	Description	Qty
1	91-00384-00	Control Box Assembly, Safety / Insulation Monitoring Device (IMD) - Includes:	1
2	91-00383-00	Control Box Assembly, Safety / IMD - (See Section 7.1)	1
3	22-04119-00	Cable Assembly, Power Box To Safety Box	1
4	22-04120-00	Cable Assembly, Safety Box to Inverter	2
5	22-02319-05	Connector, Straight, Liquid Tight, 3/4 Inch Hub	3
6	66U1-5562-7	Plug, Button (1.125 Dia Hole)	1
7	34-06136-01	Nut, Lock, Nylon, 3/4" NPT	3
8	91-00378-00	Power Box Assembly (Main Disconnect Switch) - (See Section NO TAG)	1
9	22-50241-00	Connector, Male 4 Pin, Black	1
10	22-02393-01	Terminal, Male (18-20 AWG)	8
11	22-50078-59D	Seal, Cable, Red	14
12	22-02392-00	Connector, 2 Pin, Black	1
13	22-01585-00SV	Connector Assembly, Male, 2 Pin, Black	2
14	22-01566-01	Terminal, Female (18-20 AWG)	6
15	22-04116-00	Resistor Assembly - (See Section 7.9)	1
16	22-02392-02	Connector, Female, 6 Pin	1
17	22-50078-55	Plug, Cavity	8
18	AC201-951	Connector, Female, 6 Pin, Black	1
19	22-04121-00	Cable Assembly, Power Extension - (See Section 7.10)	A/R
	22-04121-01		

5.2 2 Roof Modules List

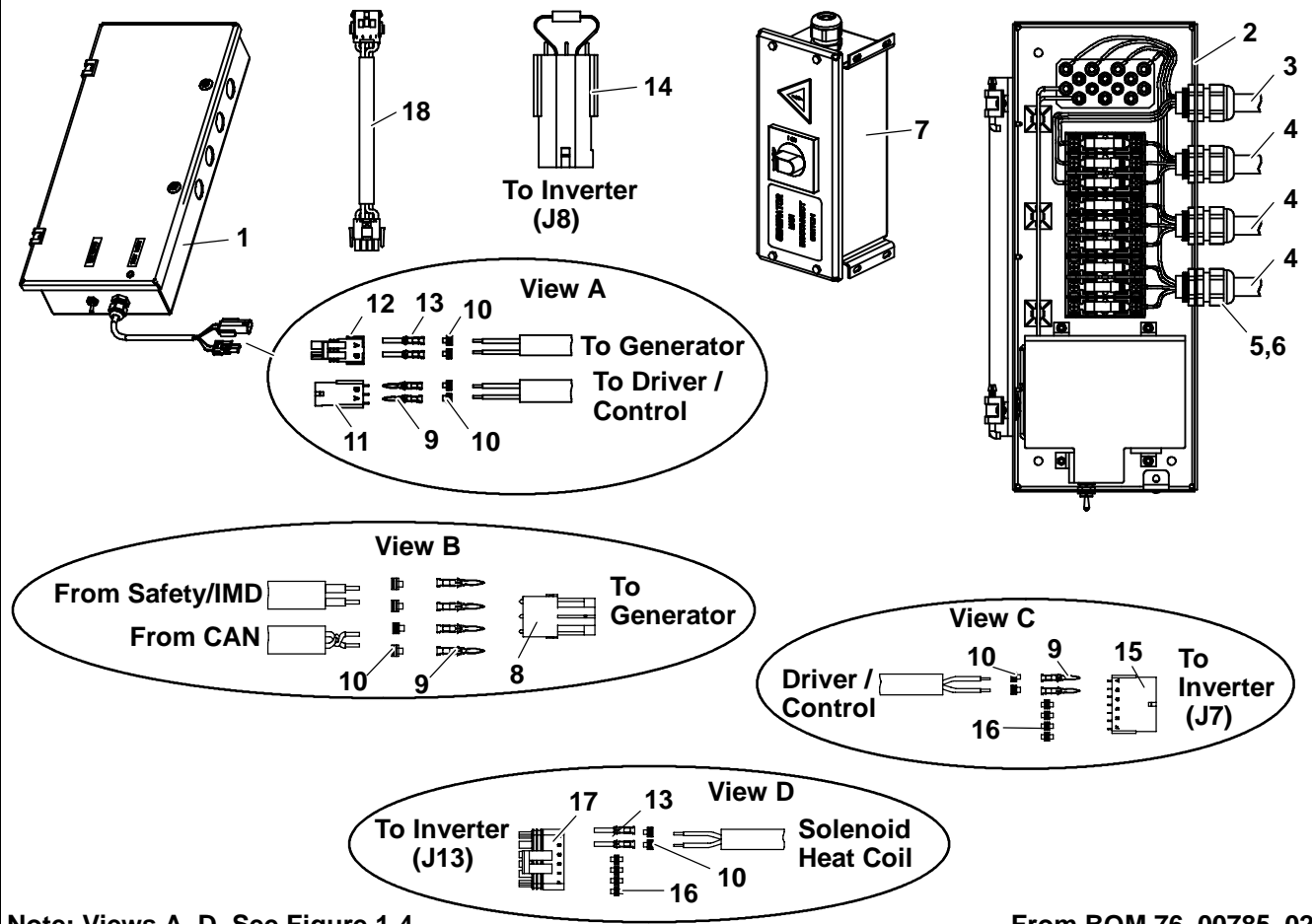


Note: Views A-D, See Figure 1-4

From BOM 76-00785-01

Item	Part Number	Description	Qty
1	91-00384-01	Control Box Assembly, Safety / Insulation Monitoring Device (IMD) - Includes:	1
2	91-00383-00	Control Box Assembly, Safety / IMD - (See Section 7.1)	1
3	22-04119-00	Cable Assembly, Power Box To Safety Box	1
4	22-04120-00	Cable Assembly, Safety Box to Inverter	2
5	22-02319-05	Connector, Straight, Liquid Tight, 3/4 Inch Hub	3
6	66U1-5562-7	Plug, Button (1.125 Dia Hole)	1
7	34-06136-01	Nut, Lock, Nylon, 3/4" NPT	3
8	91-00378-00	Power Box Assembly (Main Disconnect Switch) - (See Section NO TAG)	1
9	22-50241-00	Connector, Male 4 Pin, Black	1
10	22-02393-01	Terminal, Male (18-20 AWG)	12
11	22-50078-59D	Seal, Cable, Red	22
12	22-02392-00	Connector, 2 Pin, Black	2
13	22-01585-00SV	Connector Assembly, Male, 2 Pin, Black	3
14	22-01566-01	Terminal, Female (18-20 AWG)	10
15	22-04116-00	Resistor Assembly - Includes: (See Section 7.9)	1
16	22-02392-02	Connector, Female, 6 Pin	2
17	22-50078-55	Plug, Cavity	16
18	AC201-951	Connector, Female, 6 Pin, Black	2
19	22-04121-00 22-04121-01	Cable Assembly, Power Extension - (See Section 7.10)	A/R

5.3 3 Roof Modules List

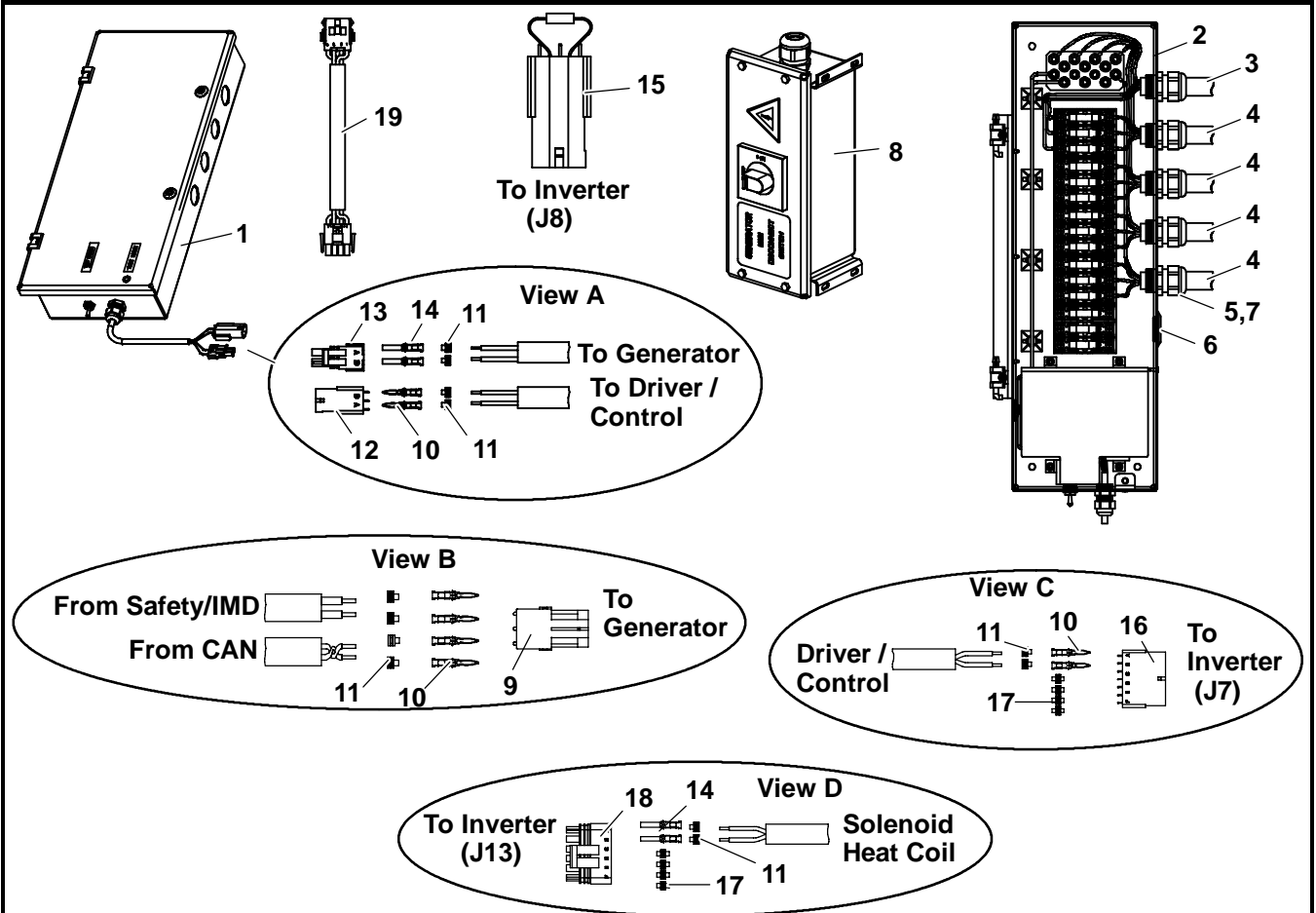


Note: Views A-D, See Figure 1-4

From BOM 76-00785-02

Item	Part Number	Description	Qty
1	91-00384-02	Control Box Assembly, Safety / Insulation Monitoring Device (IMD) - Includes:	1
2	91-00383-00	Control Box Assembly, Safety / IMD - (See Section 7.1)	1
3	22-04119-00	Cable Assembly, Power Box To Safety Box	1
4	22-04120-00	Cable Assembly, Safety Box to Inverter	3
5	22-02319-05	Connector, Straight, Liquid Tight, 3/4 Inch Hub	4
6	34-06136-01	Nut, Lock, Nylon, 3/4" NPT	4
7	91-00378-00	Power Box Assembly (Main Disconnect Switch) - (See Section NO TAG)	1
8	22-50241-00	Connector, Male 4 Pin, Black	1
9	22-02393-01	Terminal, Male (18-20 AWG)	16
10	22-50078-59D	Seal, Cable, Red	30
11	22-02392-00	Connector, 2 Pin, Black	3
12	22-01585-00SV	Connector Assembly, Male, 2 Pin, Black	4
13	22-01566-01	Terminal, Female (18-20 AWG)	14
14	22-04116-00	Resistor Assembly - Includes: (See Section 7.9)	1
15	22-02392-02	Connector, Female, 6 Pin	3
16	22-50078-55	Plug, Cavity	24
17	AC201-951	Connector, Female, 6 Pin, Black	3
18	22-04121-00 22-04121-01	Cable Assembly, Power Extension - (See Section 7.10)	A/R

5.4 4 Roof Modules List

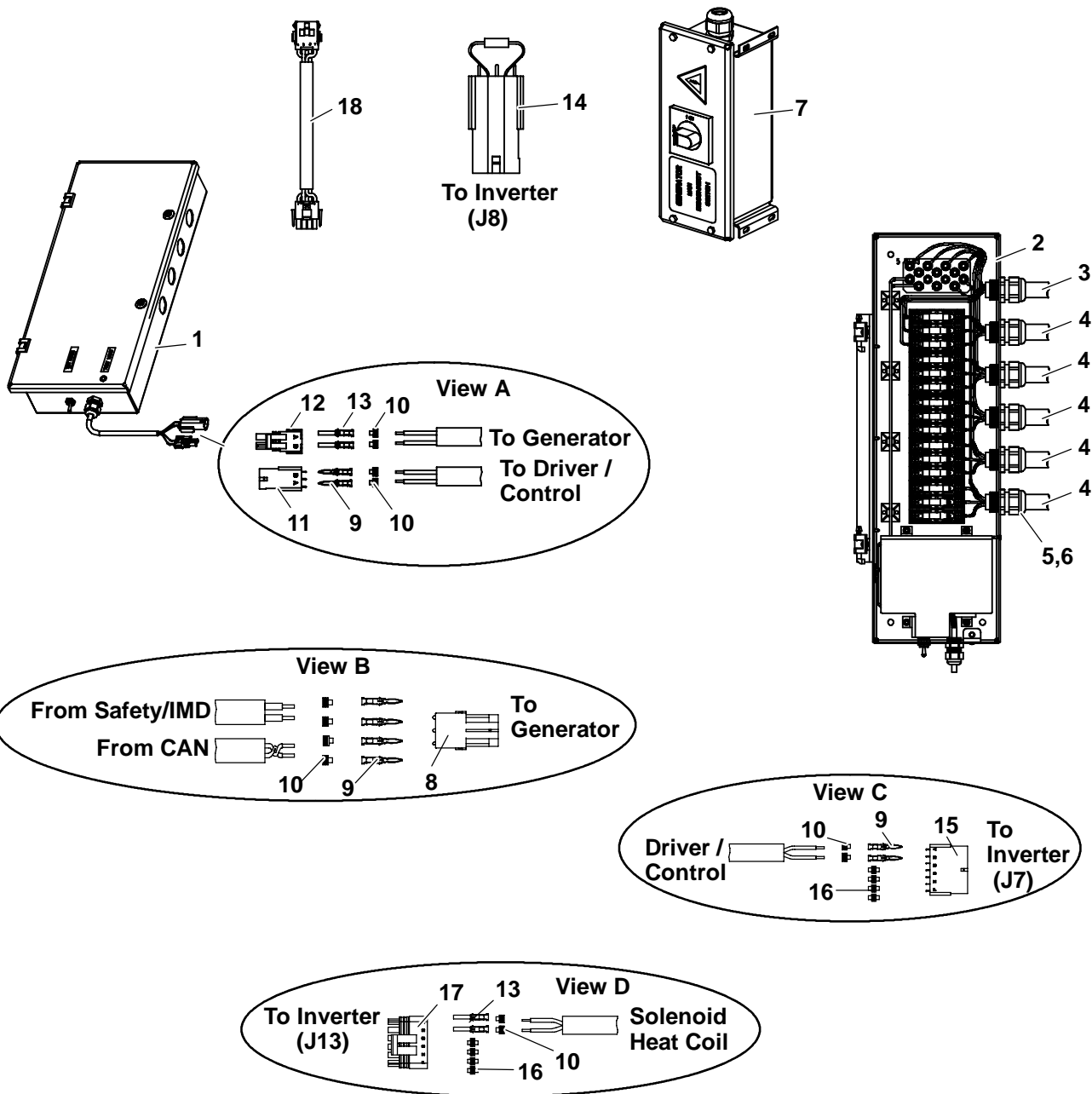


Note: Views A-D, See Figure 1-4

From BOM 76-00785-03

Item	Part Number	Description	Qty
1	91-00385-00	Control Box Assembly, Safety / Insulation Monitoring Device (IMD) - Includes:	1
2	91-00381-00	Control Box Assembly, Safety / IMD - (See Section 7.2)	1
3	22-04119-00	Cable Assembly, Power Box To Safety Box	1
4	22-04120-00	Cable Assembly, Safety Box to Inverter	4
5	22-02319-05	Connector, Straight, Liquid Tight, 3/4 Inch Hub	5
6	66U1-5562-7	Plug, Button (1.125 Dia Hole)	1
7	34-06136-01	Nut, Lock, Nylon, 3/4" NPT	4
8	91-00378-00	Power Box Assembly (Main Disconnect Switch) - (See Section NO TAG)	1
9	22-50241-00	Connector, Male 4 Pin, Black	1
10	22-02393-01	Terminal, Male (18-20 AWG)	20
11	22-50078-59D	Seal, Cable, Red	38
12	22-02392-00	Connector, 2 Pin, Black	4
13	22-01585-00SV	Connector Assembly, Male, 2 Pin, Black	5
14	22-01566-01	Terminal, Female (18-20 AWG)	18
15	22-04116-00	Resistor Assembly - Includes: (See Section 7.9)	1
16	22-02392-02	Connector, Female, 6 Pin	4
17	22-50078-55	Plug, Cavity	32
18	22-50099-00	Connector, Female, 6 Pin, Black	4
19	22-04121-00 22-04121-01	Cable Assembly, Power Extension - (See Section 7.10)	A/R

5.5 5 Roof Modules List



Note: Views A-D, See Figure 1-4

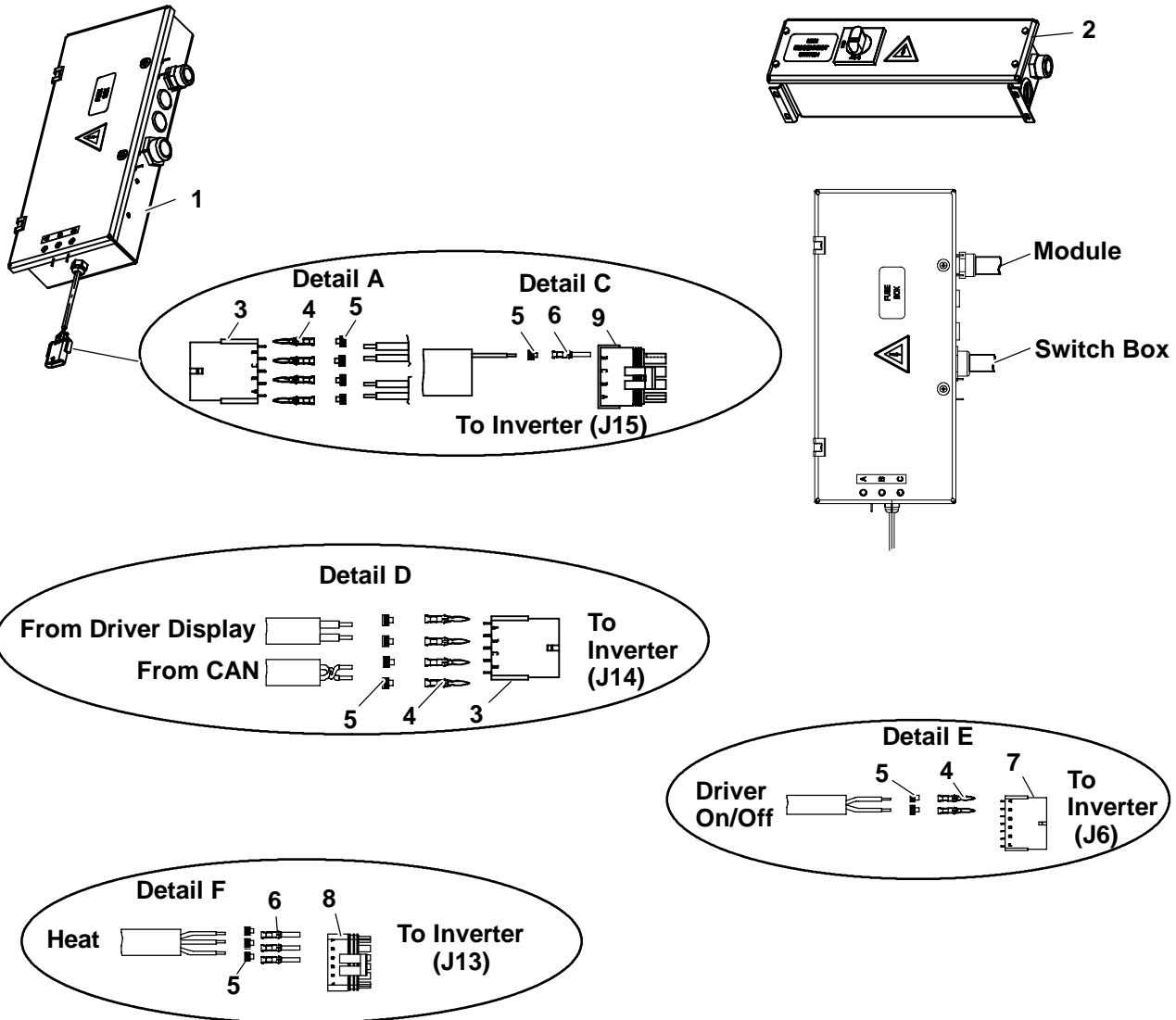
From BOM 76-00785-04

Item	Part Number	Description	Qty
1	91-00385-01	Control Box Assembly, Safety / Insulation Monitoring Device (IMD) - Includes:	1
2	91-00381-00	Control Box Assembly, Safety/IMD - (See Section 7.2)	1
3	22-04119-00	Cable Assembly, Power Box To Safety Box	1
4	22-04120-00	Cable Assembly, Safety Box to Inverter	5
5	22-02319-05	Connector, Straight, Liquid Tight, 3/4 Inch Hub	6
6	34-06136-01	Nut, Lock, Nylon, 3/4" NPT	6

5.5 5 Roof Modules List			
Item	Part Number	Description	Qty
7	91-00378-00	Power Box Assembly (Main Disconnect Switch) - (See Section NO TAG)	1
8	22-50241-00	Connector, Male 4 Pin, Black	1
9	22-02393-01	Terminal, Male (18-20 AWG)	24
10	22-50078-59D	Seal, Cable, Red	46
11	22-02392-00	Connector, 2 Pin, Black	5
12	22-01585-00SV	Connector Assembly, Male, 2 Pin, Black	6
13	22-01566-01	Terminal, Female (18-20 AWG)	22
14	22-04116-00	Resistor Assembly - Includes: (See Section 7.9)	1
15	22-02392-02	Connector, Female, 6 Pin	5
16	22-50078-55	Plug, Cavity	40
17	22-50099-00	Connector, Female, 6 Pin, Black	5
18	22-04121-00	Cable Assembly, Power Extension - (See Section 7.10)	A/R
	22-04121-01		

6 HYBRID INTERFACE KITS

6.1 Hybrid Modules - 1 Module List

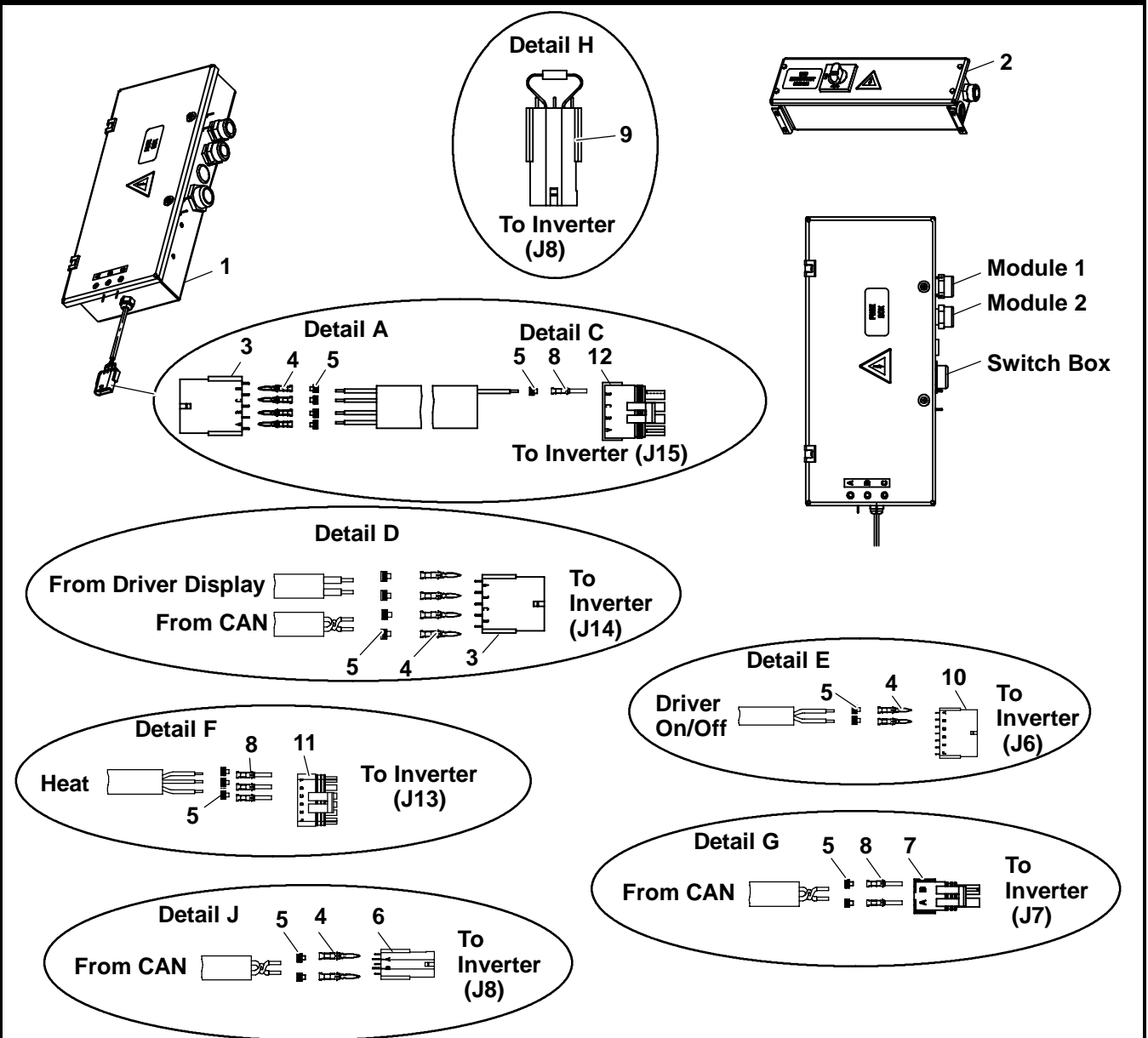


Note: Details A-F, See Figure 1-5

From BOM 76-00785-50

Item	Part Number	Description	Qty
1	91-00390-03	Control Box Assembly, Hybrid Fuse Box 1 (See Section 7.3)	1
2	91-00383-03	Switch Box Assembly, Main Disconnect (See Section 7.8)	1
3	22-50141-00	Connector, Female 4 Pin, Black	2
4	22-02393-01	Terminal, Male (18-20 AWG)	10
5	22-02394-00	Seal, Cable, Gray	14
6	22-01566-01	Terminal, Female (18-20 AWG)	4
7	22-02392-02	Connector, Female, 6 Pin, Black	1
8	22-01585-03	Connector, Male, 6 Pin, Black	1
9	22-50142-00	Connector, Male, 4 Pin, Black	1

6.2 Hybrid Modules - 2 Module List

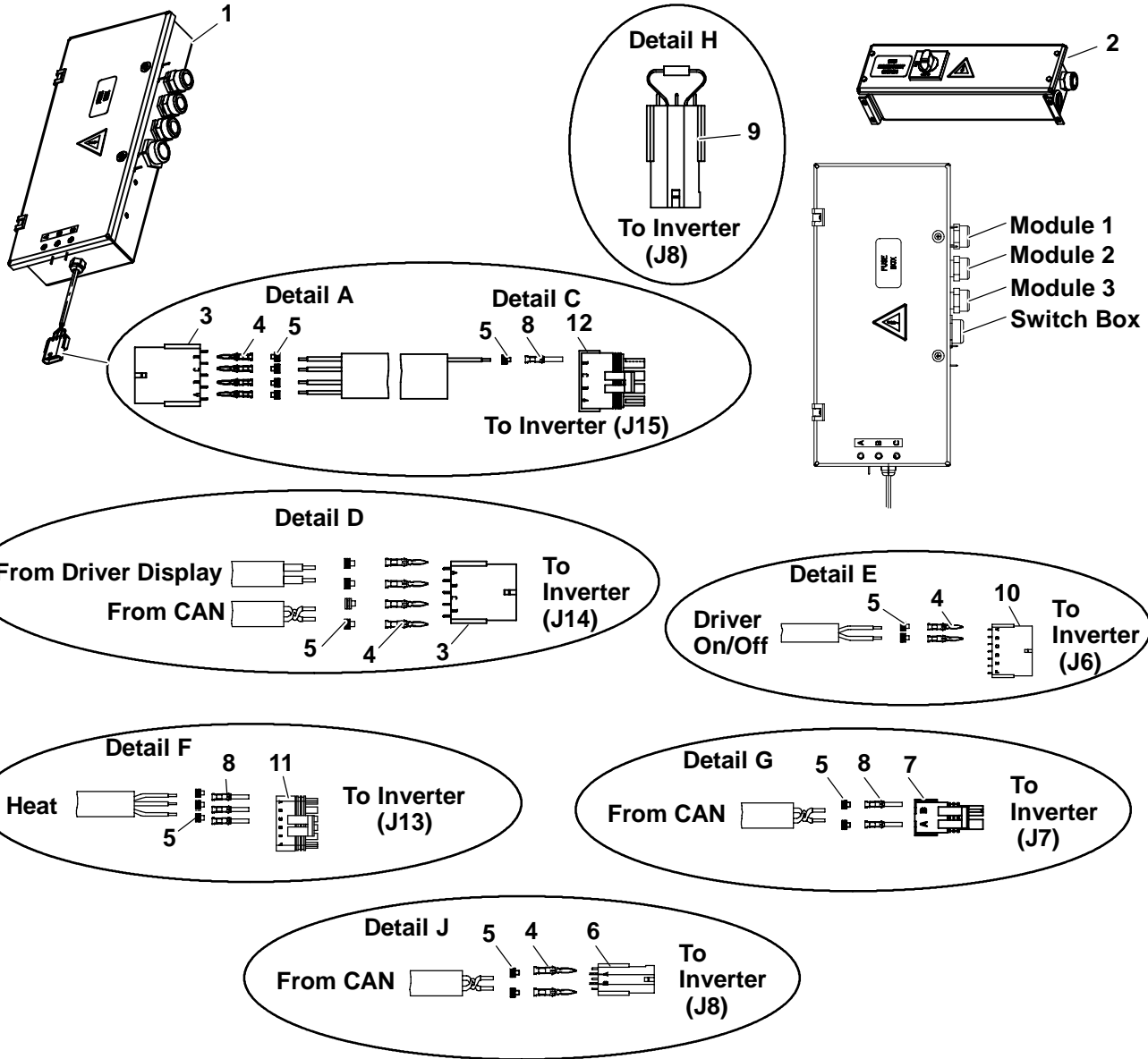


Note: Details A-J, See Figure 1-5

From BOM 76-00785-51

Item	Part Number	Description	Qty
1	91-00390-04	Control Box Assembly, Hybrid Fuse Box 2 (See Section 7.4)	1
2	91-00388-03	Switch Assembly Box, Main Disconnect (See Section 7.8)	1
3	22-50241-00	Connector, Female 4 Pin, Black	1
4	22-02393-01	Terminal, Male (18-20 AWG)	16
5	22-02394-00	Seal, Cable, Gray	30
6	22-02392-00	Connector, 2 Pin, Black	2
7	22-01585-00SV	Connector Assembly, Male, 2 Pin, Black	2
8	22-01566-01	Terminal, Female (18-20 AWG)	14
9	22-04116-00	Resistor Assembly (See Section 7.9)	1
10	22-02392-02	Connector, Female, 6 Pin, Black	2
11	22-01585-03	Connector, Female, 6 Pin, Black	2
12	22-50142-00	Connector, Male, 4 Pin, Black	2

6.3 Hybrid Modules - 3 Module List

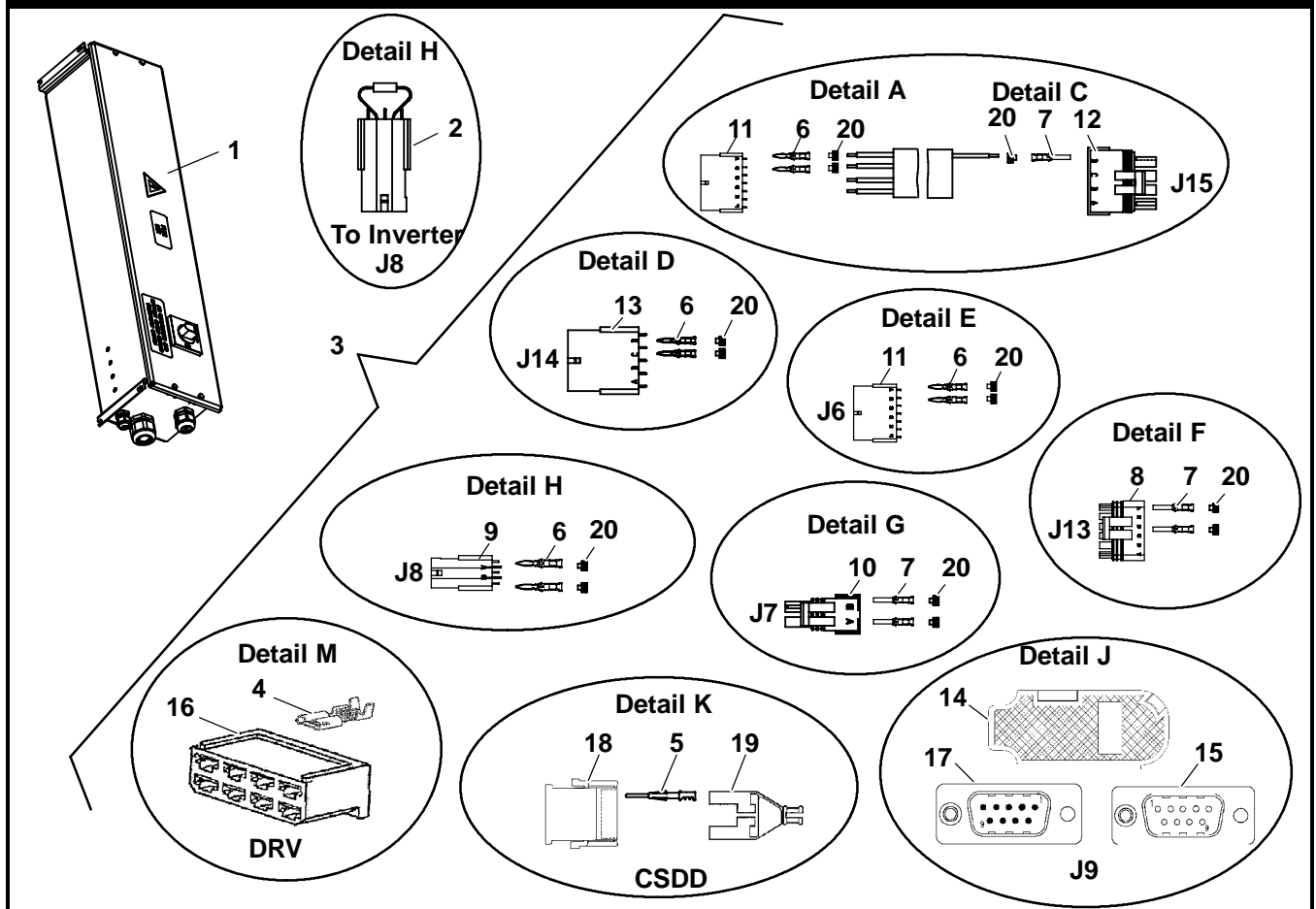


Note: Details A-J, See Figure 1-5

From BOM 76-00785-52

Item	Part Number	Description	Qty
1	91-00390-05	Control Box Assembly, Hybrid Fuse Box, Module 3 (See Section 7.5)	1
2	91-00388-03	Switch Box Assembly, Main Disconnect (See Section 7.8)	1
3	22-50141-00	Connector, Female 4 Pin, Black	2
4	22-02393-01	Terminal, Male (18-20 AWG)	20
5	22-02394-00	Seal, Cable, Gray	34
6	22-02392-00	Connector, 2 Pin, Black	1
7	22-01585-00SV	Connector Assembly, Male, 2 Pin, Black	3
8	22-01566-01	Terminal, Female (18-20 AWG)	18
9	22-04116-00	Resistor Assembly - Includes: (See Section 7.9)	2
10	22-02392-02	Connector, Female, 6 Pin	3
11	22-01585-03	Connector, Female, 6 Pin, Black	3
12	22-50142-00	Connector, Male, 4 Pin, Black	3

6.4 Hybrid/Water Cooler Modules - 6 Module List

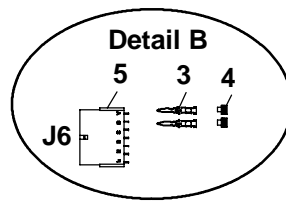
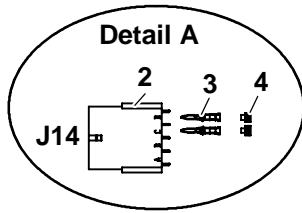
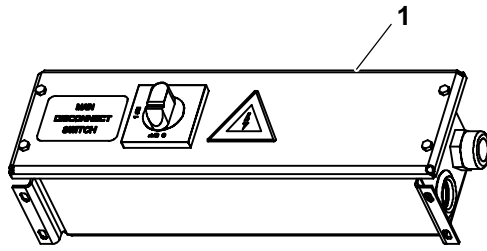


Note: Details A-J, See Figure 1-6

From BOM 76-00785-80

Item	Part Number	Description	Qty
1	91-00391-00	Control Box Assembly, Hybrid/Water Cooler Fuse Box, (See Section 7.6)	1
2	22-04116-00	Resistor Assembly - Includes: (See Section 7.9)	2
3	22-04149-00	Wire Harness, Low Voltage, Hybrid - Includes:	1
4	22-60254-33	Terminal, Male Tab (14 -18 AWG)	6
5	22-01768-01	Terminal, Contact (16 -20 AWG)	5
6	22-02393-01	Terminal, Male (18-20 AWG)	42
7	22-01566-01	Terminal, Female (18-20 AWG)	27
8	22-01585-03	Connector Assembly, 6 Pin, Black, J13	5
9	22-02392-00	Connector, 2 Pin, Black, J8	4
10	22-01585-00SV	Connector Assembly, Male, 2 Pin, Black, J7	6
11	22-02392-02	Connector, Female, 6 Pin, Black, J6, JF	7
12	22-50142-00	Connector Assembly, Male, 4 Pin, Black, J15	5
13	22-50141-00	Connector Assembly, Female, 4 Pin, Black, J14	2
14	22-50314-00	Wire Clamp Kit, Black, J9, DIAG	2
15	22-50344-00	Plug Assembly, Solder, 9 Pin, J9	1
16	22-50365-00	Connector, 6 Pin, Natural, DRV	1
17	22-50315-00	Receptacle Assembly, Solder, 9 Pin, DIAG	1
18	22-50362-00	Connector, Plug, 12 Pin, Black, CSDD	1
19	22-50363-00	Strain Relief, Connector, Plug, CSDD	1
20	22-02394-02	Seal, Cable, Green	69

6.5 Hybrid Modules - Water Cooler Control Box



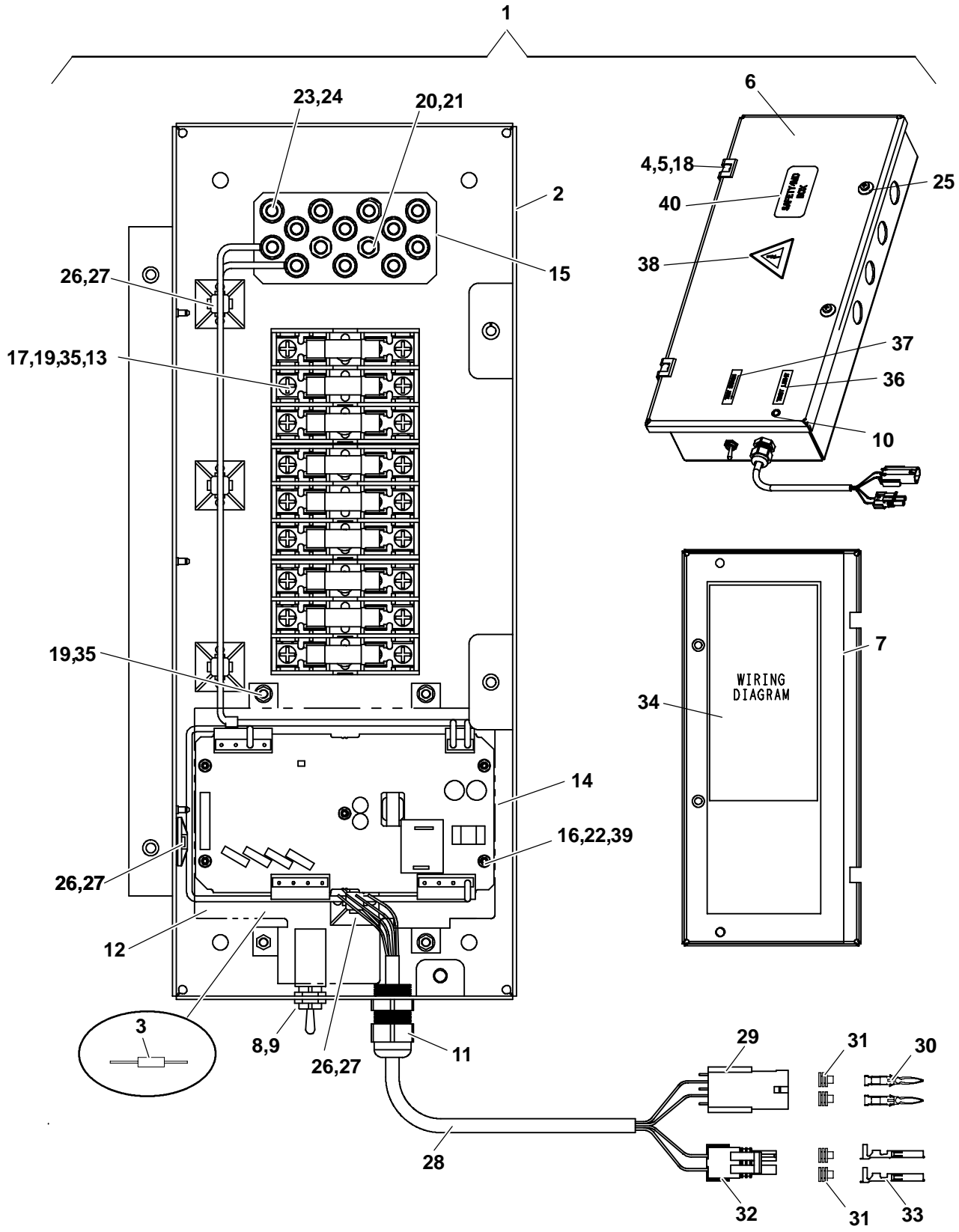
From BOM 76-00785-81

6.5 Hybrid Modules - Water Cooler Control Box

Item	Part Number	Description	Qty
1	91-00388-04	Switch Box Assembly, Main Disconnect, Water Cooler (See Section 7.8)	1
2	22-50141-00	Connector, Female, 4 Pin, Black, J14	1
3	22-02393-01	Terminal, Male (18-20 AWG)	4
4	22-02394-00	Seal, Cable, Gray	4
5	22-02392-02	Connector, Female, 6 Pin, Black, J6	1

7 ELECTRIC COMPONENT ASSEMBLIES

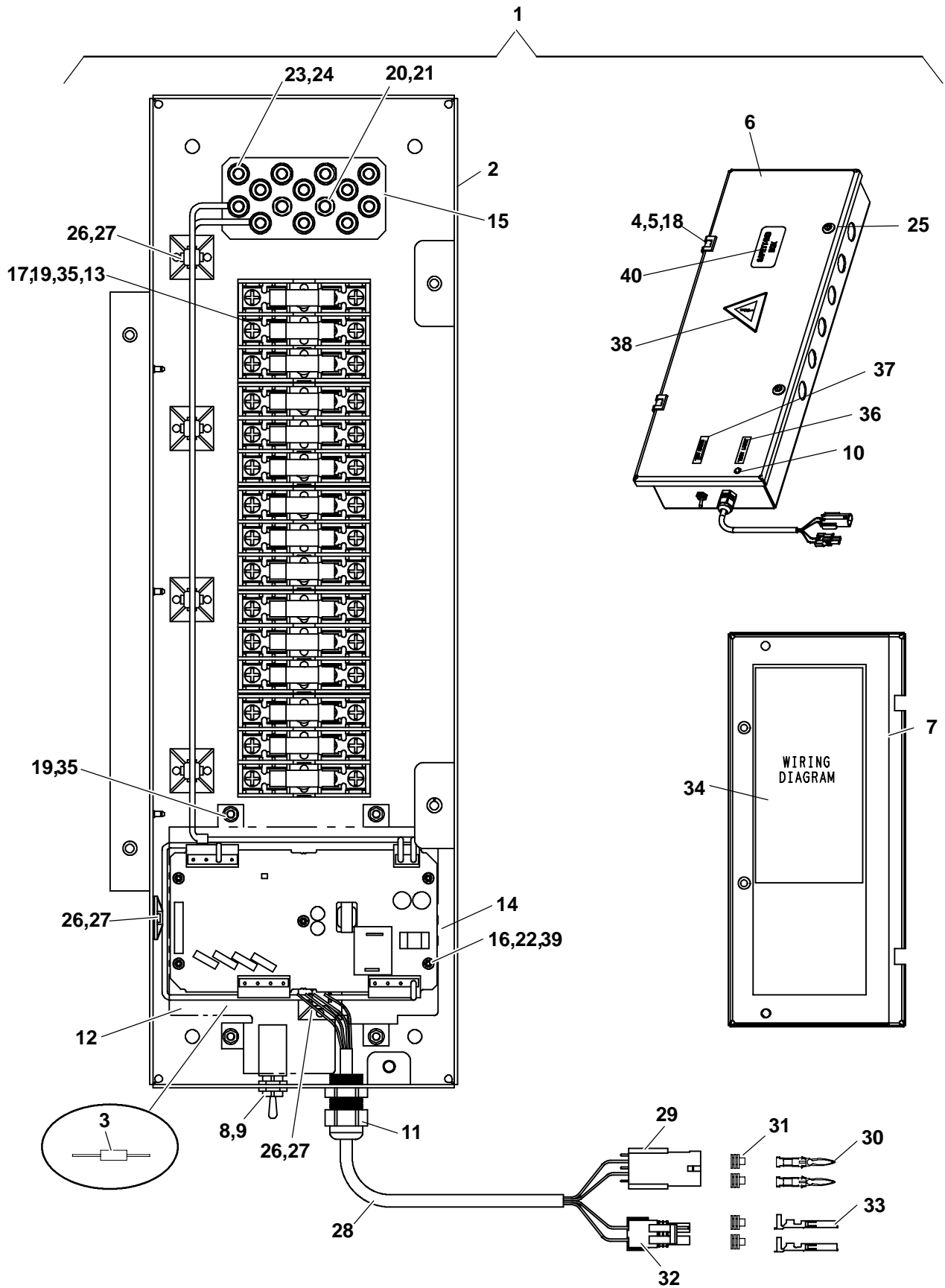
7.1 91-00383-00 Control Box Assembly



From BOM 76-00785-00

7.1 91-00383-00 Control Box Assembly			
Item	Part Number	Description	Qty
1	91-00383-00	Control Box Assembly, Safety/IMD - Includes:	1
2	86-04657-00	Control Box Weld Assembly, Safety / IMD	1
3	22-04108-00	Resistor, 27K OHM, 0.5 Watt	1
4	44-00356-00	Hinge, Control Box, Two Piece Plastic - Includes:	2
5	44-00356-10	Pin, Hinge	1
6	68-15352-00	Cover, Control Box	1
7	42-00689-00	Gasket, Control Box	1
8	10-01129-01	Switch, Toggle, 1 Pole - Includes:	1
9	10-01129-20	Nut, Face, Toggle Switch, 15/32-32 UN-2B	2
10	22-04089-00	LED Assembly, 24VDC, Red Lens	1
11	22-02319-00	Connector, Straight, Liquid Tight, M18.6 x 1.41 Gray	1
12	58-04750-00	Cover, PC Board	1
13	22-04044-02	Block, Fuse, 3 Pole	3
14	12-00617-00	Circuit Board, Safety / IMD	1
15	69NT41-982-3	Strap Assembly, Ground, All Populated	1
16	34-06199-02	Standoff, M3, External & Internal Threads	5
17	22-01196-13	Fuse, 15AMP	9
18	34-60092-20	Screw, Oval Slotted, M5 x 0.8 x 20MM Long, SST	2
19	34-00944-04	Washer, Flat, M4, Zinc	12
20	34-01184-06	Nut, Nylock, M6 x 1.00, SST	2
21	34-00945-06	Washer, Lock, M6, SST	2
22	34-00946-52	Nut, Hex, M3 x 0.50, SST	5
23	34-01227-06	Nut, Lock, 1/4-20, SST	12
24	34-00663-11	Washer, Lock, 1/4, SST	12
25	34-06299-20	Screw, Captive Washer, Phillips, M5 x 0.80 x 20MM Long, SST	2
26	58-01370-00	Base, Ty-Rap, Low Profile, 4 Way	6
27	66U1-3882-5	Wire Tie, Self-Locking, 142.24MM(5.60)	11
28	22-04104-00	Cable Assembly, Safety / IMD - Includes:	1
29	22-02392-00	Connector, 2 Pin, Black	1
30	22-02393-00	Terminal, Male (14-16 AWG)	2
31	22-02394-01	Seal, Cable, Blue	4
32	22-01585-00SV	Connector Assembly, Male, 2 Pin, Black	1
33	22-01566-00	Terminal, Female (14-16 AWG)	2
34	62-11130-00	Label, Wiring Diagram, Safety / IMD (3 Fuse)	1
35	34-01184-04	Nut, Nylock, M4 x 0.70, SST	10
36	62-11133-00	Label, Test Light	1
37	62-11133-01	Label, Test Switch	1
38	62-02138-00	Decal, Warning, High Voltage	1
39	34-00664-06	Washer, Lock, #5 Internal Tooth, SST	5
40	62-11298-00	Label, Safety / IMD Box	1

7.2 91-00381-00 Control Box Assembly

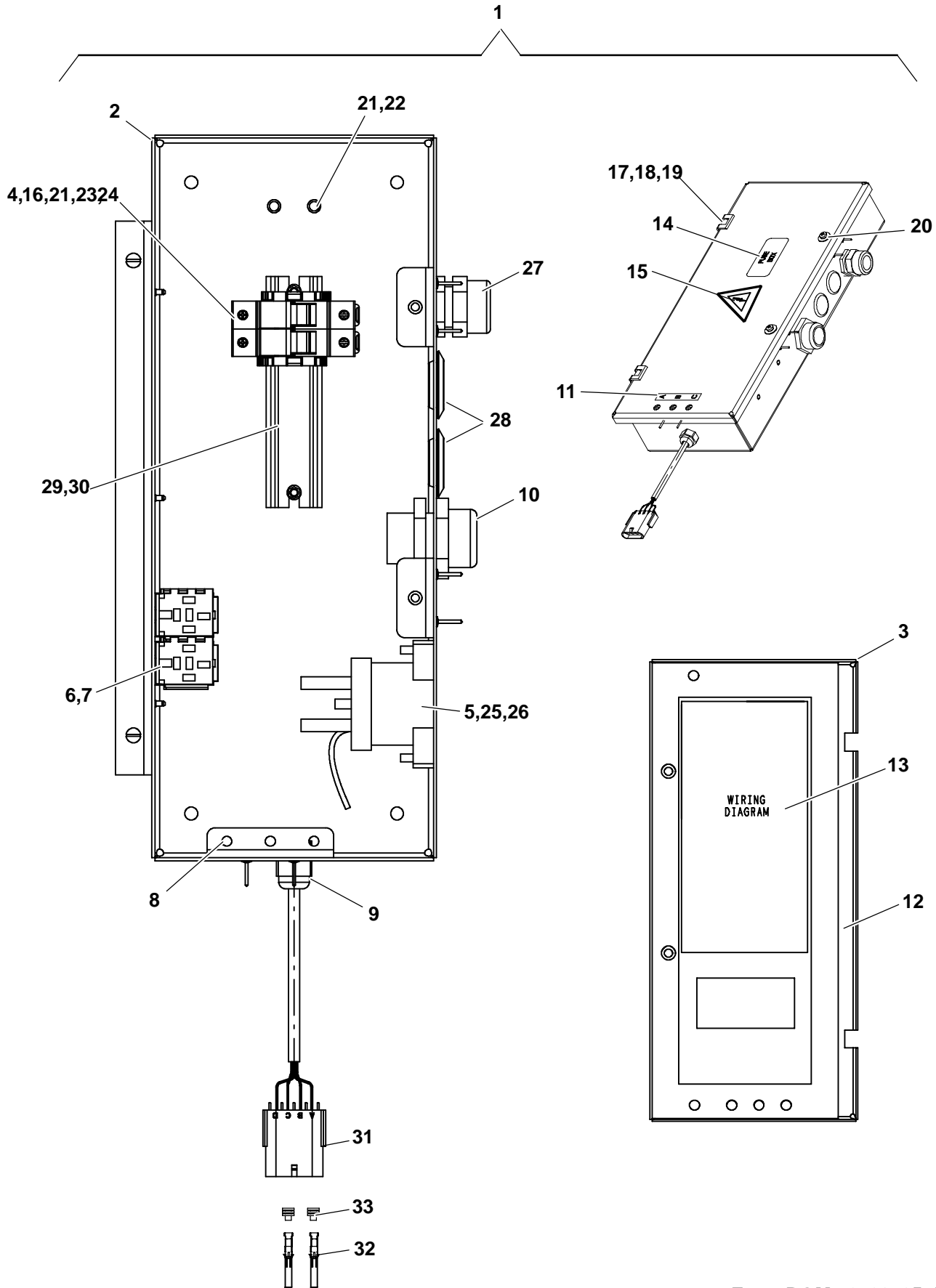


From BOM 76-00785-03

7.2 91-00381-00 Control Box Assembly

Item	Part Number	Description	Qty
1	91-00381-00	Control Box Assembly, Safety/IMD - Includes:	1
2	86-04653-00	Control Box Weld Assembly, Safety / IMD	1
3	22-04108-00	Resistor, 27K OHM, 0.5 Watt	1
4	44-00356-00	Hinge, Control Box, Two Piece Plastic - Includes:	2
5	44-00356-10	Pin, Hinge	1
6	68-15316-00	Cover, Control Box	1
7	42-00685-00	Gasket, Control Box	1
8	10-01129-01	Switch, Toggle, 1 Pole - Includes:	1
9	10-01129-20	Nut, Face, Toggle Switch, 15/32-32 UN-2B	2
10	22-04089-00	LED Assembly, 24VDC, Red Lens	1
11	22-02319-00	Connector, Straight, Liquid Tight, M18.6 x 1.41 Gray	1
12	58-04750-00	Cover, PC Board	1
13	22-04044-02	Block, Fuse, 3 Pole	5
14	12-00617-00	Circuit Board, Safety / IMD	1
15	69NT41-982-3	Strap Assembly, Ground, All Populated	1
16	34-06199-02	Standoff, M3, External & Internal Threads	5
17	22-01196-13	Fuse, 15AMP	15
18	34-60092-20	Screw, Oval Slotted, M5 x 0.8 x 20MM Long, SST	2
19	34-00944-04	Washer, Flat, M4, Zinc	16
20	34-01184-06	Nut, Nylock, M6 x 1.00, SST	2
21	34-00945-06	Washer, Lock, M6, SST	2
22	34-00946-52	Nut, Hex, M3 x 0.50, SST	5
23	34-01227-06	Nut, Lock, 1/4-20, SST	12
24	34-00663-11	Washer, Lock, 1/4, SST	12
25	34-06299-20	Screw, Captive Washer, Phillips, M5 x 0.80 x 20MM Long, SST	2
26	58-01370-00	Base, Ty-Rap, Low Profile, 4 Way	6
27	66U1-3882-5	Wire Tie, Self-Locking, 142.24MM(5.60)	11
28	22-04104-00	Cable Assembly, Safety / IMD - Includes:	1
29	22-02392-00	Connector, 2 Pin, Black	1
30	22-02393-00	Terminal, Male (14-16 AWG)	2
31	22-02394-01	Seal, Cable, Blue	4
32	22-01585-00SV	Connector Assembly, Male, 2 Pin, Black	1
33	22-01566-00	Terminal, Female (14-16 AWG)	2
34	62-11135-00	Label, Wiring Diagram, Safety / IMD (5 Fuse)	1
35	34-01184-04	Nut, Nylock, M4 x 0.70, SST	14
36	62-11133-00	Label, Test Light	1
37	62-11133-01	Label, Test Switch	1
38	62-02138-00	Decal, Warning, High Voltage	1
39	34-00664-06	Washer, Lock, #5 Internal Tooth, SST	5
40	62-11298-00	Label, Safety / IMD Box	1

7.3 91-00390-03 Fuse Box 1 Assembly (Hybrid)

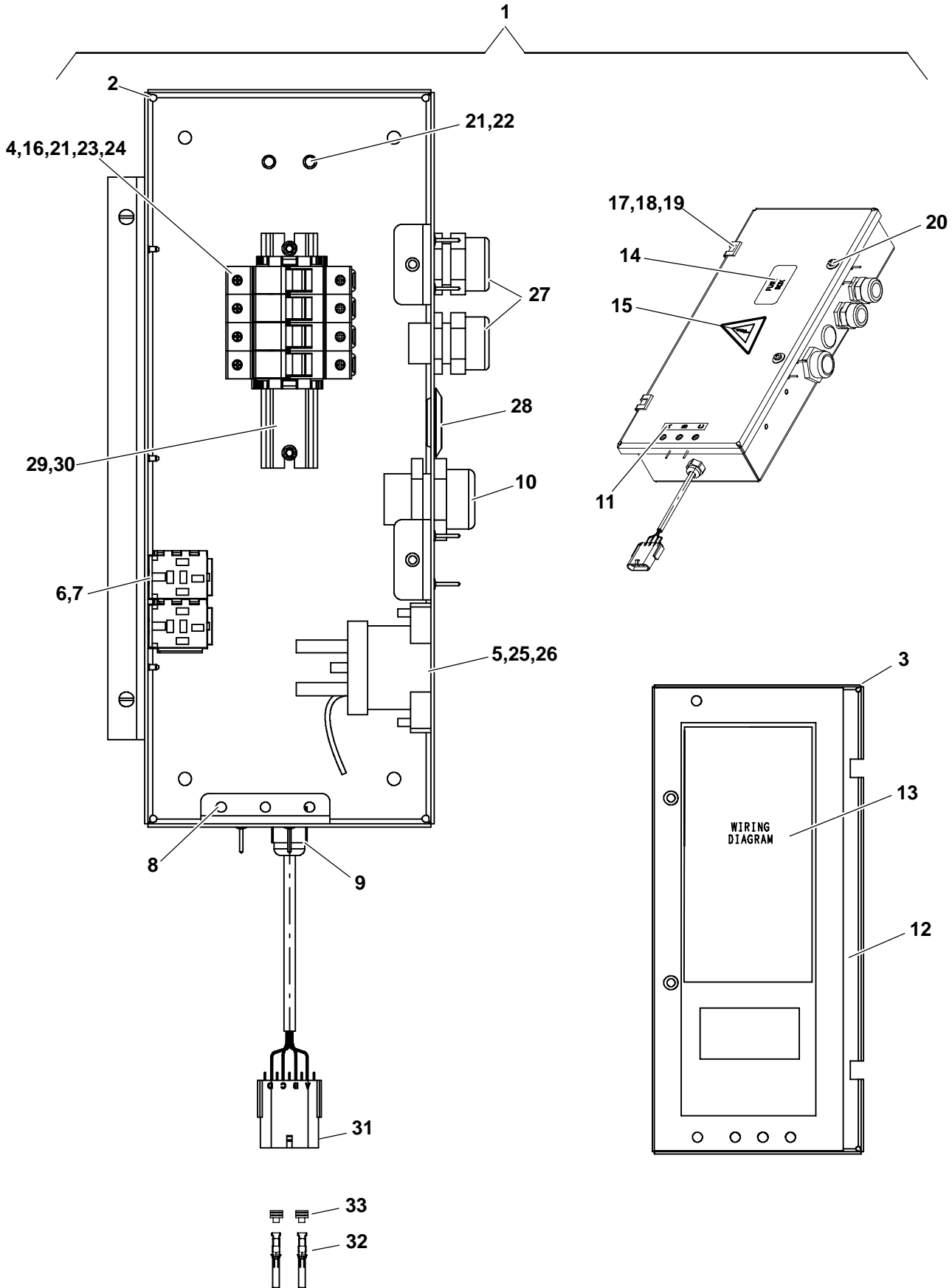


From BOM 76-00785-50

7.3 91-00390-03 Fuse Box 1 Assembly (Hybrid)

Item	Part Number	Description	Qty
1	91-00390-03	Control Box Assembly, Hybrid Fuse Box, Module 1 - Includes:	1
2	86-04713-00	Fuse Box Weld Assembly (Hybrid)	1
3	68-15501-00	Cover, Control Box	1
4	22-60540-40	Holder, Fuse, 2 Pole	3
5	10-00468-00	Contactora, 12-900 VDC	1
6	22-50099-13	Base, Connector Relay	2
7	10-00286-13	Relay, SPDT, 24VDC, 30 Amp	2
8	22-04089-00	LED Assembly, 24VDC, Red Lens	3
9	22-02319-00	Connector, Straight, Liquid Tight, M18.6 x 1.41 Gray	1
10	22-01173-20	Connector, Straight, Liquid Tight, RLTCG M32 Hub	1
11	62-11267-00	Label, A B C	1
12	42-00689-00	Gasket, Control Box, Adhesive Backed	1
13	62-11285-00	Label, Wiring Diagram, Fuse Box	1
14	62-11268-00	Label, FUSE BOX	1
15	62-02138-00	Decal, Warning, High Voltage	1
16	22-01196-32	Fuse, 20 AMP	2
17	44-00356-00	Hinge, Control Box, Two Piece Plastic - Includes:	2
18	44-00356-10	Pin, Hinge	1
19	34-60092-20	Screw, Oval Slotted, M5 x 0.8 x 20MM Long, SST	2
20	34-06299-20	Screw, Captive Washer, Phillips, M5 x 0.80 x 20MM Long, SST	2
21	34-01184-06	Nut, Nylock, M6 x 1.00, SST	2
22	34-00372-122	Washer, Lock, External Tooth, M6	2
23	34-00944-04	Washer, Flat, M4, Zinc	2
24	34-01184-04	Nut, Nylock, M4 x 0.70, SST	2
25	34-00944-05	Washer, Flat, M5, Zinc	2
26	34-01184-05	Nut, Nylock, M5 x 0.80, SST	4
27	22-01173-02	Connector, Straight, Liquid Tight, 3/4 Inch Hub	1
28	66U1-5562-7	Plug, Button, Black	2
29	22-04158-00	Stop, Din Rail	1
30	68-15626-00	Rail, Din, 3.50 Inches Long	2
31	22-50141-00	Connector, 4 Pin, Black	1
32	22-01566-01	Terminal, Female (18-20 AWG)	4
33	22-02394-00	Seal, Cable, Gray	4

7.4 91-00390-04 Fuse Box 2 Assembly (Hybrid)

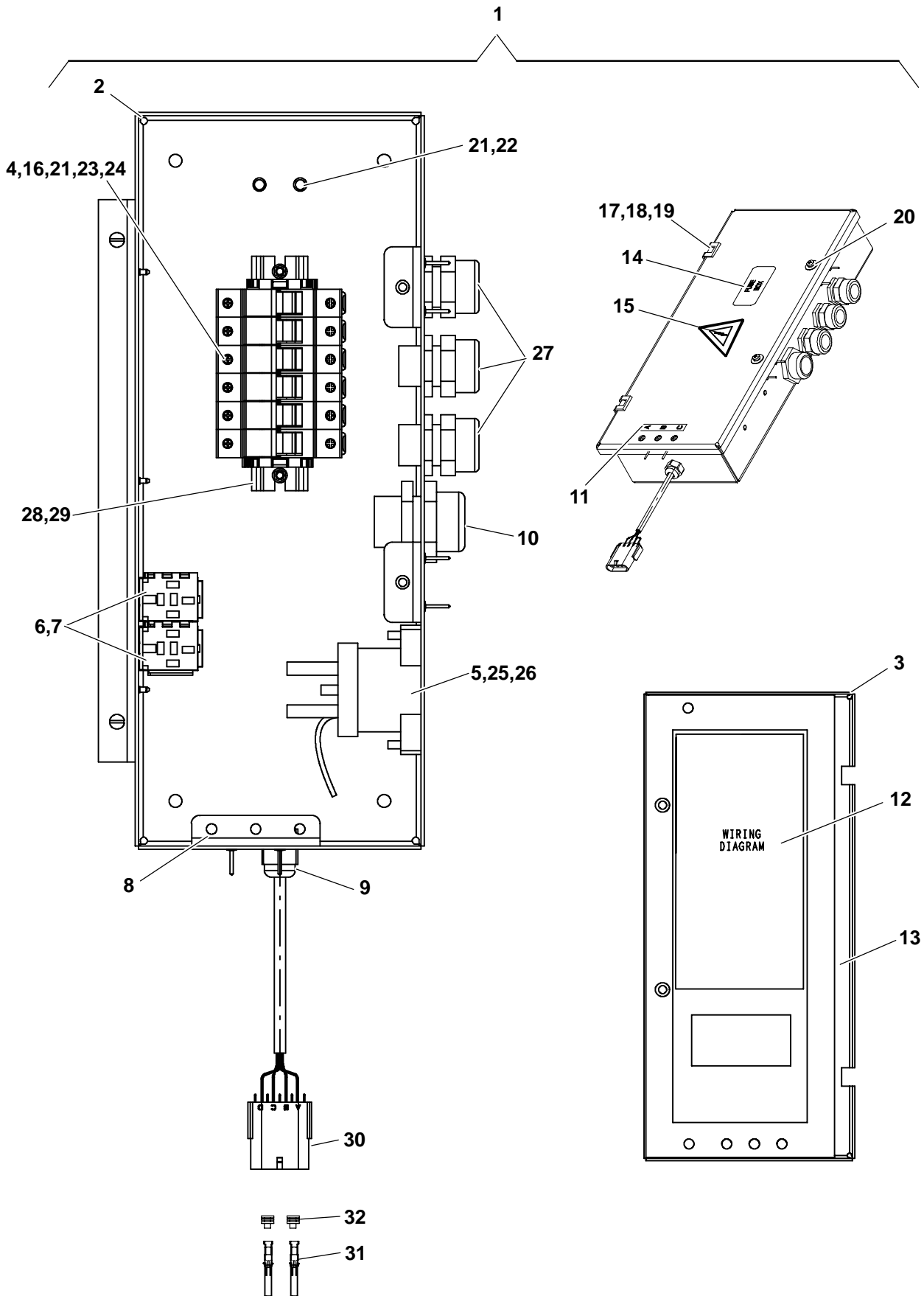


From BOM 76-00785-51

7.4 91-00390-04 Control Box 2 Assembly (Hybrid)

Item	Part Number	Description	Qty
1	91-00390-04	Control Box Assembly, Hybrid Fuse Box, Module 2 - Includes:	1
2	86-04713-00	Fuse Box Weld Assembly (Hybrid)	1
3	68-15501-00	Cover, Control Box	1
4	22-60540-40	Holder, Fuse, 2 Pole	2
5	10-00468-00	Contactora, 12-900 VDC	1
6	22-50099-13	Base, Connector Relay	2
7	10-00286-13	Relay, SPDT, 24VDC, 30 Amp	2
8	22-04089-00	LED Assembly, 24VDC, Red Lens	3
9	22-02319-00	Connector, Straight, Liquid Tight, M18.6 x 1.41 Gray	1
10	22-01173-20	Connector, Straight, Liquid Tight, RLTCG M32 Hub	1
11	62-11267-00	Label, A B C	1
12	42-00689-00	Gasket, Control Box, Adhesive Backed	1
13	62-11285-00	Label, Wiring Diagram, Fuse Box	1
14	62-11268-00	Label, FUSE BOX	1
15	62-02138-00	Decal, Warning, High Voltage	1
16	22-01196-32	Fuse, 20 AMP	4
17	44-00356-00	Hinge, Control Box, Two Piece Plastic - Includes:	2
18	44-00356-10	Pin, Hinge	1
19	34-60092-20	Screw, Oval Slotted, M5 x 0.8 x 20MM Long, SST	2
20	34-06299-20	Screw, Captive Washer, Phillips, M5 x 0.80 x 20MM Long, SST	2
21	34-01184-06	Nut, Nylock, M6 x 1.00, SST	2
22	34-00372-122	Washer, Lock, External Tooth, M6	2
23	34-00944-04	Washer, Flat, M4, Zinc	2
24	34-01184-04	Nut, Nylock, M4 x 0.70, SST	2
25	34-00944-05	Washer, Flat, M5, Zinc	2
26	34-01184-05	Nut, Nylock, M5 x 0.80, SST	4
27	22-01173-02	Connector, Straight, Liquid Tight, 3/4 Inch Hub	2
28	66U1-5562-7	Plug, Button, Black	1
29	22-04158-00	Stop, Din Rail	1
30	68-15626-00	Rail, Din, 3.50 Inches Long	1
31	22-50141-00	Connector, 4 Pin, Black	1
32	22-01566-01	Terminal, Female (18-20 AWG)	4
33	22-02394-00	Seal, Cable, Gray	4

7.5 91-00390-05 Fuse Box 3 Assembly (Hybrid)

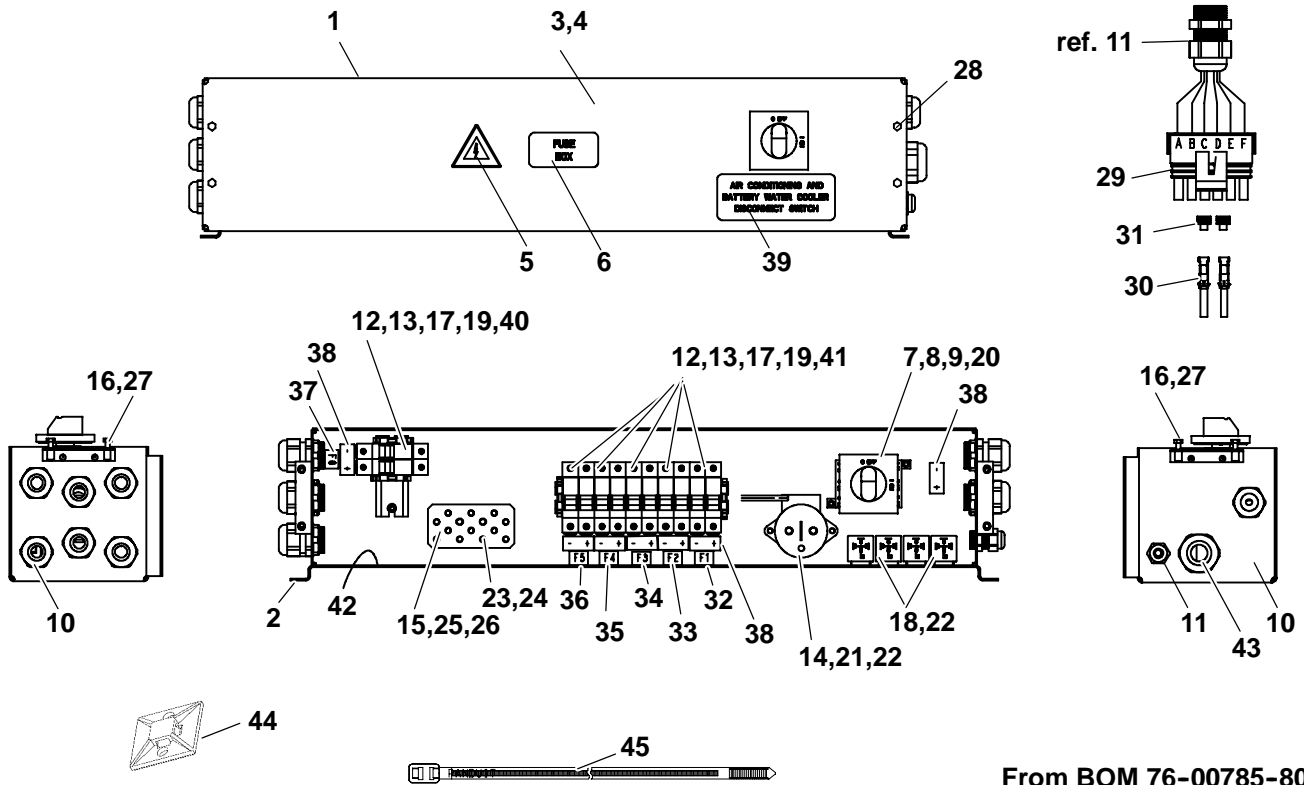


From BOM 76-00785-52

7.5 91-00390-05 Fuse Box 3 Assembly (Hybrid)

Item	Part Number	Description	Qty
1	91-00390-05	Control Box Assembly, Hybrid Fuse Box, Module 3 - Includes:	1
2	86-04713-00	Fuse Box Weld Assembly (Hybrid)	1
3	68-15501-00	Cover, Control Box	1
4	22-60540-40	Holder, Fuse, 2 Pole	3
5	10-00468-00	Contactora, 12-900 VDC	1
6	22-50099-13	Base, Connector Relay	2
7	10-00286-13	Relay, SPDT, 24VDC, 30 Amp	2
8	22-04089-00	LED Assembly, 24VDC, Red Lens	3
9	22-02319-00	Connector, Straight, Liquid Tight, M18.6 x 1.41 Gray	1
10	22-01173-20	Connector, Straight, Liquid Tight, RLTCG M32 Hub	1
11	62-11267-00	Label, A B C	1
12	42-00689-00	Gasket, Control Box, Adhesive Backed	1
13	62-11285-00	Label, Wiring Diagram, Fuse Box	1
14	62-11268-00	Label, FUSE BOX	1
15	62-02138-00	Decal, Warning, High Voltage	1
16	22-01196-32	Fuse, 20 AMP	6
17	44-00356-00	Hinge, Control Box, Two Piece Plastic - Includes:	2
18	44-00356-10	Pin, Hinge	1
19	34-60092-20	Screw, Oval Slotted, M5 x 0.8 x 20MM Long, SST	2
20	34-06299-20	Screw, Captive Washer, Phillips, M5 x 0.80 x 20MM Long, SST	2
21	34-01184-06	Nut, Nylock, M6 x 1.00, SST	2
22	34-00372-122	Washer, Lock, External Tooth, M6	2
23	34-00944-04	Washer, Flat, M4, Zinc	2
24	34-01184-04	Nut, Nylock, M4 x 0.70, SST	2
25	34-00944-05	Washer, Flat, M5, Zinc	2
26	34-01184-05	Nut, Nylock, M5 x 0.80, SST	4
27	22-01173-02	Connector, Straight, Liquid Tight, 3/4 Inch Hub	3
28	22-04158-00	Stop, Din Rail	1
29	68-15626-00	Rail, Din, 3.50 Inches Long	1
30	22-50141-00	Connector, 4 Pin, Black	1
31	22-01566-01	Terminal, Female (18-20 AWG)	4
32	22-02394-00	Seal, Cable, Gray	4

7.6 Control Box Assembly (Hybrid / Water Cooler)

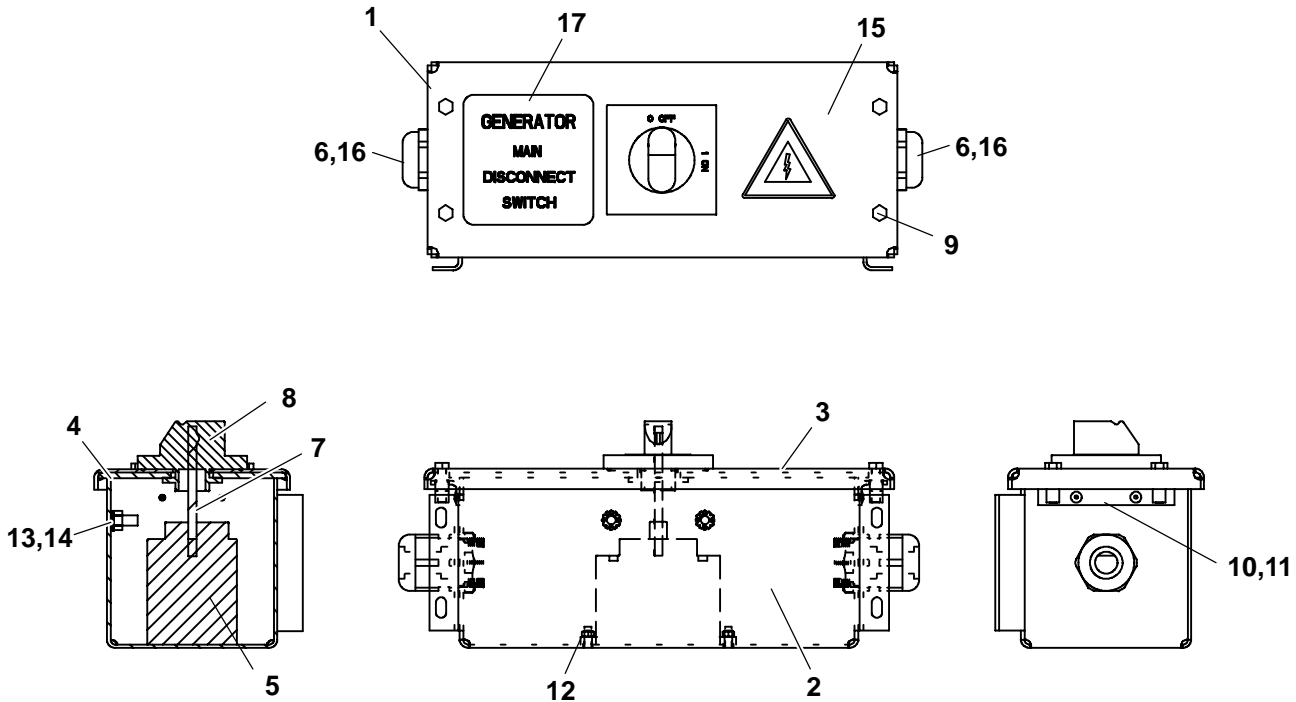


From BOM 76-00785-80

Item	Part Number	Description	Qty
1	91-00391-00	Control Box Assembly, Fuse Box, Hybrid/Water Cooler - Includes:	1
2	86-04696-00	Fuse Box, Painted	1
3	68-15568-00	Cover, Fuse Box, Painted	1
4	42-00701-00	Gasket, Fuse Box, Adhesive Backed	1
5	62-02138-00	Decal, Warning, High Voltage	1
6	62-11268-00	Label, FUSE BOX	1
7	22-04101-00	Handle, Switch, On - Off	1
8	22-04148-00	Shaft, Switch, On - Off	1
9	10-00466-00	Switch, Disconnect	1
10	22-02319-09	Connector, Straight, Liquid Tight, 3/4 Inch Hub	9
11	22-02319-00	Connector, Straight, Liquid Tight, M18.6 x 1.41 Hub	1
12	22-60540-40	Holder, Fuse, 2 Pole	6
13	22-04158-00	Stop, Din Rail	4
14	10-00468-00	Contactora, 12-900 VDC	1
15	69NT41-982-3	Strap Assembly, Ground, All Populated	1
16	68-15299-00	Bracket Assembly, Mounting, Fuse Box, Painted	2
17	22-01196-32	Fuse, 20 AMP	12
18	10-00286-08	Relay, SPDT, 24VDC, 10 Amp	4
19	34-00944-04	Washer, Flat, M4, Zinc	4
20	34-01184-04	Nut, Nylock, M4 x 0.70, SST	6
21	34-00944-05	Washer, Flat, M5, Zinc	2
22	34-01184-05	Nut, Nylock, M5 x 0.80, SST	6
23	34-00363-11	Washer, Lock, 1/4, SST	12
24	34-01227-06	Nut, Lock, 1/4-20, SST	12
25	34-00945-06	Washer, Lock, M6, SST	2

7.6 Control Box Assembly (Hybrid / Water Cooler) (Continued)			
Item	Part Number	Description	Qty
26	34-01184-06	Nut, Nylock, M6 x 1.00, SST	2
27	34-00928-02	Rivet, Blind, 0.125 Diameter, Grip Range: .126 -.187, SST	4
28	34-60000-20	Screw, Hex Head, M5 x 0.80 x 20MM Long, SST	4
29	22-01585-03	Connector, Male, 6 Pin, Black	1
30	22-01566-01	Terminal, Female (18-20 AWG)	6
31	22-50078-59D	Seal, Cable, Red	6
32	62-10530-21	Label, F1	1
33	66CH1-1002-74	Label, F2	1
34	66CH1-1002-98	Label, F3	1
35	62-10530-22	Label, F4	1
36	62-10530-23	Label, F5	1
37	66CH1-1002-99	Label, F6	1
38	62-10530-24	Label, Positive/Negative, - +	7
39	62-11432-00	Label, Generator, A/C & BATTERY WATER COOLER DISCONNECT SWITCH	1
40	68-15626-00	Rail, Din, 3.50 Inches Long	1
41	68-15626-02	Rail, Din, 7.50 Inches Long	1
42	62-11422-00	Label, Wiring Diagram, Fuse Box	1
43	22-02319-06	Connector, Straight, Liquid Tight, 1.00 Inch Hub	1
44	58-01370-00	Base, Ty-Rap, Low Profile, 4 Way	13
45	66U1-3882-5	Wire Tie, Self-Locking, 5.50 Inches, Black	18

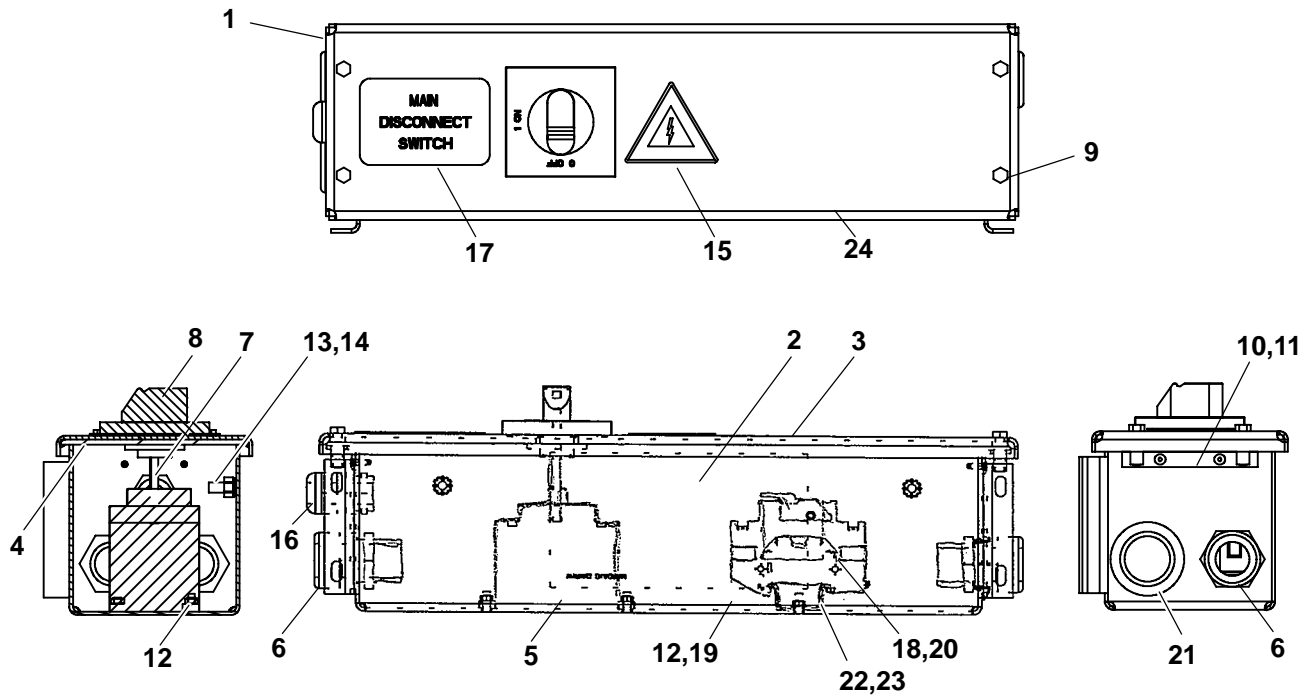
7.7 Power Box Assembly - Main Disconnect Switch



From BOM 76-00785-00

Item	Part Number	Description	Qty
1	91-00378-00	Power Box Assembly - Main Disconnect Switch - Includes:	1
2	86-04651-00	Power Box Weld Assembly, Painted	1
3	68-15302-00	Cover, Power Box, Painted	1
4	42-00682-00	Gasket, Power Box, Adhesive Backed	1
5	10-00466-00	Switch, Disconnect	1
6	22-02319-05	Connector, Straight, Liquid Tight, 3/4 Inch Hub	2
7	22-04102-00	Shaft, Disconnect Switch, 3.00 Inches Long	1
8	22-04101-00	Handle, Disconnect Switch	1
9	34-60000-20	Screw, Hex Head, M5 x 0.80 x 20MM Long, SST	4
10	68-15299-00	Angle Assembly, Cover Support, Painted	2
11	34-00928-02	Rivet, Blind, 0.125 Diameter, Grip Range: .126 - .187, SST	4
12	34-01184-04	Nut, Nylock, M4 x 0.70, SST	2
13	34-00372-122	Washer, Lock, External Tooth, M6	2
14	34-00946-56	Nut, Hex, M6 x 1.00, SST	2
15	62-02138-00	Decal, Warning, High Voltage	1
16	34-06136-01	Nut, Lock, Nylon, 3/4" NPT	2
17	66-11298-00	Label, Generator Main Disconnect Switch	1

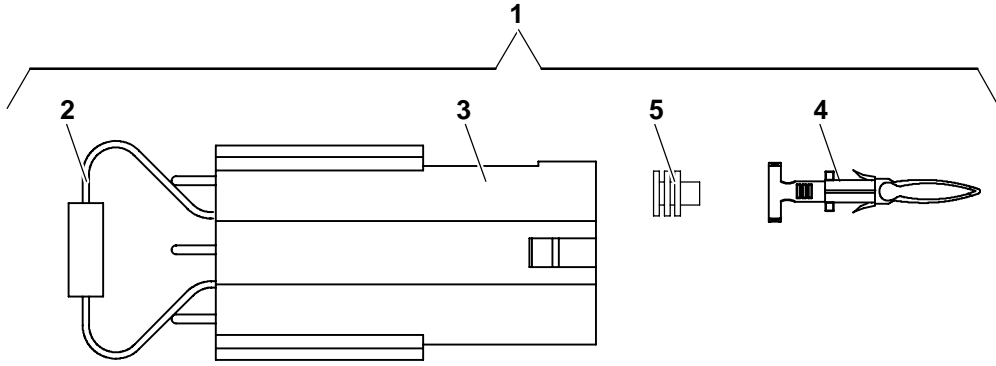
7.8 Power Box Assembly - Main Disconnect Switch (Hybrid / Water Cooler)



From BOM 76-00785-50
76-00785-81

Item	Part Number	Description	Qty
1	91-00388-03	Switch Box Assembly, Main Disconnect Switch (Hybrid) - Includes:	1
	91-00388-04	Switch Box Assembly, Main Disconnect Switch (Water Cooler) - Includes:	
2	86-04711-00	Switch Box Weld Assembly	1
3	68-15500-00	Cover, Switch Box, Painted White	1
4	42-00682-01	Gasket, Switch Box, Adhesive Backed	1
5	10-00466-00	Switch, Main Disconnect	1
6	22-01173-02	Connector, Straight, Liquid Tight, 3/4 Inch Hub	3
7	22-04102-00	Shaft, Disconnect Switch, 3.00 Inches Long	1
8	22-04101-00	Handle, Disconnect Switch	1
9	34-60000-20	Screw, Hex Head, M5 x 0.80 x 20MM Long, SST	4
10	68-15299-00	Angle Assembly, Cover Support, Painted	2
11	34-00928-02	Rivet, Blind, 0.125 Diameter, Grip Range: .126 -.187, SST	4
12	34-01184-04	Nut, Nylock, M4 x 0.70, SST	4
13	34-00372-122	Washer, Lock, External Tooth, M6	2
14	34-00946-56	Nut, Hex, M6 x 1.00, SST	2
15	62-02138-00	Decal, Warning, High Voltage	1
16	22-01173-10	Connector, Straight, Liquid Tight, LTF13.5 Hub	1
17	62-11296-00	Label, MAIN DISCONNECT SWITCH	1
18	22-60540-40	Holder, Fuse, 2 Pole	2
19	34-00944-04	Washer, Flat, M4, Zinc	4
20	22-01196-32	Fuse, 20 AMP	2
	22-01196-33	Fuse, 30 AMP	4
21	66U1-5562-7	Plug, Button, Black	1
22	68-15626-00	Rail, Din	1
23	22-04158-00	Stop, Din Rail	2
24	62-11423-00	Label, Wiring Diagram, Main Disconnect, Hybrid	1

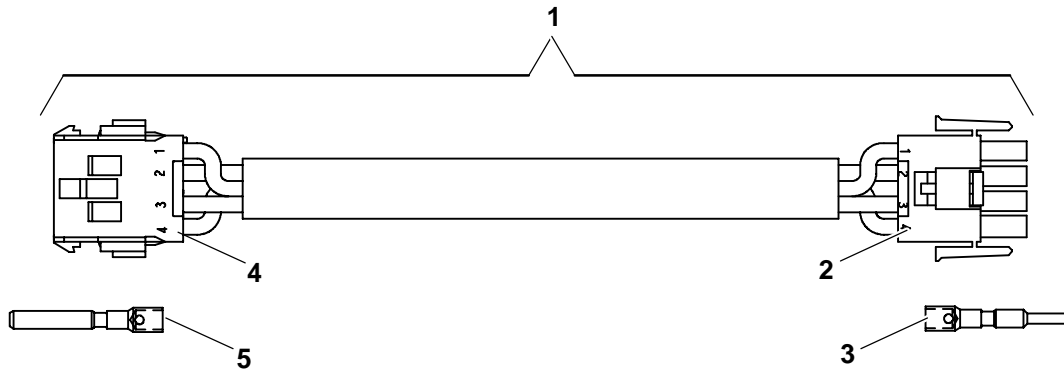
7.9 Resistor Assembly



From BOM 76-00785-00

Item	Part Number	Description	Qty
1	22-04116-00	Resistor Assembly - Includes:	1
2	22-04115-00	Resistor, 120 OHM, 0.50 Watts	1
3	22-02392-00	Connector, 2 Pin, Black	1
4	22-50078-58A	Terminal, Male (22 AWG)	2
5	22-50078-59D	Seal, Cable, Red	2

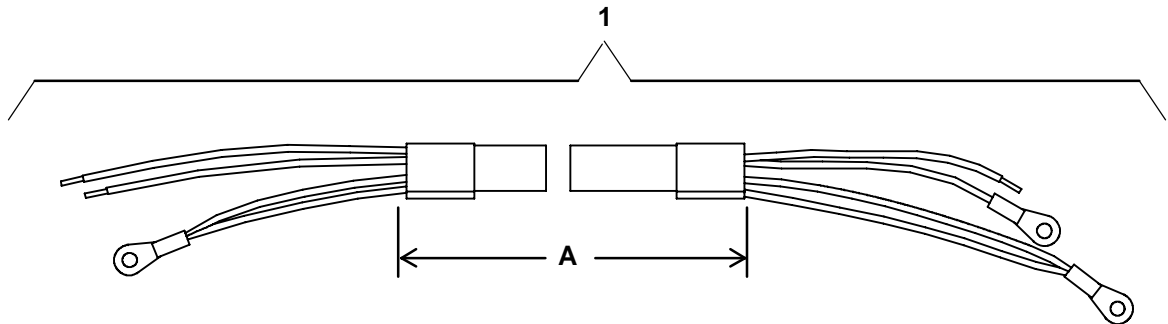
7.10 Power Extension Cable Assembly



From BOM 76-00785-00

Item	Part Number	Description	Qty
1	22-04121-00	Cable Assembly, Power, Extension, 5 Meters Long - Includes:	A/R
	22-04121-01	Cable Assembly, Power, Extension, 10 Meters Long - Includes:	
2	22-50098-99	Connector Assembly, 4 Pin (To Safety/IMD Box)	1
3	22-50098-99A	Terminal, Pin, 2MM	4
4	22-50099-02	Connector Assembly, 4 Pin (To High Voltage Interface Plate)	1
5	22-50099-02A	Terminal, Socket, #10 AWG	4

7.11 Hybrid High Voltage Cable Assembly - To Control Box

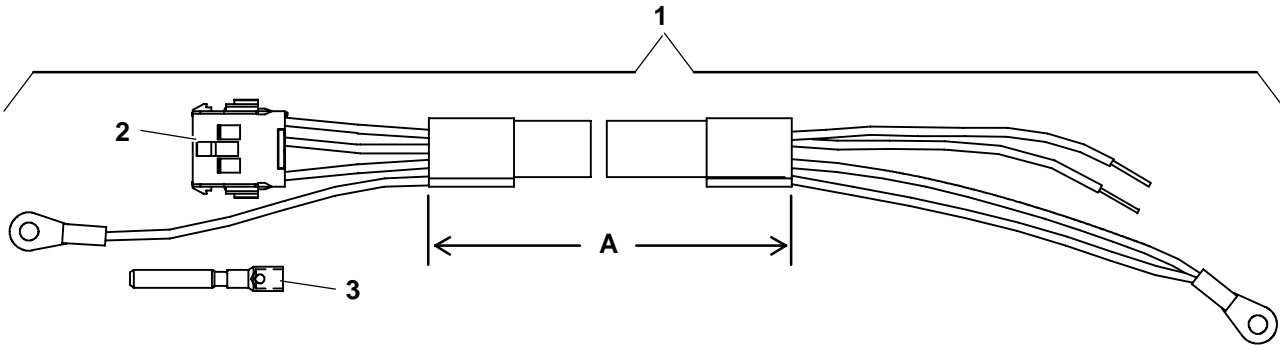


From BOM 76-00785-50
76-00785-51
76-00785-52

Note : Choose Appropriate Length 'A' & Order From Item 1 Below

Item	Part Number	Description	Qty
1	22-04134-00	Cable Assembly, High Voltage, Main Disconnect/Switch Box to Control Box, 10 Meters Long, Fixed Routing	1
	22-04134-01	Cable Assembly, High Voltage, Main Disconnect/Switch Box to Control Box, 10 Meters Long, Flexible Routing	
	22-04134-02	Cable Assembly, High Voltage, Main Disconnect/Switch Box to Control Box, 5 Meters Long, Fixed Routing	
	22-04134-03	Cable Assembly, High Voltage, Main Disconnect/Switch Box to Control Box, 2 Meters Long, Fixed Routing	
	22-04134-04	Cable Assembly, High Voltage, Main Disconnect/Switch Box to Control Box, 15 Meters Long, Fixed Routing	
	22-04134-05	Cable Assembly, High Voltage, Main Disconnect/Switch Box to Control Box, 20 Meters Long, Fixed Routing	

7.12 Hybrid High Voltage Cable Assembly - To Inverter

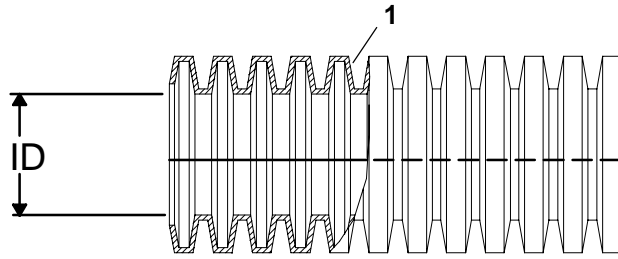


From BOM 76-00785-50
76-00785-51
76-00785-52

Note : Choose Appropriate Length 'A' & Order From Item 1 Below

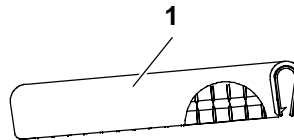
Item	Part Number	Description	Qty
1	22-04135-00	Cable Assembly, High Voltage, Control/Fuse Box to Inverter/Interface Plate JP1, 5 Meters Long - Includes:	1
	22-04135-01	Cable Assembly, High Voltage, Control/Fuse Box to Inverter/Interface Plate JP1, 10 Meters Long - Includes:	
	22-04135-02	Cable Assembly, High Voltage, Control/Fuse Box to Inverter/Interface Plate JP1, 15 Meters Long - Includes:	
	22-04135-03	Cable Assembly, High Voltage, Control/Fuse Box to Inverter/Interface Plate JP1, 20 Meters Long - Includes:	
	22-04135-04	Cable Assembly, High Voltage, Control/Fuse Box to Inverter/Interface Plate JP1, 5.5 Meters Long - Includes:	
	22-04135-05	Cable Assembly, High Voltage, Control/Fuse Box to Inverter/Interface Plate JP1, 6.5 Meters Long - Includes:	
	22-04135-06	Cable Assembly, High Voltage, Control/Fuse Box to Inverter/Interface Plate JP1, 9 Meters Long - Includes:	
	22-04135-07	Cable Assembly, High Voltage, Control/Fuse Box to Inverter/Interface Plate JP1, 11 Meters Long - Includes:	
	22-04135-08	Cable Assembly, High Voltage, Control/Fuse Box to Inverter/Interface Plate JP1, 17 Meters Long - Includes:	
	22-04135-09	Cable Assembly, High Voltage, Control/Fuse Box to Inverter/Interface Plate JP1, 19 Meters Long - Includes:	
	22-04135-10	Cable Assembly, High Voltage, Control/Fuse Box to Inverter/Interface Plate JP1, 1.5 Meters Long - Includes:	
	22-04135-11	Cable Assembly, High Voltage, Control/Fuse Box to Inverter/Interface Plate JP1, 2.5 Meters Long - Includes:	
	22-04135-12	Cable Assembly, High Voltage, Control/Fuse Box to Inverter/Interface Plate JP1, 7.5 Meters Long - Includes:	
2	22-50099-02	Connector Assembly, 4 Pin (To Inverter)	1
3	22-50099-02A	Terminal, Socket, #10 AWG	4

7.13 Split Corrugated Tubing



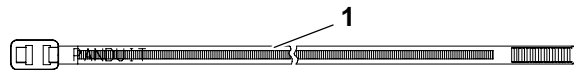
Item	Part Number	Description	Qty
1	58-00858-00	Tubing, Split, Corrugated, 1/4 Inch ID x 25 Feet Long	A/R
	58-04321-00F50	Tubing, Split, Corrugated, 3/8 Inch ID x 50 Feet Long	
	58-00848-00	Tubing, Split, Corrugated, 1/2 Inch ID x 25 Feet Long	
	58-00906-00	Tubing, Split, Corrugated, 3/4 Inch ID x 25 Feet Long	

7.14 Flexible Trim

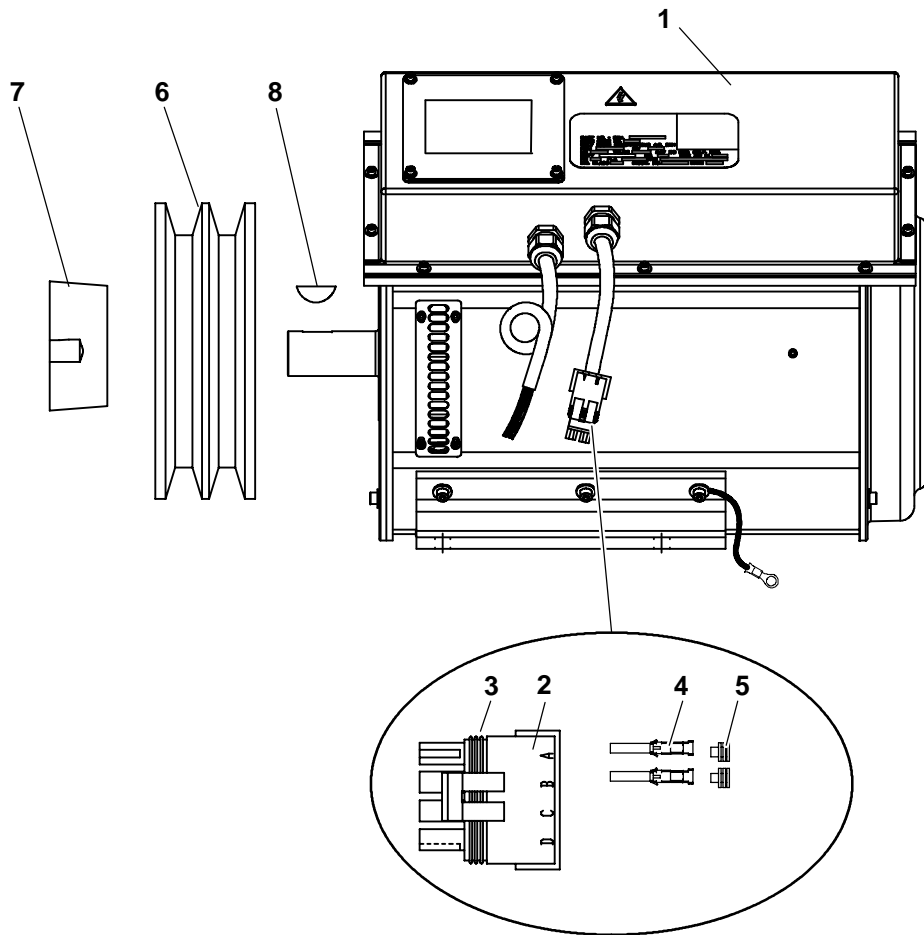


Item	Part Number	Description	Qty
1	42-00183-31	Trim, Flexible, Fine Pebble, Black (250 Feet Roll)	A/R

7.15 Wire Tie



Item	Part Number	Description	Qty
1	44-01043-07	Wire Tie, Self-Locking, 281.43MM (11.08) Long, Black	A/R
	66U1-3882	Wire Tie, Self-Locking, 203.2MM (8.00) Long, Black	
	66U1-3882-4	Wire Tie, Self-Locking, 102.61MM (4.04) Long, Black	

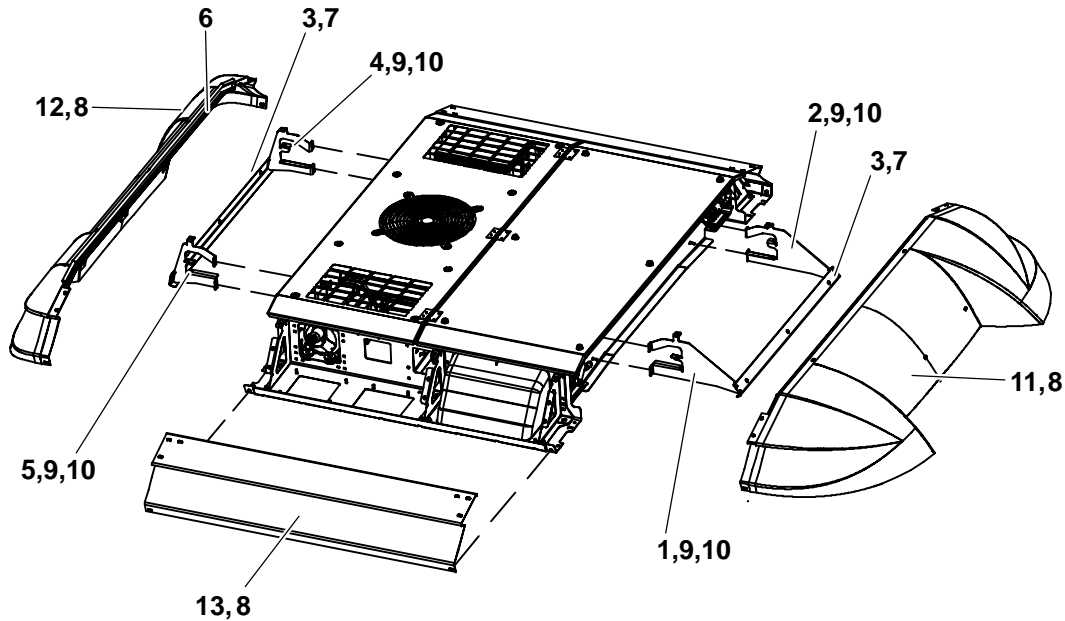


From BOM 76-00790-00

8 GENERATOR			
Item	Part Number	Description	Qty
1	54-00624-00	Generator Assembly, 15 KVA - Includes:	1
	54-00624-01	Generator Assembly, 20 KVA - Includes:	
	54-00624-02	Generator Assembly, 25 KVA - Includes:	
	54-00624-03	Generator Assembly, 30 KVA - Includes:	
2	22-50142-00	Connector, Female 4 Pin, Black	1
3	22-50142-00	Seal, Connector	1
4	22-01566-00	Terminal, Female (18-20 AWG)	4
5	22-02394-02	Seal, Cable, Green	4
6	50-00246-00	Pulley, 2A or 2B Groove	1
7	04-00065-00	Bushing, Taper Lock	1
8	34-06314-00	Key, Woodruff (10 MM x 11 MM) (Shaft Diameter 29.0 MM to 38.0MM)	1

9 SKINS

9.1 Skins - 8



From BOM 77-01273-00/09

9.1.1 Skins - 8 - Common Parts

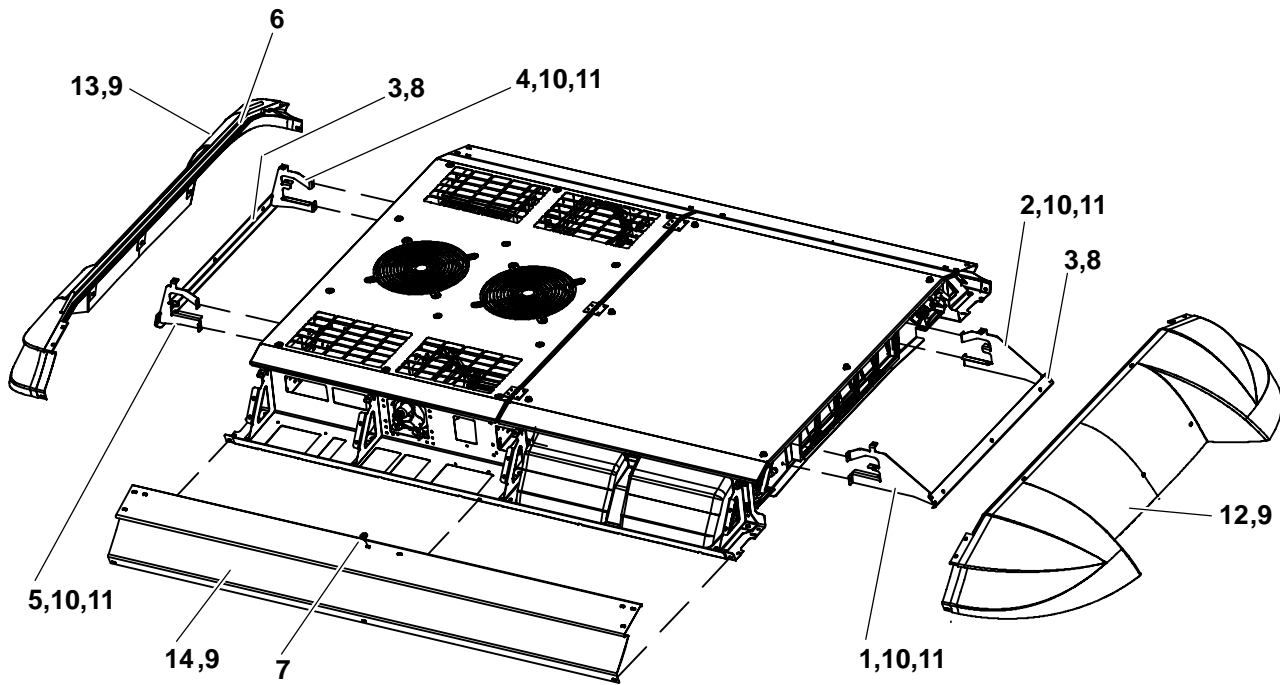
Item	Part Number	Description	Qty
1	68-15094-00	Bracket Assembly, Front Spoiler	1
2	68-15094-01	Bracket Assembly, Front Spoiler	1
3	68-15096-00	Bracket Assembly, Spoiler Mounting	2
4	68-15093-00	Bracket Assembly, Back Spoiler	1
5	68-15093-01	Bracket Assembly, Back Spoiler	1
6	42-00655-01	Seal, D-Shape, 11.9MM Wide x 1450MM Long, Adhesive Backed	2
7	34-00928-08	Rivet, Blind, 3.96MM (.156) Dia., Grip Range 3.17MM (.125) to 4.75MM (.187) , SST	8
8	34-60202-25	Screw, Pan Washer Head, Phillips, M6 x 25.00MM Long, SST	26
9	34-01184-56	Nut, Lock, Nylon Insert, M6, Steel	8
10	34-01151-06	Washer, Flat, M6, SST	8

9.1.2 Skins - 8 - Specific Parts - Flat Roof

11	58-04718-00	Cover, Front, Flat Roof, No Radius	1
12	58-04719-00	Cover, Rear, Flat Roof, No Radius	1
13	68-15145-00	Cover, Side, Flat, 18M & 16M Roof Radius, Painted	2

9.1.3 Skins - 8 - Specific Parts - 18M Roof Radius			
Item	Part Number	Description	Qty
11	58-04718-01	Cover, Front, 18M Roof Radius	1
12	58-04719-01	Cover, Rear, 18M Roof Radius	1
13	68-15145-00	Cover, Side, Flat, 18M & 16M Roof Radius, Painted	2
9.1.4 Skins - 8 - Specific Parts - 16M Roof Radius			
11	58-04718-02	Cover, Front, 16M Roof Radius	1
12	58-04719-02	Cover, Rear, 16M Roof Radius	1
13	68-15145-00	Cover, Side, Flat, 18M & 16M Roof Radius, Painted	2
9.1.5 Skins - 8 - Specific Parts - 14M Roof Radius			
11	58-04718-03	Cover, Front, 14M Roof Radius	1
12	58-04719-03	Cover, Rear, 14M Roof Radius	1
13	68-15145-01	Cover, Side, 14M Roof Radius, Painted	2
9.1.6 Skins - 8 - Specific Parts - 12M Roof Radius			
11	58-04718-04	Cover, Front, 12M Roof Radius	1
12	58-04719-04	Cover, Rear, 12M Roof Radius	1
13	68-15145-02	Cover, Side, 12M & 10M Roof Radius, Painted	2
9.1.7 Skins - 8 - Specific Parts - 10M Roof Radius			
11	58-04718-05	Cover, Front, 10M Roof Radius	1
12	58-04719-05	Cover, Rear, 10M Roof Radius	1
13	68-15145-02	Cover, Side, 12M & 10M Roof Radius, Painted	2
9.1.8 Skins - 8 - Specific Parts - 8M Roof Radius			
11	58-04718-06	Cover, Front, 8M Roof Radius	1
12	58-04719-06	Cover, Rear, 8M Roof Radius	1
13	68-15145-03	Cover, Side, 8M Roof Radius, Painted	2
9.1.9 Skins - 8 - Specific Parts - 7M Roof Radius			
11	58-04718-09	Cover, Front, 7M Roof Radius	1
12	58-04719-09	Cover, Rear, 7M Roof Radius	1
13	68-15145-07	Cover, Side, 7M Roof Radius, Painted	2
9.1.10 Skins - 8 - Specific Parts - 6M Roof Radius			
11	58-04718-07	Cover, Front, 6M Roof Radius	1
12	58-04719-07	Cover, Rear, 6M Roof Radius	1
13	68-15145-04	Cover, Side, 6M Roof Radius, Painted	2
9.1.11 Skins - 8 - Specific Parts - 5M Roof Radius			
11	58-04718-08	Cover, Front, 5M Roof Radius	1
12	58-04719-08	Cover, Rear, 5M Roof Radius	1
13	68-15145-05	Cover, Side, 5M Roof Radius, Painted	2

9.2 Skins - 16



From BOM 77-01273-10/19

9.2.1 Skins - 16 - Common Parts

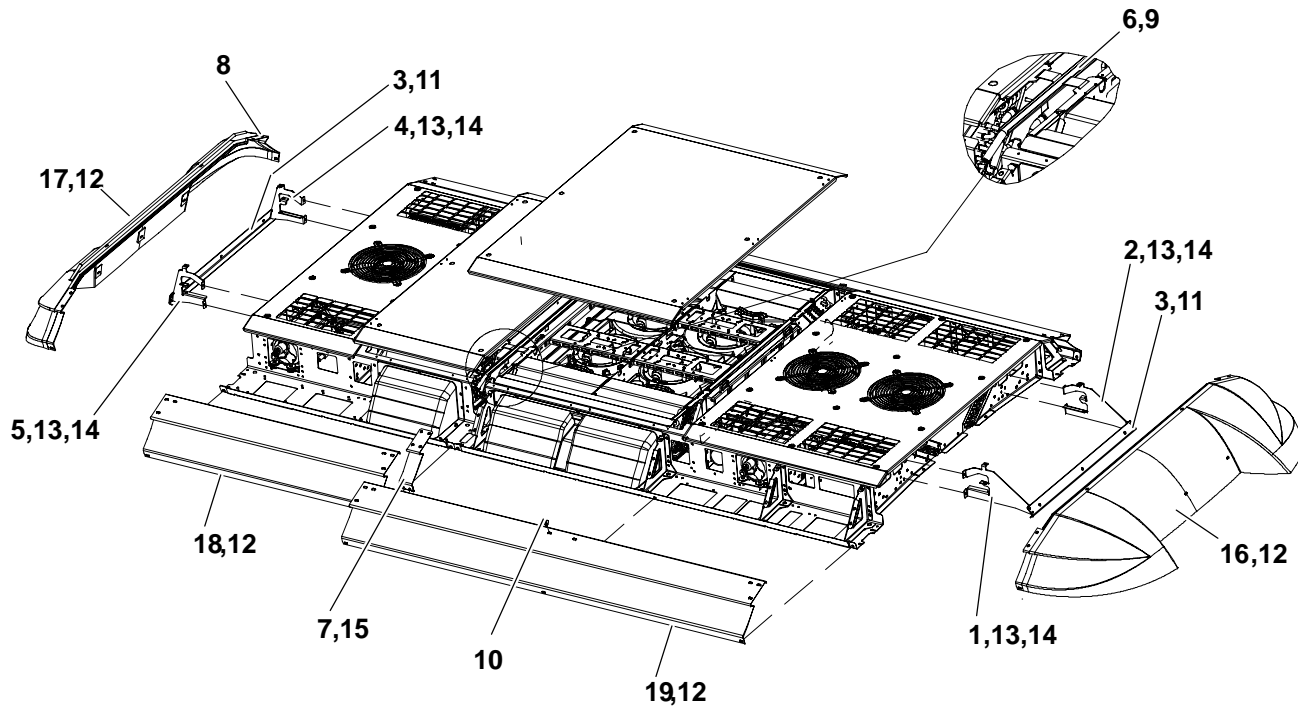
Item	Part Number	Description	Qty
1	68-15094-00	Bracket Assembly, Front Spoiler	1
2	68-15094-01	Bracket Assembly, Front Spoiler	1
3	68-15096-00	Bracket Assembly, Spoiler Mounting	2
4	68-15093-00	Bracket Assembly, Back Spoiler	1
5	68-15093-01	Bracket Assembly, Back Spoiler	1
6	42-00655-01	Seal, D-Shape, 11.9MM Wide x 1450MM Long, Adhesive Backed	2
7	58-04724-00	Plug, Plastic, White	2
8	34-00928-08	Rivet, Blind, 3.96MM (.156) Dia., Grip Range 3.17MM (.125) to 4.75MM (.187), SST	8
9	34-60202-25	Screw, Pan Washer Head, Phillips, M6 x 25.00MM Long, SST	30
10	34-01184-56	Nut, Lock, Nylon Insert, M6, Steel	8
11	34-01151-06	Washer, Flat, M6, SST	8

9.2.2 Skin Option 1600 - Flat Roof Specific

12	58-04718-00	Cover, Front, Flat Roof, No Radius	1
13	58-04719-00	Cover, Rear, Flat Roof, No Radius	1
14	68-15145-10	Cover, Side, Flat, 18M & 16M Roof Radius, Painted	2

9.2.3 Skin Option 1618 - 18M Roof Specific			
Item	Part Number	Description	Qty
12	58-04718-01	Cover, Front, 18M Roof Radius	1
13	58-04719-01	Cover, Rear, 18M Roof Radius	1
14	68-15145-10	Cover, Side, Flat, 18M & 16M Roof Radius, Painted	2
9.2.4 Skin Option 1616 - 16M Roof Specific			
12	58-04718-02	Cover, Front, 16M Roof Radius	1
13	58-04719-02	Cover, Rear, 16M Roof Radius	1
14	68-15145-10	Cover, Side, Flat, 18M & 16M Roof Radius, Painted	2
9.2.5 Skin Option 1614 - 14M Roof Specific			
12	58-04718-03	Cover, Front, 14M Roof Radius	1
13	58-04719-03	Cover, Rear, 14M Roof Radius	1
14	68-15145-11	Cover, Side, 14M Roof Radius, Painted	2
9.2.6 Skin Option 1612 - 12M Roof Specific			
12	58-04718-04	Cover, Front, 12M Roof Radius	1
13	58-04719-04	Cover, Rear, 12M Roof Radius	1
14	68-15145-12	Cover, Side, 12M & 10M Roof Radius, Painted	2
9.2.7 Skin Option 1610 - 10M Roof Specific			
12	58-04718-05	Cover, Front, 10M Roof Radius	1
13	58-04719-05	Cover, Rear, 10M Roof Radius	1
14	68-15145-12	Cover, Side, 12M & 10M Roof Radius, Painted	2
9.2.8 Skin Option 1608 - 8M Roof Specific			
12	58-04718-06	Cover, Front, 8M Roof Radius	1
13	58-04719-06	Cover, Rear, 8M Roof Radius	1
14	68-15145-13	Cover, Side, 8M Roof Radius, Painted	2
9.2.9 Skin Option 1607 - 7M Roof Specific			
12	58-04718-09	Cover, Front, 7M Roof Radius	1
13	58-04719-09	Cover, Rear, 7M Roof Radius	1
14	68-15145-17	Cover, Side, 7M Roof Radius, Painted	2
9.2.10 Skin Option 1606 - 6M Roof Specific			
12	58-04718-07	Cover, Front, 6M Roof Radius	1
13	58-04719-07	Cover, Rear, 6M Roof Radius	1
14	68-15145-14	Cover, Side, 6M Roof Radius, Painted	2
9.2.11 Skin Option 1605 - 5M Roof Specific			
12	58-04718-08	Cover, Front, 5M Roof Radius	1
13	58-04719-08	Cover, Rear, 5M Roof Radius	1
14	68-15145-15	Cover, Side, 5M Roof Radius, Painted	2

9.3 Skins - 24



From BOM 77-01273-20/29

9.3.1 Skins - 24 - Common Parts

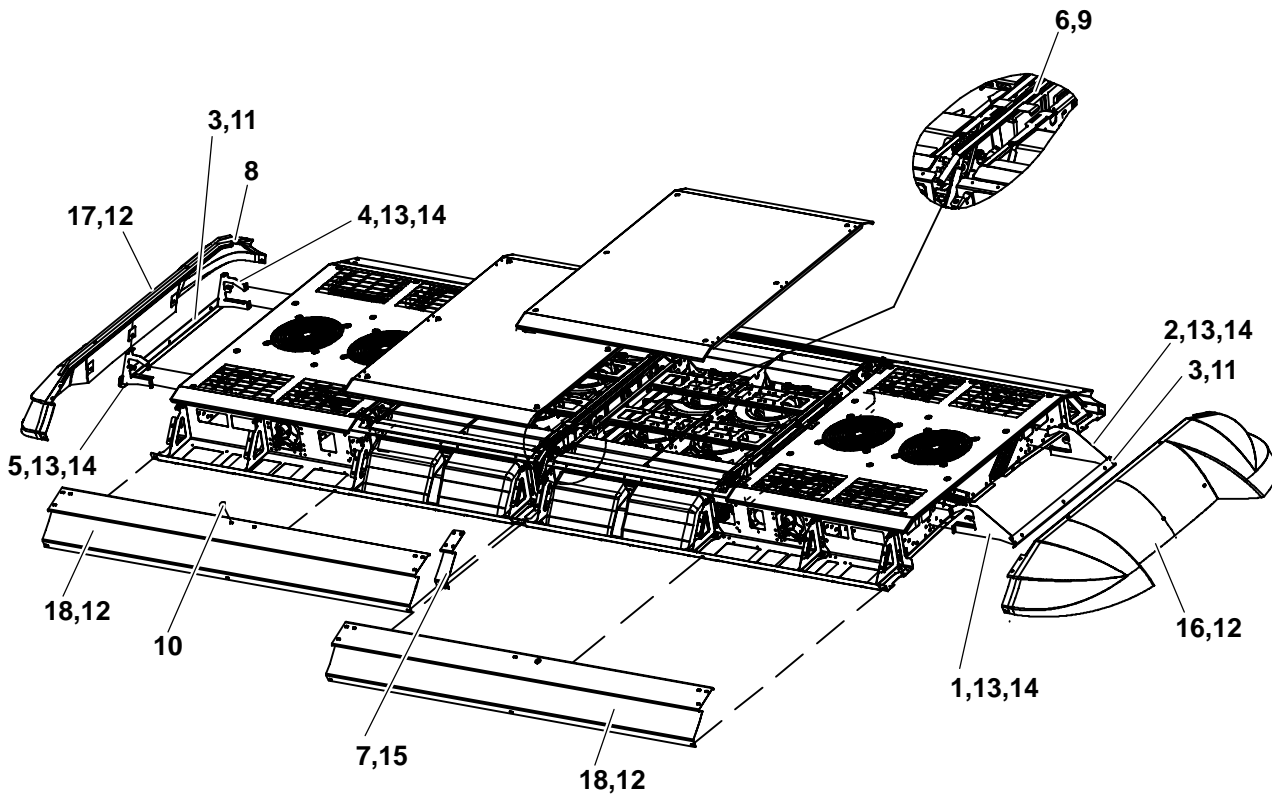
Item	Part Number	Description	Qty
1	68-15094-00	Bracket Assembly, Front Spoiler	1
2	68-15094-01	Bracket Assembly, Front Spoiler	1
3	68-15096-00	Bracket Assembly, Spoiler Mounting	2
4	68-15093-00	Bracket Assembly, Back Spoiler	1
5	68-15093-01	Bracket Assembly, Back Spoiler	1
6	68-15147-00	Flange, Seal	1
7	68-15168-00	Brace Assembly, Side Cover, Painted	2
8	42-00655-01	Seal, D-Shape, 11.9MM Wide x 1450MM Long, Adhesive Backed	2
9	42-00654-01	Seal, D-Shape, 19.0MM Wide x 14360MM Long, Adhesive Backed	1
10	58-04724-00	Plug, Plastic, White	2
11	34-00928-08	Rivet, Blind, 3.96MM (.156) Dia., Grip Range 3.17MM (.125) to 4.75MM (.187) , SST	8
12	34-60202-25	Screw, Pan Washer Head, Phillips, M6 x 25.00MM Long, SST	46
13	34-01184-56	Nut, Lock, Nylon Insert, M6, Steel	8
14	34-01151-06	Washer, Flat, M6, SST	8
15	34-60202-16	Screw, Pan Washer Head, Phillips, M6 x 16.00MM Long, SST	8

9.3.2 Skin Option 2400 - Flat Roof Specific

16	58-04718-00	Cover, Front, Flat Roof, No Radius	1
17	58-04719-00	Cover, Rear, Flat Roof, No Radius	1

9.3.2 Skin Option 2400 - Flat Roof Specific (Continued)			
Item	Part Number	Description	Qty
18	68-15145-00	Cover, Side, Flat, 18M & 16M Roof Radius, Painted	2
19	68-15145-10	Cover, Side, Flat, 18M & 16M Roof Radius, Painted	2
9.3.3 Skin Option 2418 - 18M Roof Specific			
16	58-04718-01	Cover, Front, 18M Roof Radius	1
17	58-04719-01	Cover, Rear, 18M Roof Radius	1
18	68-15145-00	Cover, Side, Flat, 18M & 16M Roof Radius, Painted	2
19	68-15145-10	Cover, Side, Flat, 18M & 16M Roof Radius, Painted	2
9.3.4 Skin Option 2416 - 16M Roof Specific			
16	58-04718-02	Cover, Front, 16M Roof Radius	1
17	58-04719-02	Cover, Rear, 16M Roof Radius	1
18	68-15145-00	Cover, Side, Flat, 18M & 16M Roof Radius, Painted	2
19	68-15145-10	Cover, Side, Flat, 18M & 16M Roof Radius, Painted	2
9.3.5 Skin Option 2414 - 14M Roof Specific			
16	58-04718-03	Cover, Front, 14M Roof Radius	1
17	58-04719-03	Cover, Rear, 14M Roof Radius	1
18	68-15145-01	Cover, Side, 14M Roof Radius, Painted	2
19	68-15145-11	Cover, Side, 14M Roof Radius, Painted	2
9.3.6 Skin Option 2412 - 12M Roof Specific			
16	58-04718-04	Cover, Front, 12M Roof Radius	1
17	58-04719-04	Cover, Rear, 12M Roof Radius	1
18	68-15145-02	Cover, Side, 12M & 10M Roof Radius, Painted	2
19	68-15145-12	Cover, Side, 12M & 10M Roof Radius, Painted	2
9.3.7 Skin Option 2410 - 10M Roof Specific			
16	58-04718-05	Cover, Front, 10M Roof Radius	1
17	58-04719-05	Cover, Rear, 10M Roof Radius	1
18	68-15145-02	Cover, Side, 12M & 10M Roof Radius, Painted	2
19	68-15145-12	Cover, Side, 12M & 10M Roof Radius, Painted	2
9.3.8 Skin Option 2408 - 8M Roof Specific			
16	58-04718-06	Cover, Front, 8M Roof Radius	1
17	58-04719-06	Cover, Rear, 8M Roof Radius	1
18	68-15145-03	Cover, Side, 8M Roof Radius, Painted	2
19	68-15145-13	Cover, Side, 8M Roof Radius, Painted	2
9.3.9 Skin Option 2407 - 7M Roof Specific			
16	58-04718-09	Cover, Front, 7M Roof Radius	1
17	58-04719-09	Cover, Rear, 7M Roof Radius	1
18	68-15145-07	Cover, Side, 7M Roof Radius, Painted	2
19	68-15145-17	Cover, Side, 7M Roof Radius, Painted	2
9.3.10 Skin Option 2406 - 6M Roof Specific			
16	58-04718-07	Cover, Front, 6M Roof Radius	1
17	58-04719-07	Cover, Rear, 6M Roof Radius	1
18	68-15145-04	Cover, Side, 6M Roof Radius, Painted	2
19	68-15145-14	Cover, Side, 6M Roof Radius, Painted	2
9.3.11 Skin Option 2405 - 5M Roof Specific			
16	58-04718-08	Cover, Front, 5M Roof Radius	1
17	58-04719-08	Cover, Rear, 5M Roof Radius	1
18	68-15145-05	Cover, Side, 5M Roof Radius, Painted	2
19	68-15145-15	Cover, Side, 5M Roof Radius, Painted	2

9.4 Skins - 32



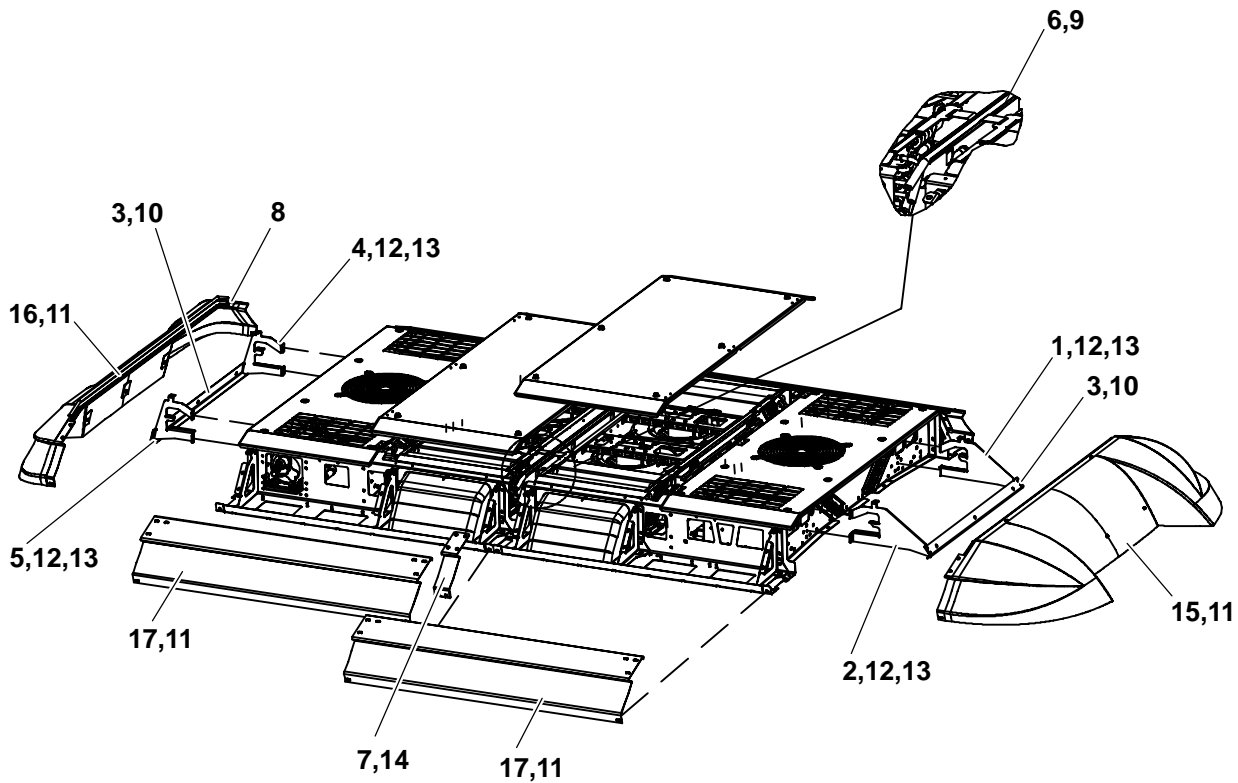
From BOM 77-01273-30/39

9.4.1 Skins - 32 - Common Parts

Item	Part Number	Description	Qty
1	68-15094-00	Bracket Assembly, Front Spoiler	1
2	68-15094-01	Bracket Assembly, Front Spoiler	1
3	68-15096-00	Bracket Assembly, Spoiler Mounting	2
4	68-15093-00	Bracket Assembly, Back Spoiler	1
5	68-15093-01	Bracket Assembly, Back Spoiler	1
6	68-15147-00	Flange, Seal	1
7	68-15168-00	Brace Assembly, Side Cover, Painted	2
8	42-00655-01	Seal, D-Shape, 11.9MM Wide x 1450MM Long, Adhesive Backed	2
9	42-00654-01	Seal, D-Shape, 19.0MM Wide x 14360MM Long, Adhesive Backed	1
10	58-04724-00	Plug, Plastic, White	4
11	34-00928-08	Rivet, Blind, 3.96MM (.156) Dia., Grip Range 3.17MM (.125) to 4.75MM (.187) , SST	8
12	34-60202-25	Screw, Pan Washer Head, Phillips, M6 x 25.00MM Long, SST	50
13	34-01184-56	Nut, Lock, Nylon Insert, M6, Steel	8
14	34-01151-06	Washer, Flat, M6, SST	8
15	34-60202-16	Screw, Pan Washer Head, Phillips, M6 x 16.00MM Long, SST	8

9.4.2 Skin Option 3200 - Flat Roof Specific			
Item	Part Number	Description	Qty
16	58-04718-00	Cover, Front, Flat Roof, No Radius	1
17	58-04719-00	Cover, Rear, Flat Roof, No Radius	1
18	68-15145-10	Cover, Side, Flat, 18M & 16M Roof Radius, Painted	4
9.4.3 Skin Option 3218 - 18M Roof Specific			
16	58-04718-01	Cover, Front, 18M Roof Radius	1
17	58-04719-01	Cover, Rear, 18M Roof Radius	1
18	68-15145-10	Cover, Side, Flat, 18M & 16M Roof Radius, Painted	4
9.4.4 Skin Option 3216 - 16M Roof Specific			
16	58-04718-02	Cover, Front, 16M Roof Radius	1
17	58-04719-02	Cover, Rear, 16M Roof Radius	1
18	68-15145-10	Cover, Side, Flat, 18M & 16M Roof Radius, Painted	4
9.4.5 Skin Option 3214 - 14M Roof Specific			
16	58-04718-03	Cover, Front, 14M Roof Radius	1
17	58-04719-03	Cover, Rear, 14M Roof Radius	1
18	68-15145-11	Cover, Side, 14M Roof Radius, Painted	4
9.4.6 Skin Option 3212 - 12M Roof Specific			
16	58-04718-04	Cover, Front, 12M Roof Radius	1
17	58-04719-04	Cover, Rear, 12M Roof Radius	1
18	68-15145-12	Cover, Side, 12M & 10M Roof Radius, Painted	4
9.4.7 Skin Option 3210 - 10M Roof Specific			
16	58-04718-05	Cover, Front, 10M Roof Radius	1
17	58-04719-05	Cover, Rear, 10M Roof Radius	1
18	68-15145-12	Cover, Side, 12M & 10M Roof Radius, Painted	4
9.4.8 Skin Option 3208 - 8M Roof Specific			
16	58-04718-06	Cover, Front, 8M Roof Radius	1
17	58-04719-06	Cover, Rear, 8M Roof Radius	1
18	68-15145-13	Cover, Side, 8M Roof Radius, Painted	4
9.4.9 Skin Option 3207 - 7M Roof Specific			
16	58-04718-09	Cover, Front, 7M Roof Radius	1
17	58-04719-09	Cover, Rear, 7M Roof Radius	1
18	68-15145-17	Cover, Side, 7M Roof Radius, Painted	4
9.4.10 Skin Option 3206 - 6M Roof Specific			
16	58-04718-07	Cover, Front, 6M Roof Radius	1
17	58-04719-07	Cover, Rear, 6M Roof Radius	1
18	68-15145-14	Cover, Side, 6M Roof Radius, Painted	4
9.4.11 Skin Option 3205 - 5M Roof Specific			
16	58-04718-08	Cover, Front, 5M Roof Radius	1
17	58-04719-08	Cover, Rear, 5M Roof Radius	1
18	68-15145-15	Cover, Side, 5M Roof Radius, Painted	4

9.5 Skins - 16 Connected



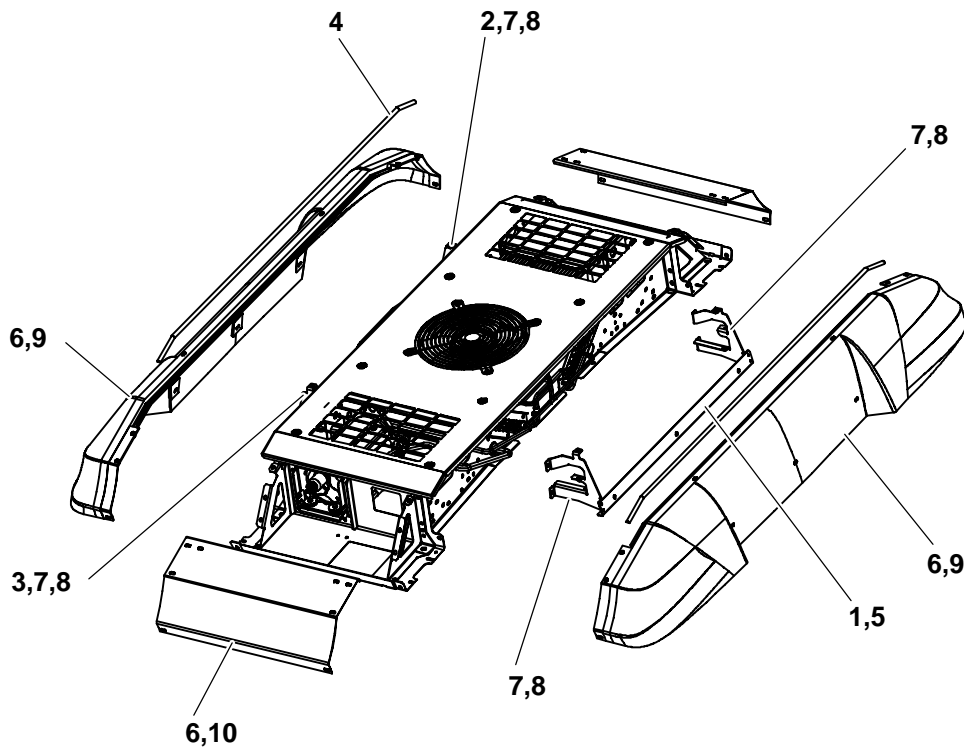
From BOM 77-01273-40/49

9.5.1 Skins - 16 Connected - Common Parts

Item	Part Number	Description	Qty
1	68-15094-00	Bracket Assembly, Front Spoiler	1
2	68-15094-01	Bracket Assembly, Front Spoiler	1
3	68-15096-00	Bracket Assembly, Spoiler Mounting	2
4	68-15093-00	Bracket Assembly, Back Spoiler	1
5	68-15093-01	Bracket Assembly, Back Spoiler	1
6	68-15147-00	Flange, Seal	1
7	68-15168-00	Brace Assembly, Side Cover, Painted	2
8	42-00655-01	Seal, D-Shape, 11.9MM Wide x 1450MM Long, Adhesive Backed	2
9	42-00654-01	Seal, D-Shape, 19.0MM Wide x 14360MM Long, Adhesive Backed	1
10	34-00928-08	Rivet, Blind, 3.96MM (.156) Dia., Grip Range 3.17MM (.125) to 4.75MM (.187) , SST	8
11	34-60202-25	Screw, Pan Washer Head, Phillips, M6 x 25.00MM Long, SST	42
12	34-01184-56	Nut, Lock, Nylon Insert, M6, Steel	8
13	34-01151-06	Washer, Flat, M6, SST	8
14	34-60202-16	Screw, Pan Washer Head, Phillips, M6 x 16.00MM Long, SST	8

9.5.2 Skin Option 1600 Connected - Flat Roof Specific			
Item	Part Number	Description	Qty
15	58-04718-00	Cover, Front, Flat Roof, No Radius	1
16	58-04719-00	Cover, Rear, Flat Roof, No Radius	1
17	68-15145-00	Cover, Side, Flat, 18M & 16M Roof Radius, Painted	4
9.5.3 Skin Option 1618 Connected - 18M Roof Specific			
15	58-04718-01	Cover, Front, 18M Roof Radius	1
16	58-04719-01	Cover, Rear, 18M Roof Radius	1
17	68-15145-00	Cover, Side, Flat, 18M & 16M Roof Radius, Painted	4
9.5.4 Skin Option 1616 Connected - 16M Roof Specific			
15	58-04718-02	Cover, Front, 16M Roof Radius	1
16	58-04719-02	Cover, Rear, 16M Roof Radius	1
17	68-15145-00	Cover, Side, Flat, 18M & 16M Roof Radius, Painted	4
9.5.5 Skin Option 1614 Connected - 14M Roof Specific			
15	58-04718-03	Cover, Front, 14M Roof Radius	1
16	58-04719-03	Cover, Rear, 14M Roof Radius	1
17	68-15145-01	Cover, Side, 14M Roof Radius, Painted	4
9.5.6 Skin Option 1612 Connected - 12M Roof Specific			
15	58-04718-04	Cover, Front, 12M Roof Radius	1
16	58-04719-04	Cover, Rear, 12M Roof Radius	1
18	68-15145-02	Cover, Side, 12M & 10M Roof Radius, Painted	4
9.5.7 Skin Option 1610 Connected - 10M Roof Specific			
15	58-04718-05	Cover, Front, 10M Roof Radius	1
16	58-04719-05	Cover, Rear, 10M Roof Radius	1
17	68-15145-02	Cover, Side, 12M & 10M Roof Radius, Painted	4
9.5.8 Skin Option 1608 Connected - 8M Roof Specific			
15	58-04718-06	Cover, Front, 8M Roof Radius	1
16	58-04719-06	Cover, Rear, 8M Roof Radius	1
17	68-15145-03	Cover, Side, 8M Roof Radius, Painted	4
9.5.9 Skin Option 1607 Connected - 7M Roof Specific			
15	58-04718-09	Cover, Front, 7M Roof Radius	1
16	58-04719-09	Cover, Rear, 7M Roof Radius	1
17	68-15145-07	Cover, Side, 7M Roof Radius, Painted	4
9.5.10 Skin Option 1606 Connected - 6M Roof Specific			
15	58-04718-07	Cover, Front, 6M Roof Radius	1
16	58-04719-07	Cover, Rear, 6M Roof Radius	1
17	68-15145-04	Cover, Side, 6M Roof Radius, Painted	4
9.5.11 Skin Option 1605 Connected - 5M Roof Specific			
15	58-04718-08	Cover, Front, 5M Roof Radius	1
16	58-04719-08	Cover, Rear, 5M Roof Radius	1
17	68-15145-05	Cover, Side, 5M Roof Radius, Painted	4

9.6 Skins - Water Cooler - Seperate Module



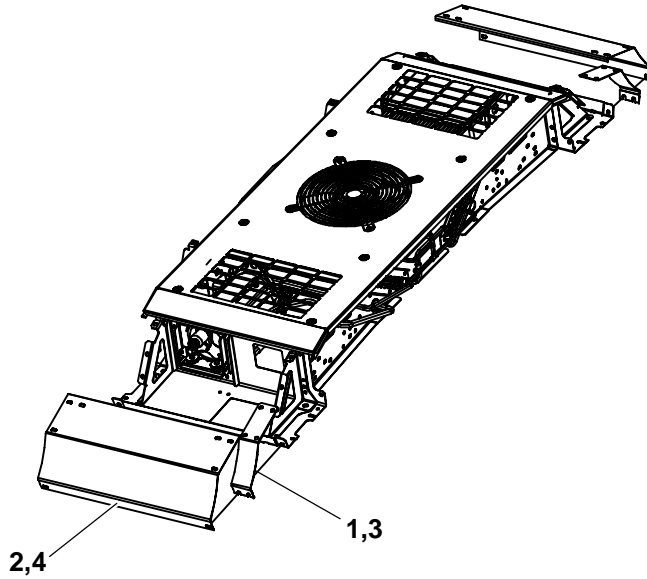
From BOM 77-01273-50/59

9.6.1 Skins - Water Cooler - Common Parts

Item	Part Number	Description	Qty
1	68-15096-00	Bracket Assembly, Spoiler Mounting	1
2	68-15093-00	Bracket Assembly, Back Spoiler	1
3	68-15093-01	Bracket Assembly, Back Spoiler	1
4	42-00655-01	Seal, D-Shape, 11.9MM Wide x 1450MM Long, Adhesive Backed	2
5	34-00928-08	Rivet, Blind, 3.96MM (.156) Dia., Grip Range 3.17MM (.125) to 4.75MM (.187) , SST	4
6	34-60202-25	Screw, Pan Washer Head, Phillips, M6 x 25.00MM Long, SST	42
7	34-01184-56	Nut, Lock, Nylon Insert, M6, Steel	8
8	34-01151-06	Washer, Flat, M6, SST	8

9.6.2 Skins - Water Cooler - Flat Roof Specific			
Item	Part Number	Description	Qty
9	58-04719-00	Cover, Rear, Flat Roof, No Radius	1
10	68-15145-20	Cover, Side, Flat, 18M & 16M Roof Radius, Painted	4
9.6.3 Skins - Water Cooler - 18M Roof Specific			
9	58-04719-01	Cover, Rear, 18M Roof Radius	1
10	68-15145-20	Cover, Side, Flat, 18M & 16M Roof Radius, Painted	4
9.6.4 Skins - Water Cooler - 16M Roof Specific			
9	58-04719-02	Cover, Rear, 16M Roof Radius	1
10	68-15145-20	Cover, Side, Flat, 18M & 16M Roof Radius, Painted	4
9.6.5 Skins - Water Cooler - 14M Roof Specific			
9	58-04719-03	Cover, Rear, 14M Roof Radius	1
10	68-15145-21	Cover, Side, 14M Roof Radius, Painted	4
9.6.6 Skins - Water Cooler - 12M Roof Specific			
9	58-04719-04	Cover, Rear, 12M Roof Radius	1
10	68-15145-22	Cover, Side, 12M & 10M Roof Radius, Painted	4
9.6.7 Skins - Water Cooler - 10M Roof Specific			
9	58-04719-05	Cover, Rear, 10M Roof Radius	1
10	68-15145-22	Cover, Side, 12M & 10M Roof Radius, Painted	4
9.6.8 Skins - Water Cooler - 8M Roof Specific			
9	58-04719-06	Cover, Rear, 8M Roof Radius	1
10	68-15145-23	Cover, Side, 8M Roof Radius, Painted	4
9.6.9 Skins - Water Cooler - 7M Roof Specific			
9	58-04719-09	Cover, Rear, 7M Roof Radius	1
10	68-15145-27	Cover, Side, 7M Roof Radius, Painted	4
9.6.10 Skins - Water Cooler - 6M Roof Specific			
9	58-04719-07	Cover, Rear, 6M Roof Radius	1
10	68-15145-24	Cover, Side, 6M Roof Radius, Painted	4
9.6.11 Skins - Water Cooler - 5M Roof Specific			
9	58-04719-08	Cover, Rear, 5M Roof Radius	1
10	68-15145-25	Cover, Side, 5M Roof Radius, Painted	4

9.7 Skins - Water Cooler - Connected Module



From BOM 77-01273-60/69

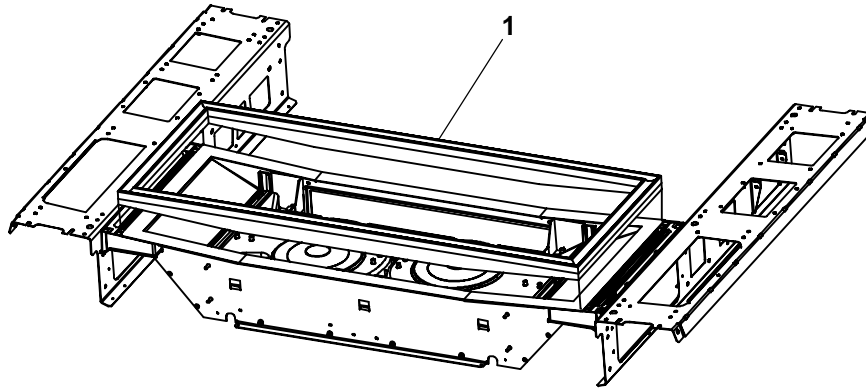
9.7.1 Skins - Water Cooler - Common Parts

Item	Part Number	Description	Qty
1	68-15168-00	Brace Assembly, Side Cover, Painted	2
2	34-60202-25	Screw, Pan Washer Head, Phillips, M6 x 25.00MM Long, SST	8
3	34-60202-16	Screw, Pan Washer Head, Phillips, M6 x 16.00MM Long, SST	4

9.7.2 Skins - Water Cooler - Flat Roof Specific			
Item	Part Number	Description	Qty
4	68-15145-20	Cover, Side, Flat, 18M & 16M Roof Radius, Painted	2
9.7.3 Skins - Water Cooler - 18M Roof Specific			
4	68-15145-20	Cover, Side, Flat, 18M & 16M Roof Radius, Painted	2
9.7.4 Skins - Water Cooler - 16M Roof Specific			
4	68-15145-20	Cover, Side, Flat, 18M & 16M Roof Radius, Painted	2
9.7.5 Skins - Water Cooler - 14M Roof Specific			
4	68-15145-21	Cover, Side, 14M Roof Radius, Painted	2
9.7.6 Skins - Water Cooler - 12M Roof Specific			
4	68-15145-22	Cover, Side, 12M & 10M Roof Radius, Painted	2
9.7.7 Skins - Water Cooler - 10M Roof Specific			
4	68-15145-22	Cover, Side, 12M & 10M Roof Radius, Painted	2
9.7.8 Skins - Water Cooler - 8M Roof Specific			
4	68-15145-23	Cover, Side, 8M Roof Radius, Painted	2
9.7.9 Skins - Water Cooler - 7M Roof Specific			
4	68-15145-27	Cover, Side, 7M Roof Radius, Painted	2
9.7.10 Skins - Water Cooler - 6M Roof Specific			
4	68-15145-24	Cover, Side, 6M Roof Radius, Painted	2
9.7.11 Skins - Water Cooler - 5M Roof Specific			
4	68-15145-25	Cover, Side, 5M Roof Radius, Painted	2

10 INNER GASKET KIT

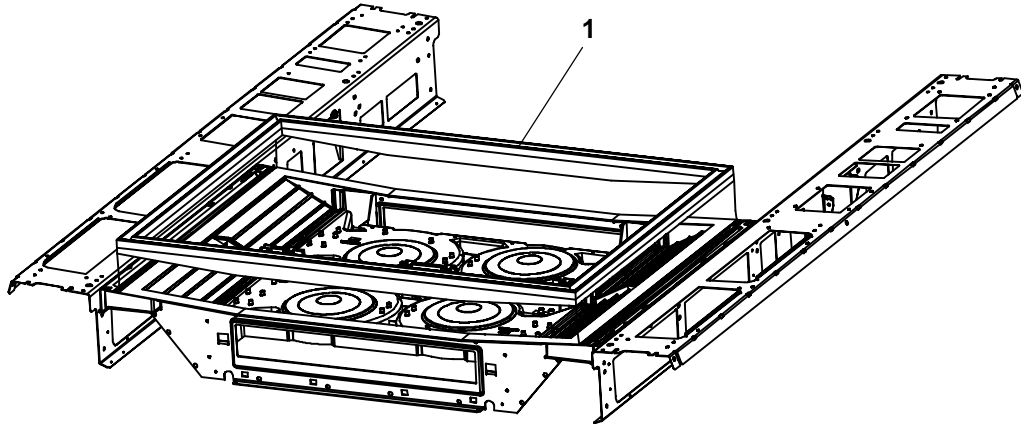
10.1 Gaskets - 8



From BOM 77-01259-00

Item	Part Number	Description	Qty
1	42-00639-00	Gasket Assembly, Flat Roof, Adhesive Backed (Single)	1
1	42-00639-18	Gasket Assembly, 18M Roof Radius, Adhesive Backed (Single)	1
1	42-00639-16	Gasket Assembly, 16M Roof Radius, Adhesive Backed (Single)	1
1	42-00639-14	Gasket Assembly, 14M Roof Radius, Adhesive Backed (Single)	1
1	42-00639-12	Gasket Assembly, 12M Roof Radius, Adhesive Backed (Single)	1
1	42-00639-10	Gasket Assembly, 10M Roof Radius, Adhesive Backed (Single)	1
1	42-00639-08	Gasket Assembly, 8M Roof Radius, Adhesive Backed (Single)	1
1	42-00639-06	Gasket Assembly, 7M Roof Radius, Adhesive Backed (Single)	1
1	42-00639-04	Gasket Assembly, 6M Roof Radius, Adhesive Backed (Single)	1
1	42-00639-02	Gasket Assembly, 5M Roof Radius, Adhesive Backed (Single)	1

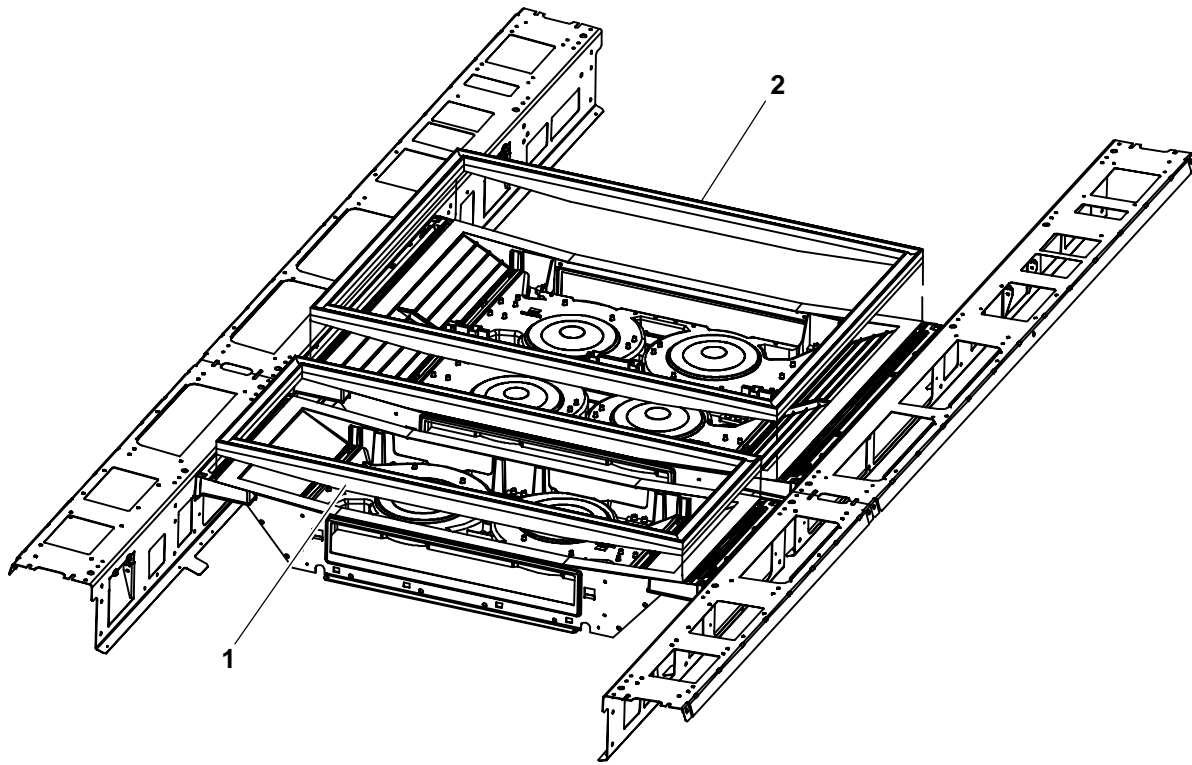
10.2 Gaskets - 16



From BOM 77-01259-10

Item	Part Number	Description	Qty
1	42-00639-01	Gasket Assembly, Flat Roof, Adhesive Backed (Extended)	1
1	42-00639-19	Gasket Assembly, 18M Roof Radius, Adhesive Backed (Extended)	1
1	42-00639-17	Gasket Assembly, 16M Roof Radius, Adhesive Backed (Extended)	1
1	42-00639-15	Gasket Assembly, 14M Roof Radius, Adhesive Backed (Extended)	1
1	42-00639-13	Gasket Assembly, 12M Roof Radius, Adhesive Backed (Extended)	1
1	42-00639-11	Gasket Assembly, 10M Roof Radius, Adhesive Backed (Extended)	1
1	42-00639-09	Gasket Assembly, 8M Roof Radius, Adhesive Backed (Extended)	1
1	42-00639-07	Gasket Assembly, 7M Roof Radius, Adhesive Backed (Extended)	1
1	42-00639-05	Gasket Assembly, 6M Roof Radius, Adhesive Backed (Extended)	1
1	42-00639-03	Gasket Assembly, 5M Roof Radius, Adhesive Backed (Extended)	1

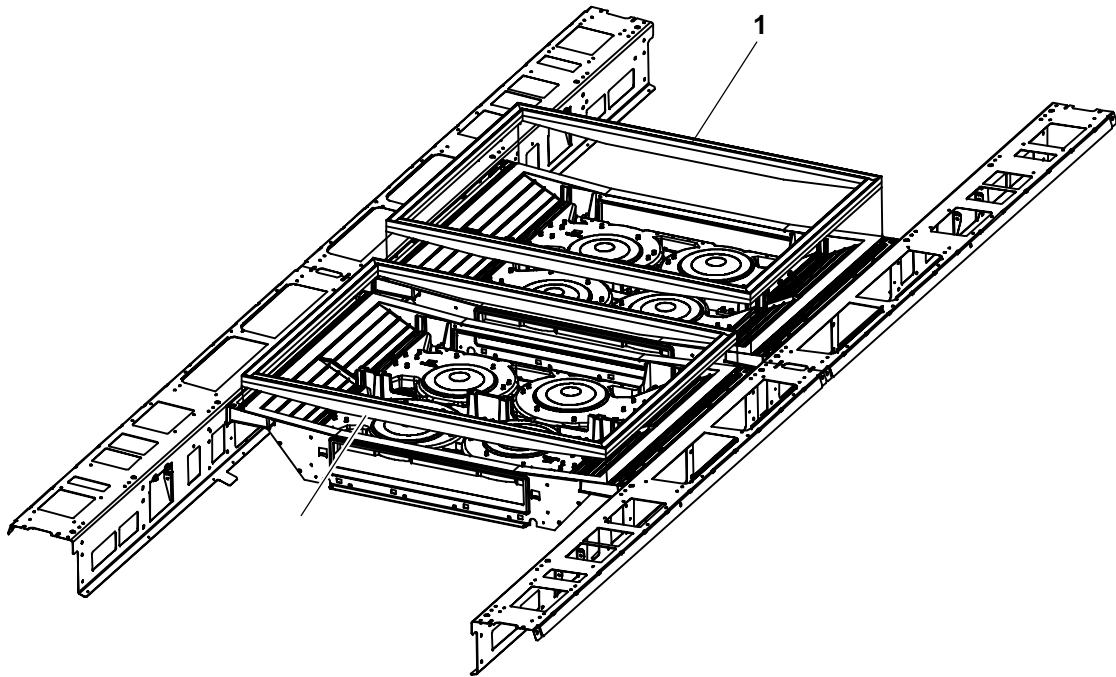
10.3 Gaskets - 24



From BOM 77-01259-20

Item	Part Number	Description	Qty
1	42-00639-00	Gasket Assembly, Flat Roof, Adhesive Backed (Single)	1
1	42-00639-18	Gasket Assembly, 18M Roof Radius, Adhesive Backed (Single)	1
1	42-00639-16	Gasket Assembly, 16M Roof Radius, Adhesive Backed (Single)	1
1	42-00639-14	Gasket Assembly, 14M Roof Radius, Adhesive Backed (Single)	1
1	42-00639-12	Gasket Assembly, 12M Roof Radius, Adhesive Backed (Single)	1
1	42-00639-10	Gasket Assembly, 10M Roof Radius, Adhesive Backed (Single)	1
1	42-00639-08	Gasket Assembly, 8M Roof Radius, Adhesive Backed (Single)	1
1	42-00639-06	Gasket Assembly, 7M Roof Radius, Adhesive Backed (Single)	1
1	42-00639-04	Gasket Assembly, 6M Roof Radius, Adhesive Backed (Single)	1
1	42-00639-02	Gasket Assembly, 5M Roof Radius, Adhesive Backed (Single)	1
2	42-00639-01	Gasket Assembly, Flat Roof, Adhesive Backed (Extended)	1
2	42-00639-19	Gasket Assembly, 18M Roof Radius, Adhesive Backed (Extended)	1
2	42-00639-17	Gasket Assembly, 16M Roof Radius, Adhesive Backed (Extended)	1
2	42-00639-15	Gasket Assembly, 14M Roof Radius, Adhesive Backed (Extended)	1
2	42-00639-13	Gasket Assembly, 12M Roof Radius, Adhesive Backed (Extended)	1
2	42-00639-11	Gasket Assembly, 10M Roof Radius, Adhesive Backed (Extended)	1
2	42-00639-09	Gasket Assembly, 8M Roof Radius, Adhesive Backed (Extended)	1
2	42-00639-07	Gasket Assembly, 7M Roof Radius, Adhesive Backed (Extended)	1
2	42-00639-05	Gasket Assembly, 6M Roof Radius, Adhesive Backed (Extended)	1
2	42-00639-03	Gasket Assembly, 5M Roof Radius, Adhesive Backed (Extended)	1

10.4 Gaskets - 32

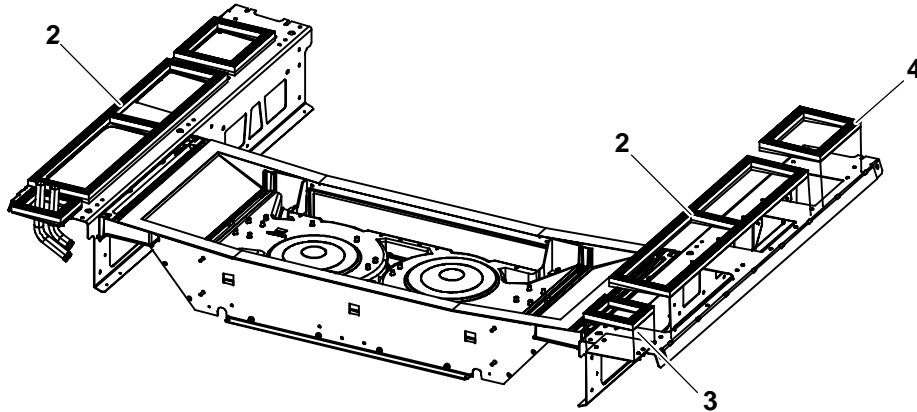


From BOM 77-01259-30

Item	Part Number	Description	Qty
1	42-00639-01	Gasket Assembly, Flat Roof, Adhesive Backed (Extended)	2
1	42-00639-19	Gasket Assembly, 18M Roof Radius, Adhesive Backed (Extended)	2
1	42-00639-17	Gasket Assembly, 16M Roof Radius, Adhesive Backed (Extended)	2
1	42-00639-15	Gasket Assembly, 14M Roof Radius, Adhesive Backed (Extended)	2
1	42-00639-13	Gasket Assembly, 12M Roof Radius, Adhesive Backed (Extended)	2
1	42-00639-11	Gasket Assembly, 10M Roof Radius, Adhesive Backed (Extended)	2
1	42-00639-09	Gasket Assembly, 8M Roof Radius, Adhesive Backed (Extended)	2
1	42-00639-07	Gasket Assembly, 7M Roof Radius, Adhesive Backed (Extended)	2
1	42-00639-05	Gasket Assembly, 6M Roof Radius, Adhesive Backed (Extended)	2
1	42-00639-03	Gasket Assembly, 5M Roof Radius, Adhesive Backed (Extended)	2

11 OUTER GASKET KIT

11.1 Gaskets - 8

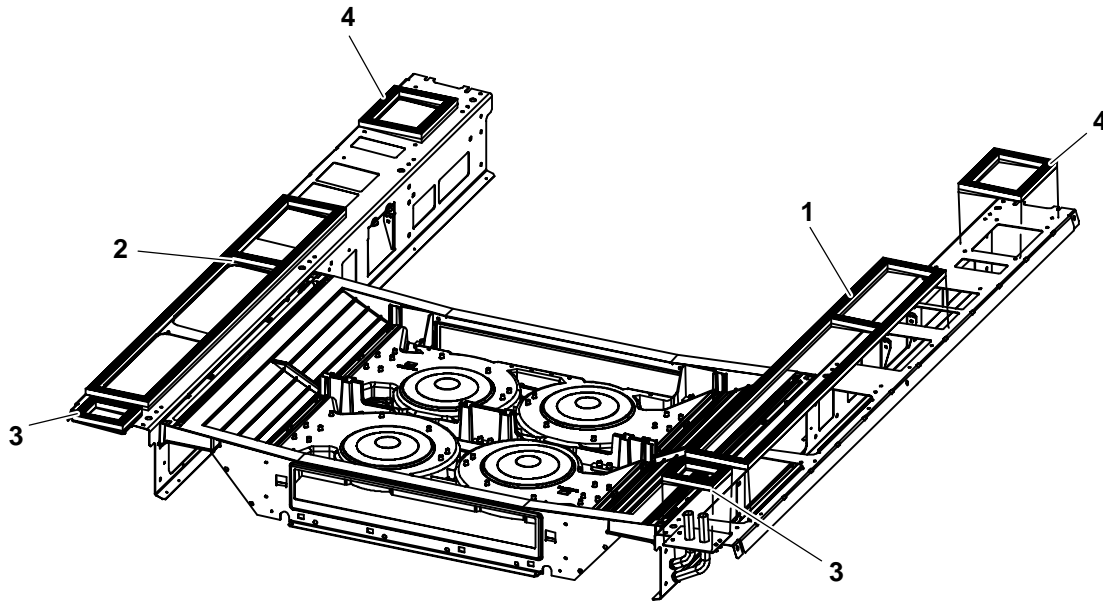


From BOM 77-01260-00

Item	Part Number	Description	Qty
11.1.1 Gasket Option 800 - Flat Roof Specific			
1	42-00687-00	Gasket Assembly, Flat Roof, Single, Adhesive Backed	1
2	42-00687-01	Gasket Assembly, Flat Roof, Single, Adhesive Backed	1
3	42-00658-00	Gasket Assembly, Heater Tube Opening, Flat Roof, Adhesive Backed	2
4	42-00658-19	Gasket Assembly, Electrical Opening, Flat Roof, Adhesive Backed	2

11.1.2 Gasket Option 818 - 18M Roof Specific			
Item	Part Number	Description	Qty
2	42-00687-12	Gasket Assembly, 18M Roof Radius, Single, Adhesive Backed	1
2	42-00687-13	Gasket Assembly, 18M Roof Radius, Single, Adhesive Backed	1
3	42-00647-00	Gasket, Heater Tube Opening, Adhesive Backed	2
4	42-00658-25	Gasket Assembly, Electrical Opening, 18M Roof Radius, Adhesive Backed	2
11.1.3 Gasket Option 816 - 16M & 14M Roof Specific			
2	42-00684-00	Gasket, Air Duct Opening, ,Single, Adhesive Backed	2
3	42-00647-00	Gasket, Heater Tube Opening, Adhesive Backed	2
4	42-00647-03	Gasket, Electrical Opening, Adhesive Backed	2
11.1.4 Gasket Option 812 - 12M & 10M Roof Specific			
2	42-00687-10	Gasket Assembly, 10M & 12M Roof Radius, Single, Adhesive Backed	1
2	42-00687-11	Gasket Assembly, 10M & 12M Roof Radius, Single, Adhesive Backed	1
3	42-00647-00	Gasket, Heater Tube Opening, Adhesive Backed	2
4	42-00658-24	Gasket Assembly, Electrical Opening, 10M & 12M Roof Radius, Adhesive Backed	2
11.1.5 Gasket Option 808 - 8M Roof Specific			
2	42-00687-08	Gasket Assembly, 8M Roof Radius, Single, Adhesive Backed	1
2	42-00687-09	Gasket Assembly, 8M Roof Radius, Single, Adhesive Backed	1
3	42-00658-04	Gasket Assembly, Heater Tube Opening, 8M Roof Radius, Adhesive Backed	2
4	42-00658-23	Gasket Assembly, Electrical Opening, 8M Roof Radius, Adhesive Backed	2
11.1.6 Gasket Option 807 - 7M Roof Specific			
2	42-00687-06	Gasket Assembly, 7M Roof Radius, Single, Adhesive Backed	1
2	42-00687-07	Gasket Assembly, 7M Roof Radius, Single, Adhesive Backed	1
3	42-00658-03	Gasket Assembly, Heater Tube Opening, 7M Roof Radius, Adhesive Backed	2
4	42-00658-22	Gasket Assembly, Electrical Opening, 7M Roof Radius, Adhesive Backed	2
11.1.7 Gasket Option 806 - 6M Roof Specific			
2	42-00687-04	Gasket Assembly, 6M Roof Radius, Single, Adhesive Backed	1
2	42-00687-05	Gasket Assembly, 6M Roof Radius, Single, Adhesive Backed	1
3	42-00658-02	Gasket Assembly, Heater Tube Opening, 6M Roof Radius, Adhesive Backed	2
4	42-00658-21	Gasket Assembly, Electrical Opening, 6M Roof Radius, Adhesive Backed	2
11.1.8 Gasket Option 805 - 5M Roof Specific			
2	42-00687-02	Gasket Assembly, 5M Roof Radius, Single, Adhesive Backed	1
2	42-00687-03	Gasket Assembly, 5M Roof Radius, Single, Adhesive Backed	1
3	42-00658-01	Gasket Assembly, Heater Tube Opening, 5M Roof Radius, Adhesive Backed	2
4	42-00658-20	Gasket Assembly, Electrical Opening, 5M Roof Radius, Adhesive Backed	2

11.2 Gaskets - 16

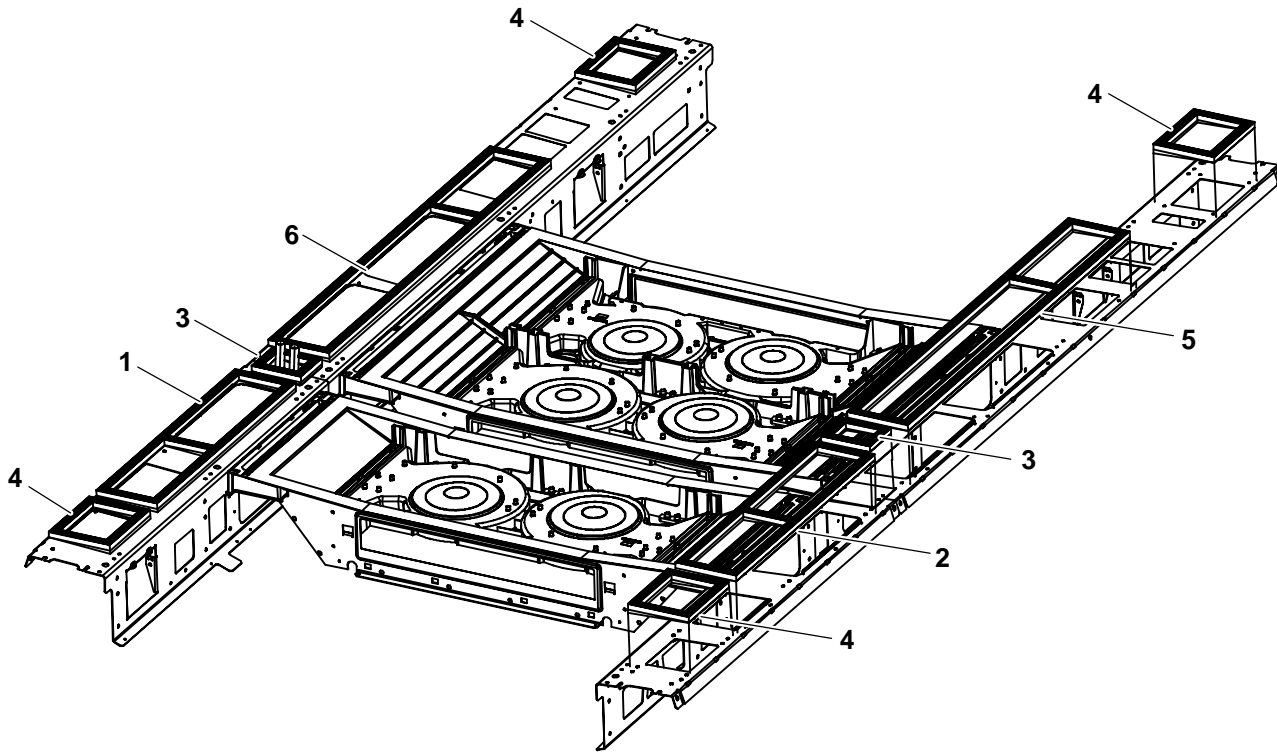


From BOM 77-01260-10

Item	Part Number	Description	Qty
11.2.1 Gasket Option 1600 - Flat Roof Specific			
1	42-00687-20	Gasket Assembly, Flat Roof, Extended, Adhesive Backed	1
2	42-00687-21	Gasket Assembly, Flat Roof, Extended, Adhesive Backed	1
3	42-00658-00	Gasket Assembly, Heater Tube Opening, Flat Roof, Adhesive Backed	2
4	42-00658-19	Gasket Assembly, Electrical Opening, Flat Roof, Adhesive Backed	2

11.2.2 Gasket Option 1618 - 18M Roof Specific			
Item	Part Number	Description	Qty
1	42-00687-32	Gasket Assembly, 18M Roof Radius, Extended, Adhesive Backed	1
2	42-00687-33	Gasket Assembly, 18M Roof Radius, Extended, Adhesive Backed	1
3	42-00647-00	Gasket, Heater Tube Opening, Adhesive Backed	2
4	42-00658-25	Gasket Assembly, Electrical Opening, 18M Roof Radius, Adhesive Backed	2
11.2.3 Gasket Option 1616 - 16M & 14M Roof Specific			
1	42-00684-01	Gasket, Air Duct Opening, ,Extended, Adhesive Backed	2
3	42-00647-00	Gasket, Heater Tube Opening, Adhesive Backed	2
4	42-00647-03	Gasket, Electrical Opening, Adhesive Backed	2
11.2.4 Gasket Option 1612 - 10M & 12M Roof Specific			
1	42-00687-30	Gasket Assembly, 10M & 12M Roof Radius, Extended, Adhesive Backed	1
2	42-00687-31	Gasket Assembly, 10M & 12M Roof Radius, Extended, Adhesive Backed	1
3	42-00647-00	Gasket, Heater Tube Opening, Adhesive Backed	2
4	42-00658-24	Gasket Assembly, Electrical Opening, 10M & 12M Roof Radius, Adhesive Backed	2
11.2.5 Gasket Option 1608 - 8M Roof Specific			
1	42-00687-28	Gasket Assembly, 8M Roof Radius, Extended, Adhesive Backed	1
2	42-00687-29	Gasket Assembly, 8M Roof Radius, Extended, Adhesive Backed	1
3	42-00658-04	Gasket Assembly, Heater Tube Opening, 8M Roof Radius, Adhesive Backed	2
4	42-00658-23	Gasket Assembly, Electrical Opening, 8M Roof Radius, Adhesive Backed	2
11.2.6 Gasket Option 1607 - 7M Roof Specific			
1	42-00687-26	Gasket Assembly, 7M Roof Radius, Extended, Adhesive Backed	1
2	42-00687-27	Gasket Assembly, 7M Roof Radius, Extended, Adhesive Backed	1
3	42-00658-03	Gasket Assembly, Heater Tube Opening, 7M Roof Radius, Adhesive Backed	2
4	42-00658-22	Gasket Assembly, Electrical Opening, 7M Roof Radius, Adhesive Backed	2
11.2.7 Gasket Option 1606 - 6M Roof Specific			
1	42-00687-24	Gasket Assembly, 6M Roof Radius, Extended, Adhesive Backed	1
2	42-00687-25	Gasket Assembly, 6M Roof Radius, Extended, Adhesive Backed	1
3	42-00658-02	Gasket Assembly, Heater Tube Opening, 6M Roof Radius, Adhesive Backed	2
4	42-00658-21	Gasket Assembly, Electrical Opening, 6M Roof Radius, Adhesive Backed	2
11.2.8 Gasket Option 1605 - 5M Roof Specific			
1	42-00687-22	Gasket Assembly, 5M Roof Radius, Extended, Adhesive Backed	1
2	42-00687-23	Gasket Assembly, 5M Roof Radius, Extended, Adhesive Backed	1
3	42-00658-01	Gasket Assembly, Heater Tube Opening, 5M Roof Radius, Adhesive Backed	2
4	42-00658-20	Gasket Assembly, Electrical Opening, 5M Roof Radius, Adhesive Backed	2

11.3 Gaskets - 24

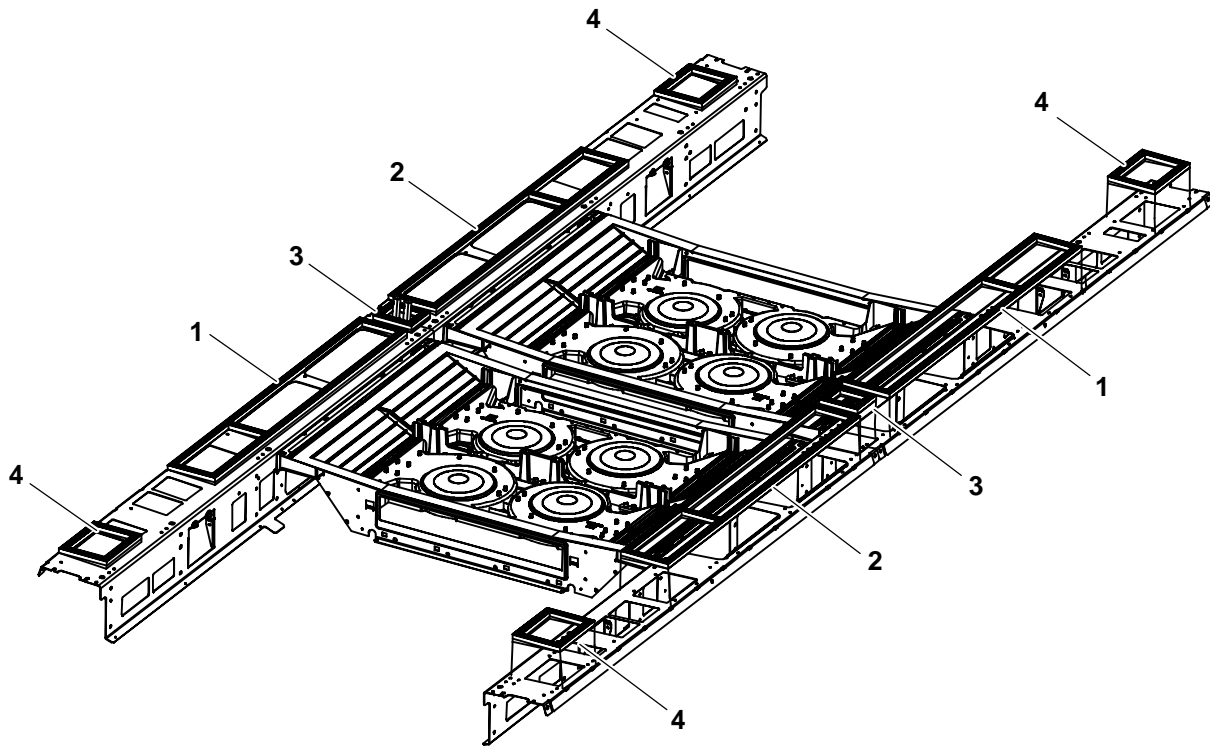


From BOM 77-01260-20

Item	Part Number	Description	Qty
11.3.1 Gasket Option 2400 - Flat Roof Specific			
1	42-00687-00	Gasket Assembly, Flat Roof, Single, Adhesive Backed	1
2	42-00687-01	Gasket Assembly, Flat Roof, Single, Adhesive Backed	1
3	42-00658-00	Gasket Assembly, Heater Tube Opening, Flat Roof, Adhesive Backed	2
4	42-00658-19	Gasket Assembly, Electrical Opening, Flat Roof, Adhesive Backed	4
5	42-00687-20	Gasket Assembly, Flat Roof, Extended, Adhesive Backed	1
6	42-00687-21	Gasket Assembly, Flat Roof, Extended, Adhesive Backed	1
11.3.2 Gasket Option 2418 - 18M Roof Specific			
1	42-00687-12	Gasket Assembly, 18M Roof Radius, Single, Adhesive Backed	1
2	42-00687-13	Gasket Assembly, 18M Roof Radius, Single, Adhesive Backed	1
3	42-00647-00	Gasket, Heater Tube Opening, Adhesive Backed	2
4	42-00658-25	Gasket Assembly, Electrical Opening, 18M Roof Radius, Adhesive Backed	4
5	42-00687-32	Gasket Assembly, 18M Roof Radius, Extended, Adhesive Backed	1
6	42-00687-33	Gasket Assembly, 18M Roof Radius, Extended, Adhesive Backed	1

11.3.3 Gasket Option 2416 - 16M & 14M Roof Specific			
Item	Part Number	Description	Qty
1	42-00684-00	Gasket, Air Duct Opening, ,Single, Adhesive Backed	2
3	42-00647-00	Gasket, Heater Tube Opening, Adhesive Backed	2
4	42-00647-03	Gasket, Electrical Opening, Adhesive Backed	4
5	42-00684-01	Gasket, Air Duct Opening, ,Extended, Adhesive Backed	2
11.3.4 Gasket Option 2412 - 10M & 12M Roof Specific			
1	42-00687-10	Gasket Assembly, 10M & 12M Roof Radius, Single, Adhesive Backed	1
2	42-00687-11	Gasket Assembly, 10M & 12M Roof Radius, Single, Adhesive Backed	1
3	42-00647-00	Gasket, Heater Tube Opening, Adhesive Backed	2
4	42-00658-24	Gasket Assembly, Electrical Opening, 10M & 12M Roof Radius, Adhesive Backed	4
5	42-00687-30	Gasket Assembly, 10M & 12M Roof Radius, Extended, Adhesive Backed	1
6	42-00687-31	Gasket Assembly, 10M & 12M Roof Radius, Extended, Adhesive Backed	1
11.3.5 Gasket Option 2408 - 8M Roof Specific			
1	42-00687-08	Gasket Assembly, 8M Roof Radius, Single, Adhesive Backed	1
2	42-00687-09	Gasket Assembly, 8M Roof Radius, Single, Adhesive Backed	1
3	42-00658-04	Gasket Assembly, Heater Tube Opening, 8M Roof Radius, Adhesive Backed	2
4	42-00658-23	Gasket Assembly, Electrical Opening, 8M Roof Radius, Adhesive Backed	4
5	42-00687-28	Gasket Assembly, 8M Roof Radius, Extended, Adhesive Backed	1
6	42-00687-29	Gasket Assembly, 8M Roof Radius, Extended, Adhesive Backed	1
11.3.6 Gasket Option 2407 - 7M Roof Specific			
1	42-00687-06	Gasket Assembly, 7M Roof Radius, Single, Adhesive Backed	1
2	42-00687-07	Gasket Assembly, 7M Roof Radius, Single, Adhesive Backed	1
3	42-00658-03	Gasket Assembly, Heater Tube Opening, 7M Roof Radius, Adhesive Backed	2
4	42-00658-22	Gasket Assembly, Electrical Opening, 7M Roof Radius, Adhesive Backed	4
5	42-00687-26	Gasket Assembly, 7M Roof Radius, Extended, Adhesive Backed	1
6	42-00687-27	Gasket Assembly, 7M Roof Radius, Extended, Adhesive Backed	1
11.3.7 Gasket Option 2406 - 6M Roof Specific			
1	42-00687-04	Gasket Assembly, 6M Roof Radius, Single, Adhesive Backed	1
2	42-00687-05	Gasket Assembly, 6M Roof Radius, Single, Adhesive Backed	1
3	42-00658-02	Gasket Assembly, Heater Tube Opening, 6M Roof Radius, Adhesive Backed	2
4	42-00658-21	Gasket Assembly, Electrical Opening, 6M Roof Radius, Adhesive Backed	4
5	42-00687-24	Gasket Assembly, 6M Roof Radius, Extended, Adhesive Backed	1
6	42-00687-25	Gasket Assembly, 6M Roof Radius, Extended, Adhesive Backed	1
11.3.8 Gasket Option 2405 - 5M Roof Specific			
1	42-00687-02	Gasket Assembly, 5M Roof Radius, Single, Adhesive Backed	1
2	42-00687-03	Gasket Assembly, 5M Roof Radius, Single, Adhesive Backed	1
3	42-00658-01	Gasket Assembly, Heater Tube Opening, 5M Roof Radius, Adhesive Backed	2
4	42-00658-20	Gasket Assembly, Electrical Opening, 5M Roof Radius, Adhesive Backed	4
5	42-00687-22	Gasket Assembly, 5M Roof Radius, Extended, Adhesive Backed	1
6	42-00687-23	Gasket Assembly, 5M Roof Radius, Extended, Adhesive Backed	1

11.4 Gaskets - 32

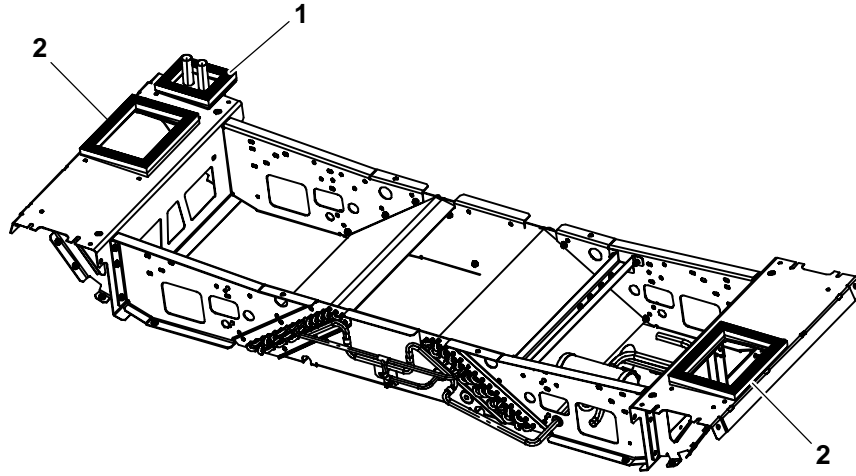


From BOM 77-01260-30

Item	Part Number	Description	Qty
11.4.1 Gasket Option 3200 - Flat Roof Specific			
1	42-00687-20	Gasket Assembly, Flat Roof, Extended, Adhesive Backed	2
2	42-00687-21	Gasket Assembly, Flat Roof, Extended, Adhesive Backed	2
3	42-00658-00	Gasket Assembly, Heater Tube Opening, Flat Roof, Adhesive Backed	2
4	42-00658-19	Gasket Assembly, Electrical Opening, Flat Roof, Adhesive Backed	4

11.4.2 Gasket Option 3218 - 18M Roof Specific			
Item	Part Number	Description	Qty
1	42-00687-32	Gasket Assembly, 18M Roof Radius, Extended, Adhesive Backed	2
2	42-00687-33	Gasket Assembly, 18M Roof Radius, Extended, Adhesive Backed	2
3	42-00647-00	Gasket, Heater Tube Opening, Adhesive Backed	2
4	42-00658-25	Gasket Assembly, Electrical Opening, 18M Roof Radius, Adhesive Backed	4
11.4.3 Gasket Option 3216 - 16M & 14M Roof Specific			
1	42-00684-01	Gasket, Air Duct Opening, ,Extended, Adhesive Backed	4
3	42-00647-00	Gasket, Heater Tube Opening, Adhesive Backed	2
4	42-00647-03	Gasket, Electrical Opening, Adhesive Backed	4
11.4.4 Gasket Option 3212 - 10M & 12M Roof Specific			
1	42-00687-30	Gasket Assembly, 10M & 12M Roof Radius, Extended, Adhesive Backed	2
2	42-00687-31	Gasket Assembly, 10M & 12M Roof Radius, Extended, Adhesive Backed	2
3	42-00647-00	Gasket, Heater Tube Opening, Adhesive Backed	2
4	42-00658-24	Gasket Assembly, Electrical Opening, 10M & 12M Roof Radius, Adhesive Backed	4
11.4.5 Gasket Option 3208 - 8M Roof Specific			
1	42-00687-28	Gasket Assembly, 8M Roof Radius, Extended, Adhesive Backed	2
2	42-00687-29	Gasket Assembly, 8M Roof Radius, Extended, Adhesive Backed	2
3	42-00658-04	Gasket Assembly, Heater Tube Opening, 8M Roof Radius, Adhesive Backed	2
4	42-00658-23	Gasket Assembly, Electrical Opening, 8M Roof Radius, Adhesive Backed	4
11.4.6 Gasket Option 3207 - 7M Roof Specific			
1	42-00687-26	Gasket Assembly, 7M Roof Radius, Extended, Adhesive Backed	2
2	42-00687-27	Gasket Assembly, 7M Roof Radius, Extended, Adhesive Backed	2
3	42-00658-03	Gasket Assembly, Heater Tube Opening, 7M Roof Radius, Adhesive Backed	2
4	42-00658-22	Gasket Assembly, Electrical Opening, 7M Roof Radius, Adhesive Backed	4
11.4.7 Gasket Option 3206 - 6M Roof Specific			
1	42-00687-24	Gasket Assembly, 6M Roof Radius, Extended, Adhesive Backed	2
2	42-00687-25	Gasket Assembly, 6M Roof Radius, Extended, Adhesive Backed	2
3	42-00658-02	Gasket Assembly, Heater Tube Opening, 6M Roof Radius, Adhesive Backed	2
4	42-00658-21	Gasket Assembly, Electrical Opening, 6M Roof Radius, Adhesive Backed	4
11.4.8 Gasket Option 3205- 5M Roof Specific			
1	42-00687-22	Gasket Assembly, 5M Roof Radius, Extended, Adhesive Backed	2
2	42-00687-23	Gasket Assembly, 5M Roof Radius, Extended, Adhesive Backed	2
3	42-00658-01	Gasket Assembly, Heater Tube Opening, 5M Roof Radius, Adhesive Backed	2
4	42-00658-20	Gasket Assembly, Electrical Opening, 5M Roof Radius, Adhesive Backed	4

11.5 Gaskets - 5 - Water Cooler



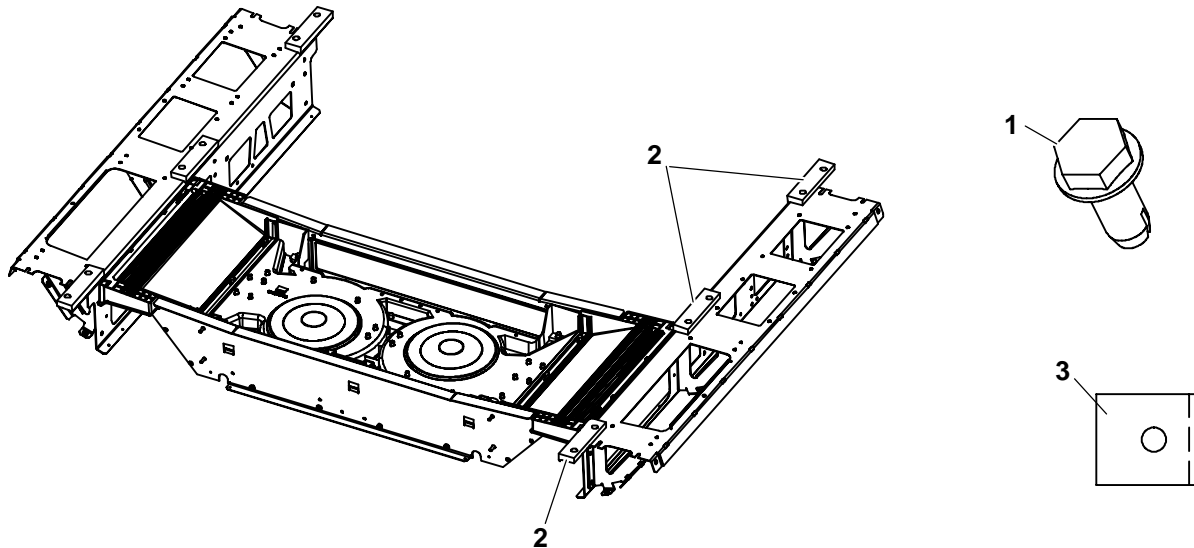
From BOM 77-01260-40/49

Item	Part Number	Description	Qty
11.5.1 Gasket Option 500 - Flat Roof Specific			
1	42-00658-00	Gasket Assembly, Heater Tube Opening, Flat Roof, Adhesive Backed	1
2	42-00658-19	Gasket Assembly, Electrical Opening, Flat Roof, Adhesive Backed	2

11.5.2 Gasket Option 518 - 18M Roof Specific			
Item	Part Number	Description	Qty
1	42-00647-00	Gasket Assembly, Heater Tube Opening, Adhesive Backed	2
2	42-00658-25	Gasket Assembly, Electrical Opening, 18M Roof Radius, Adhesive Backed	2
11.5.3 Gasket Option 516 - 16M & 14M Roof Specific			
1	42-00647-00	Gasket Assembly, Heater Tube Opening, Adhesive Backed	2
2	42-00647-03	Gasket Assembly, Electrical Opening, 16M & 14M Roof Radius, Adhesive Backed	2
11.5.4 Gasket Option 512 - 12M & 10M Roof Specific			
1	42-00647-00	Gasket Assembly, Heater Tube Opening, Adhesive Backed	2
2	42-00658-24	Gasket Assembly, Electrical Opening, 10M & 12M Roof Radius, Adhesive Backed	2
11.5.5 Gasket Option 508 - 8M Roof Specific			
1	42-00658-04	Gasket Assembly, Heater Tube Opening, 8M Roof Radius, Adhesive Backed	2
2	42-00658-23	Gasket Assembly, Electrical Opening, 8M Roof Radius, Adhesive Backed	2
11.5.6 Gasket Option 507 - 7M Roof Specific			
1	42-00658-03	Gasket Assembly, Heater Tube Opening, 7M Roof Radius, Adhesive Backed	2
2	42-00658-22	Gasket Assembly, Electrical Opening, 7M Roof Radius, Adhesive Backed	2
11.5.7 Gasket Option 506 - 6M Roof Specific			
1	42-00658-02	Gasket Assembly, Heater Tube Opening, 6M Roof Radius, Adhesive Backed	2
2	42-00658-21	Gasket Assembly, Electrical Opening, 6M Roof Radius, Adhesive Backed	2
11.5.8 Gasket Option 505 - 5M Roof Specific			
1	42-00658-01	Gasket Assembly, Heater Tube Opening, 5M Roof Radius, Adhesive Backed	2
2	42-00658-20	Gasket Assembly, Electrical Opening, 5M Roof Radius, Adhesive Backed	2

12 SPACER KITS

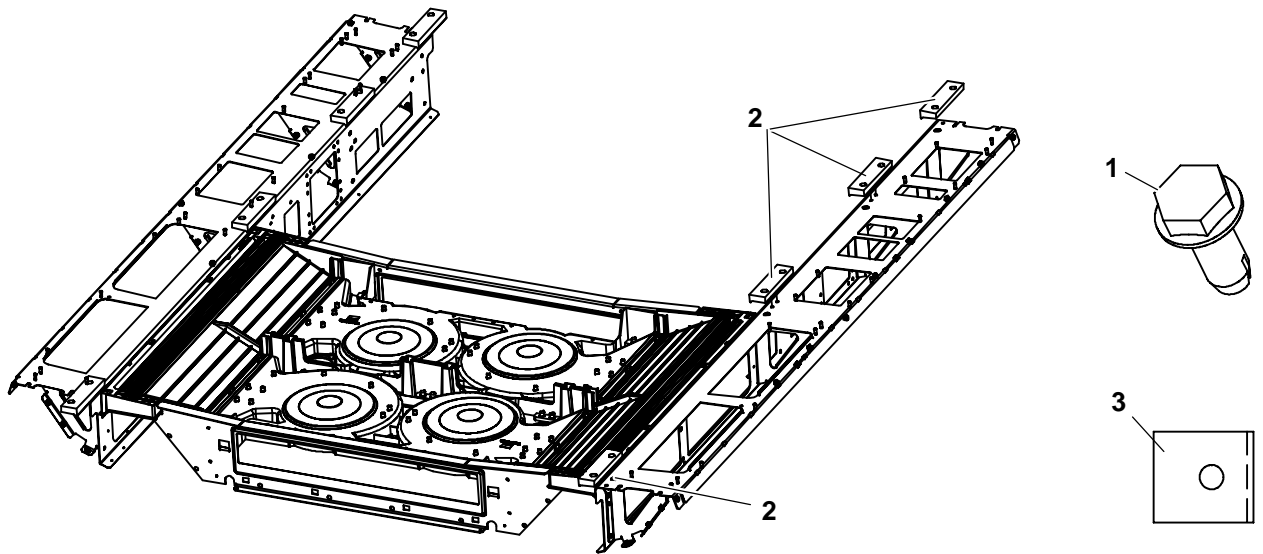
12.1 Spacer - 8



From BOM 77-01267-00

Item	Part Number	Description	Qty
12.1.1 Spacer - Common Parts			
1	34-06308-07	Screw, Hex Washer, Thread Tapping, Type "D", M5 x 7MM Long, Zinc	8
12.1.2 Spacer Option 800 - Flat Roof Specific			
2	68-15326-00	Spacer, Bottom, Flat Roof	6
3	68-15208-00	Spacer, Top, Flat Roof	6
12.1.3 Spacer Option 818 - 18M & 16M Roof Specific			
2	68-15326-16	Spacer, Bottom, 18M & 16M Roof Radius	6
3	68-15208-16	Spacer, Top, 18M & 16M Roof Radius	6
12.1.4 Spacer Option 814 - 14M & 12M Roof Specific			
2	68-15326-12	Spacer, Bottom, 14M & 12M Roof Radius	6
3	68-15208-12	Spacer, Top, 14M, 12M & 10M Roof Radius	6
12.1.5 Spacer Option 810 - 10M Roof Specific			
2	68-15326-10	Spacer, Bottom, 10M Roof Radius	6
3	68-15208-12	Spacer, Top, 14M, 12M & 10M Roof Radius	6
12.1.6 Spacer Option 808 - 8M Roof Specific			
2	68-15326-08	Spacer, Bottom, 8M Roof Radius	6
3	68-15208-08	Spacer, Top, 8M & 7M Roof Radius	6
12.1.7 Spacer Option 807 - 7M Roof Specific			
2	68-15326-07	Spacer, Bottom, 7M Roof Radius	6
2	68-15208-08	Spacer, Top, 8M & 7M Roof Radius	6
12.1.8 Spacer Option 806 - 6M Roof Specific			
2	68-15326-06	Spacer, Bottom, 6M Roof Radius	6
3	68-15208-05	Spacer, Top, 6M & 5M Roof Radius	6
12.1.9 Spacer Option 805 - 5M Roof Specific			
2	68-15326-05	Spacer, Bottom, 5M Roof Radius	6
3	68-15208-05	Spacer, Top, 6M & 5M Roof Radius	6

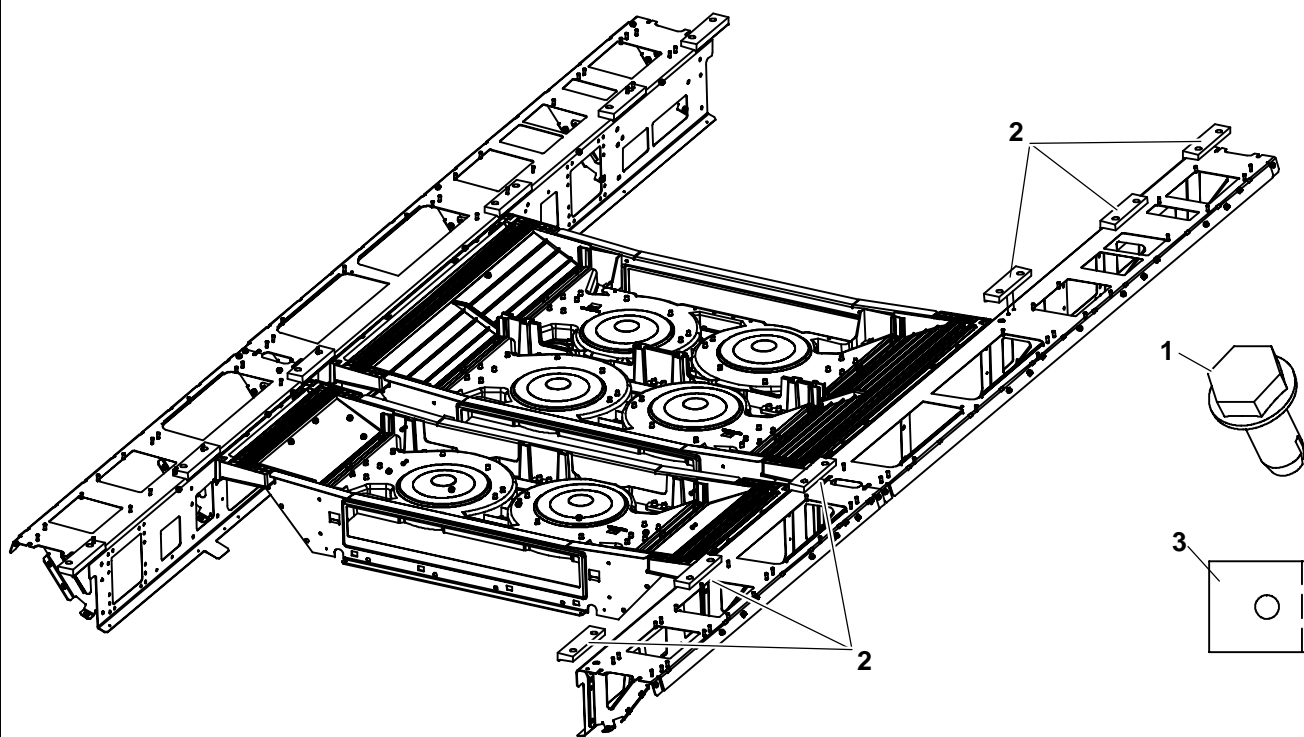
12.2 Spacer - 16



From BOM 77-01267-10

Item	Part Number	Description	Qty
12.2.1 Spacer - Common Parts			
1	34-06308-07	Screw, Hex Washer, Thread Tapping, Type "D", M5 x 7MM Long, Zinc	12
12.2.2 Spacer Option 1600 - Flat Roof Specific			
2	68-15326-00	Spacer, Bottom, Flat Roof	8
3	68-15208-00	Spacer, Top, Flat Roof	8
12.2.3 Spacer Option 1618 - 18M & 16M Roof Specific			
2	68-15326-16	Spacer, Bottom, 18M & 16M Roof Radius	8
3	68-15208-16	Spacer, Top, 18M & 16M Roof Radius	8
12.2.4 Spacer Option 1614 - 14M & 12M Roof Specific			
2	68-15326-12	Spacer, Bottom, 14M & 12M Roof Radius	8
3	68-15208-12	Spacer, Top, 14M, 12M & 10M Roof Radius	8
12.2.5 Spacer Option 1610 - 10M Roof Specific			
2	68-15326-10	Spacer, Bottom, 10M Roof Radius	8
3	68-15208-12	Spacer, Top, 14M, 12M & 10M Roof Radius	8
12.2.6 Spacer Option 1608 - 8M Roof Specific			
2	68-15326-08	Spacer, Bottom, 8M Roof Radius	8
3	68-15208-08	Spacer, Top, 8M & 7M Roof Radius	8
12.2.7 Spacer Option 1607 - 7M Roof Specific			
2	68-15326-07	Spacer, Bottom, 7M Roof Radius	8
3	68-15208-08	Spacer, Top, 8M & 7M Roof Radius	8
12.2.8 Spacer Option 1606 - 6M Roof Specific			
2	68-15326-06	Spacer, Bottom, 6M Roof Radius	8
3	68-15208-05	Spacer, Top, 6M & 5M Roof Radius	8
12.2.9 Spacer Option 1605 - 5M Roof Specific			
2	68-15326-05	Spacer, Bottom, 5M Roof Radius	8
3	68-15208-05	Spacer, Top, 6M & 5M Roof Radius	8

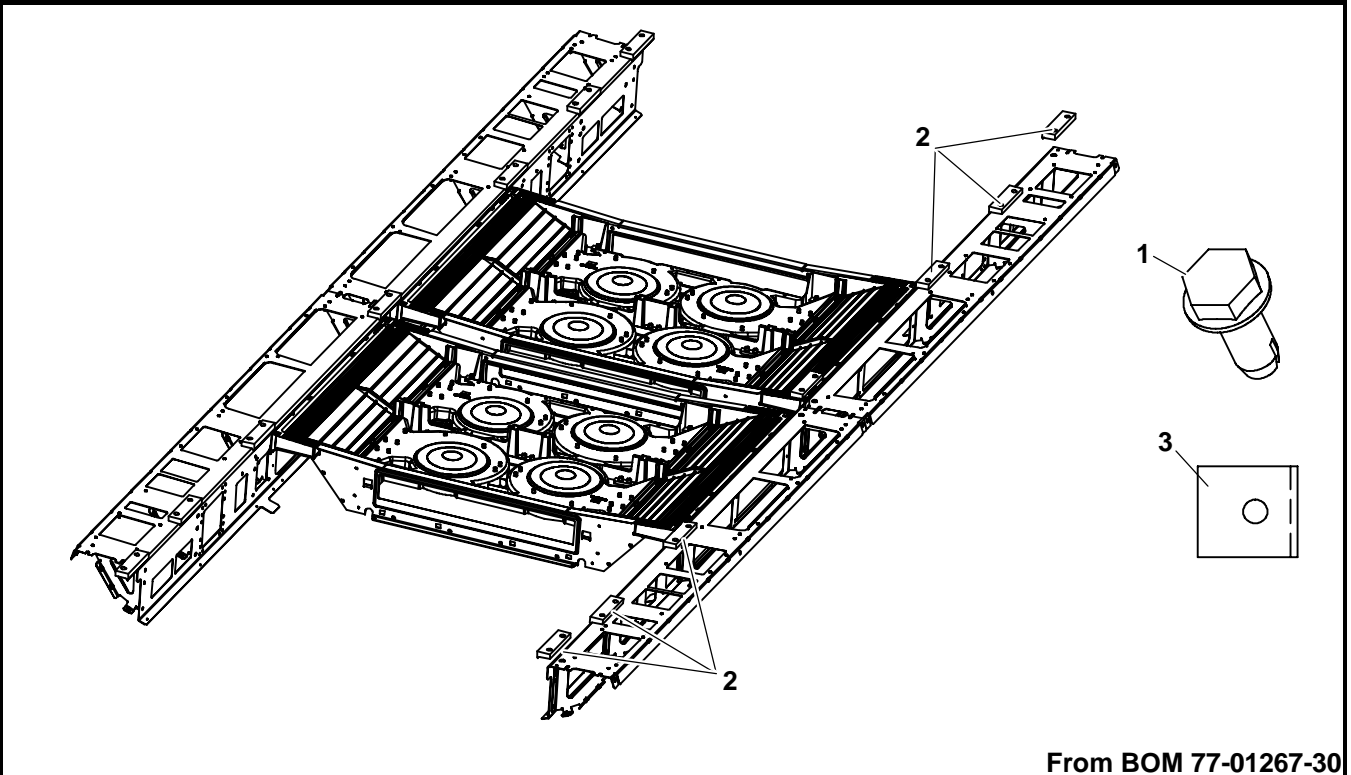
12.3 Spacer - 24



From BOM 77-01267-20

Item	Part Number	Description	Qty
12.3.1 Spacer - Common Parts			
1	34-06308-07	Screw, Hex Washer, Thread Tapping, Type "D", M5 x 7MM Long, Zinc	20
12.3.2 Spacer Option 2400 - Flat Roof Specific			
2	68-15326-00	Spacer, Bottom, Flat Roof	12
3	68-15208-00	Spacer, Top, Flat Roof	14
12.3.3 Spacer Option 2418 - 18M & 16M Roof Specific			
2	68-15326-16	Spacer, Bottom, 18M & 16M Roof Radius	12
3	68-15208-16	Spacer, Top, 18M & 16M Roof Radius	14
12.3.4 Spacer Option 2414 - 14M & 12M Roof Specific			
2	68-15326-12	Spacer, Bottom, 14M & 12M Roof Radius	12
3	68-15208-12	Spacer, Top, 14M, 12M & 10M Roof Radius	14
12.3.5 Spacer Option 2410 - 10M Roof Specific			
2	68-15326-10	Spacer, Bottom, 10M Roof Radius	12
3	68-15208-12	Spacer, Top, 14M, 12M & 10M Roof Radius	14
12.3.6 Spacer Option 2408 - 8M Roof Specific			
2	68-15326-08	Spacer, Bottom, 8M Roof Radius	12
3	68-15208-08	Spacer, Top, 8M & 7M Roof Radius	14
12.3.7 Spacer Option 2407 - 7M Roof Specific			
2	68-15326-07	Spacer, Bottom, 7M Roof Radius	12
3	68-15208-08	Spacer, Top, 8M & 7M Roof Radius	14
12.3.8 Spacer Option 2406 - 6M Roof Specific			
2	68-15326-06	Spacer, Bottom, 6M Roof Radius	12
3	68-15208-05	Spacer, Top, 6M & 5M Roof Radius	14
12.3.9 Spacer Option 2405 - 5M Roof Specific			
2	68-15326-05	Spacer, Bottom, 5M Roof Radius	12
3	68-15208-05	Spacer, Top, 6M & 5M Roof Radius	14

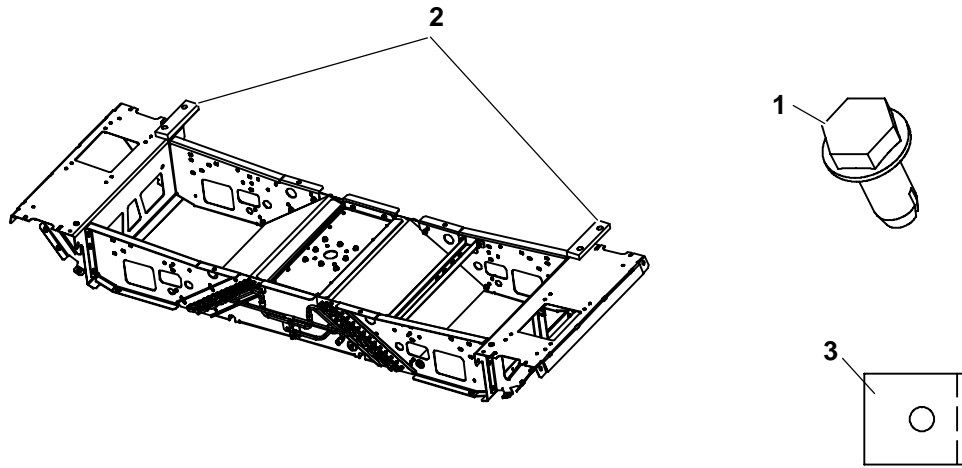
12.4 Spacer - 32



From BOM 77-01267-30

Item	Part Number	Description	Qty
12.4.1 Spacer - Common Parts			
1	34-06308-07	Screw, Hex Washer, Thread Tapping, Type "D", M5 x 7MM Long, Zinc	24
12.4.2 Spacer Option 3200 - Flat Roof Specific			
2	68-15326-00	Spacer, Bottom, Flat Roof	14
3	68-15208-00	Spacer, Top, Flat Roof	16
12.4.3 Spacer Option 3218 - 18M & 16M Roof Specific			
2	68-15326-16	Spacer, Bottom, 18M & 16M Roof Radius	14
3	68-15208-16	Spacer, Top, 18M & 16M Roof Radius	16
12.4.4 Spacer Option 3214 - 14M & 12M Roof Specific			
2	68-15326-12	Spacer, Bottom, 14M & 12M Roof Radius	14
3	68-15208-12	Spacer, Top, 14M, 12M & 10M Roof Radius	16
12.4.5 Spacer Option 3210 - 10M Roof Specific			
2	68-15326-10	Spacer, Bottom, 10M Roof Radius	14
3	68-15208-12	Spacer, Top, 14M, 12M & 10M Roof Radius	16
12.4.6 Spacer Option 3208 - 8M Roof Specific			
2	68-15326-08	Spacer, Bottom, 8M Roof Radius	14
3	68-15208-08	Spacer, Top, 8M & 7M Roof Radius	16
12.4.7 Spacer Option 3207 - 7M Roof Specific			
2	68-15326-07	Spacer, Bottom, 7M Roof Radius	14
3	68-15208-08	Spacer, Top, 8M & 7M Roof Radius	16
12.4.8 Spacer Option 3206 - 6M Roof Specific			
2	68-15326-06	Spacer, Bottom, 6M Roof Radius	14
3	68-15208-05	Spacer, Top, 6M & 5M Roof Radius	16
12.4.9 Spacer Option 3205 - 5M Roof Specific			
2	68-15326-05	Spacer, Bottom, 5M Roof Radius	14
3	68-15208-05	Spacer, Top, 6M & 5M Roof Radius	16

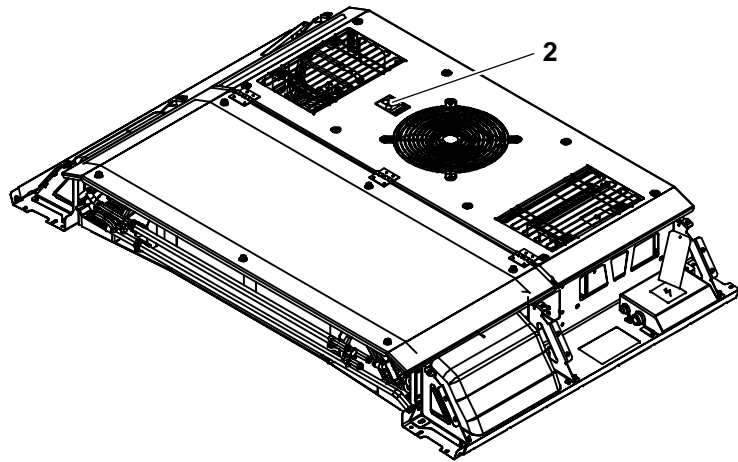
12.5 Spacer - 5 - Water Cooler Seperate/Connected Module



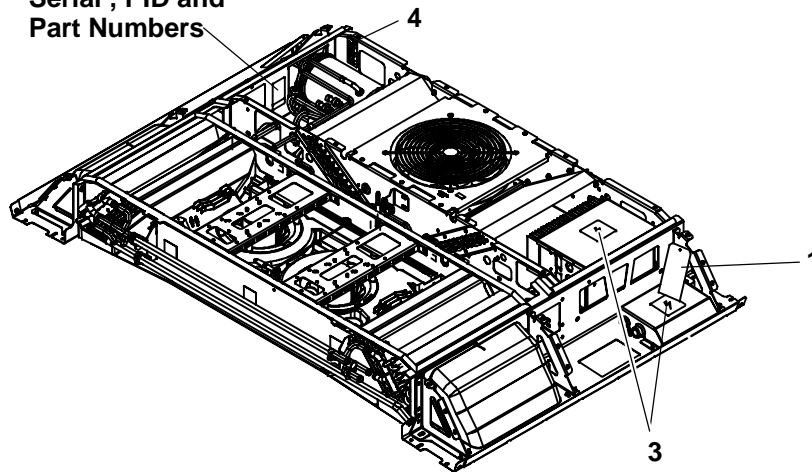
From BOM 77-01267-50/57

Item	Part Number	Description	Qty
12.5.1 Spacer - Common Parts			
1	34-06308-07	Screw, Hex Washer, Thread Tapping, Type "D", M5 x 7MM Long, Zinc	2
12.5.2 Spacer Option 800 - Flat Roof Specific			
2	68-15326-00	Spacer, Bottom, Flat Roof	2
3	68-15208-00	Spacer, Top, Flat Roof	2
12.5.3 Spacer Option 818 - 18M & 16M Roof Specific			
2	68-15326-16	Spacer, Bottom, 18M & 16M Roof Radius	2
3	68-15208-16	Spacer, Top, 18M & 16M Roof Radius	2
12.5.4 Spacer Option 814 - 14M & 12M Roof Specific			
2	68-15326-12	Spacer, Bottom, 14M & 12M Roof Radius	2
3	68-15208-12	Spacer, Top, 14M, 12M & 10M Roof Radius	2
12.5.5 Spacer Option 810 - 10M Roof Specific			
2	68-15326-10	Spacer, Bottom, 10M Roof Radius	2
3	68-15208-12	Spacer, Top, 14M, 12M & 10M Roof Radius	2
12.5.6 Spacer Option 808 - 8M Roof Specific			
2	68-15326-08	Spacer, Bottom, 8M Roof Radius	2
3	68-15208-08	Spacer, Top, 8M & 7M Roof Radius	2
12.5.7 Spacer Option 807 - 7M Roof Specific			
2	68-15326-07	Spacer, Bottom, 7M Roof Radius	2
2	68-15208-08	Spacer, Top, 8M & 7M Roof Radius	2
12.5.8 Spacer Option 806 - 6M Roof Specific			
2	68-15326-06	Spacer, Bottom, 6M Roof Radius	2
3	68-15208-05	Spacer, Top, 6M & 5M Roof Radius	2
12.5.9 Spacer Option 805 - 5M Roof Specific			
2	68-15326-05	Spacer, Bottom, 5M Roof Radius	2
3	68-15208-05	Spacer, Top, 6M & 5M Roof Radius	2

Standard Shown - Typical



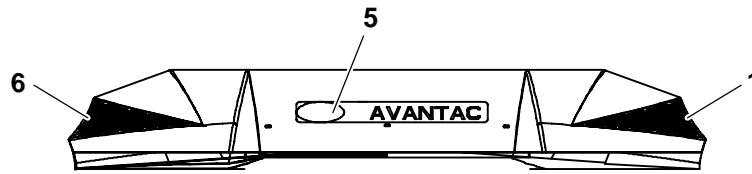
Serial , PID and Part Numbers



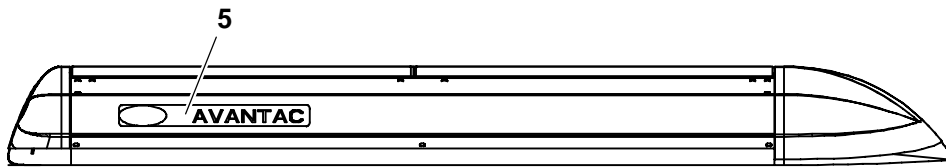
From BOM 77-01174-00

Item	Part Number	Description	Qty
1	62-11129-00	Tag, Warning, Rigging Guide	2
2	62-02895-00	Decal, Warning, Fan Blades	1
3	62-02138-00	Decal, Warning, High Voltage	2
4	62-62039-00	Decal, Charge Only With R-134a	1

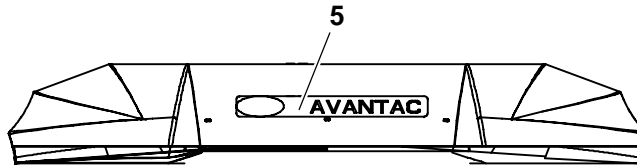
13 DECALS - (Continued)



Front



Sides



Rear

From BOM 77-67019-02

Item	Part Number	Description	Qty
5	62-11128-00	Decal, Logo, Carrier - AvantAC	4
6	62-11136-00	Decal, Eyebrow Left, Front Spoiler	1
7	62-11136-01	Decal, Eyebrow Right, Front Spoiler	1

PART NUMBER INDEX

PART NO.	PAGE NO.	PART NO.	PAGE NO.	PART NO.	PAGE NO.
02-00035-00	43, 47, 51, 59	12-00619-00	41, 45, 49, 53, 57	22-01585-03	49, 53, 61, 62, 63, 65, 67, 74, 75, 76, 77, 91
02-00068-00	27, 29	12-00635-00	3, 7		
02-00092-00	13, 21	12-00642-00	39	22-01689-14	60, 62, 65, 67
02-00094-00	13, 21	14-00232-16	11, 19, 37	22-01696-01	57
02-00095-00	13, 21, 27, 29	14-00351-00	5, 7	22-01768-01	77
02-00295-00	17	14-01032-00	3, 21	22-01777-03	57
02-00295-01	17	18-10130-00	3, 7	22-02319-00	61, 63, 81, 83, 85, 87, 89, 90
04-00064-00	5, 9	22-00119-04	60, 62, 65, 67	22-02319-05	61, 63, 68, 69, 70, 71, 72, 92
04-00065-00	99	22-01173-02	43, 47, 51, 64, 66, 85, 87, 89, 93	22-02319-09	61, 63, 90
08-00294-00	25	22-01173-07	65, 67	22-02392-00	41, 45, 49, 53, 57, 61, 62, 63, 65, 67, 68, 69, 70, 71, 73, 75, 76, 77, 81, 83, 94
08-00298-00	3	22-01173-10	43, 47, 51, 64, 66, 93		
08-00298-01	3, 25	22-01173-20	85, 87, 89		
08-00299-00	7	22-01196-13	81, 83		
08-00299-01	7	22-01196-32	85, 87, 89, 90, 93	22-02392-02	49, 53, 61, 62, 63, 65, 67, 68, 69, 70, 71, 73, 74, 75, 76, 77, 79
08-00300-00	11	22-01196-33	93		
08-00300-01	11	22-01258-01	65, 67		
08-00301-00	19	22-01502-00	65, 67		
08-00301-01	19	22-01551-00F50	43, 47, 51, 65, 67	22-02393-00	5, 9, 81, 83
08-00313-00	37	22-01566-00	81, 83, 99	22-02393-01	41, 45, 49, 53, 57, 61, 62, 65, 67, 68, 69, 70, 71, 73, 74, 75, 76, 77, 79
10-00286-08	90	22-01566-01	41, 43, 45, 47, 49, 51, 53, 57, 61, 62, 65, 67, 68, 69, 70, 71, 73, 74, 75, 76, 77, 85, 87, 89, 91		
10-00286-13	85, 87, 89			22-02394-00	74, 75, 76, 79, 85, 87, 89
10-00465-00	43, 47, 51, 64, 66			22-02394-01	5, 9, 81, 83
10-00466-00	90, 92, 93			22-02394-02	41, 43, 45, 47, 49, 51, 53, 57, 65, 67, 77, 99
10-00468-00	85, 87, 89, 90				
10-01129-01	81, 83				
10-01129-20	81, 83				
12-00299-14	5, 9	22-01585-00	51, 65, 67		
12-00305-07	5, 7	22-01585-00SV	5, 9, 43, 45, 47, 49, 61, 62, 63, 65, 67, 76, 81, 83		
12-00352-00	5, 7				
12-00495-02SV	41, 45, 49, 53, 57				
12-00566-03	57	22-01585-00SV	41, 53, 57, 68, 69, 70, 71, 73, 75, 77		
12-00617-00	81, 83				
12-00618-00	41, 45, 49, 53, 57				

PART NUMBER INDEX

PART NO.	PAGE NO.	PART NO.	PAGE NO.	PART NO.	PAGE NO.
22-02448-00SV	41, 45, 49, 53, 57	22-04134-03	95	22-50098-16	41, 45, 49, 53, 57
22-04044-02	81, 83	22-04134-04	95	22-50098-40	41, 45, 49, 53, 65, 67
22-04053-01	41	22-04134-05	95	22-50098-40C	41, 45, 49, 53, 57, 65, 67
22-04054-01	43, 51	22-04135-00	96	22-50098-97	43, 47, 51, 65, 67
22-04061-00	43, 47, 51, 59	22-04135-01	96	22-50098-98	43, 47, 51, 65, 67
22-04062-01	45	22-04135-02	96	22-50098-98A	43, 47, 51, 65, 67
22-04063-01	47	22-04135-03	96	22-50098-99	60, 62, 65, 67, 94
22-04089-00	65, 67, 81, 83, 85, 87, 89	22-04135-04	96	22-50098-99A	60, 62, 65, 67, 94
22-04101-00	90, 92, 93	22-04135-05	96	22-50099-00	71, 73
22-04102-00	92, 93	22-04135-06	96	22-50099-02	94, 96
22-04104-00	81, 83	22-04135-07	96	22-50099-02A	94, 96
22-04108-00	81, 83	22-04135-08	96	22-50099-10	39
22-04109-00	43, 47, 51, 65	22-04135-09	96	22-50099-11	39
22-04109-01	67	22-04135-10	96	22-50099-12	39
22-04112-00	60	22-04135-11	96	22-50099-13	85, 87, 89
22-04112-01	62	22-04135-12	96	22-50100-00	41, 45, 49, 53
22-04112-02	65, 67	22-04136-00	51, 65, 67	22-50141-00	49, 53, 61, 62, 63, 74, 76, 77, 79, 85, 87, 89
22-04113-00	43, 47, 51, 65	22-04137-00	61, 63, 65	22-50142-00	49, 53, 61, 62, 63, 65, 67, 74, 75, 76, 77, 99
22-04113-01	67	22-04137-01	67	22-50241-00	68, 69, 70, 71, 73, 75
22-04115-00	94	22-04140-00	61	22-50269-00	3, 7, 11, 19, 43, 47, 51, 59
22-04116-00	68, 69, 70, 71, 73, 75, 76, 77, 94	22-04140-01	62	22-50270-00	3, 7, 11, 19
22-04119-00	68, 69, 70, 71, 72	22-04141-00	49	22-50271-00	3, 7, 11, 19, 43, 47, 51, 59
22-04120-00	68, 69, 70, 71, 72	22-04142-00	53	22-50272-00	3, 7, 11, 19
22-04121-00	68, 69, 70, 71, 73, 94	22-04148-00	90		
22-04121-01	68, 69, 70, 71, 73, 94	22-04149-00	77		
22-04133-00	60	22-04150-00	57		
22-04133-01	62	22-04151-00	59		
22-04134-00	95	22-04153-00	65		
22-04134-01	95	22-04153-01	67		
22-04134-02	95	22-04158-00	85, 87, 89, 90, 93		
		22-50078-01SV	57		
		22-50078-02SV	57		
		22-50078-47A	57		
		22-50078-55	68, 69, 70, 71, 73		
		22-50078-58A	94		
		22-50078-59D	68, 69, 70, 71, 73, 91, 94		

PART NUMBER INDEX

PART NO.	PAGE NO.	PART NO.	PAGE NO.	PART NO.	PAGE NO.
22-50273-00	3, 7, 11, 19, 41, 45, 49, 53, 57	22-50363-00	77	34-00946-06	61, 63, 65, 67
22-50274-00	3, 7, 11, 19, 41, 45, 49, 53, 57	22-50365-00	77	34-00946-52	81, 83
22-50310-00	41, 45, 49, 53, 57	22-60254-33	77	34-00946-56	43, 47, 51, 65, 67, 92, 93
22-50311-00	41, 45, 49, 53, 57	22-60300-02	3, 7, 11, 19, 43, 47, 51, 59	34-00946-58	37
22-50312-00	41, 45, 49, 53, 57	22-60300-03	3, 7, 11, 19, 43, 47, 51, 59	34-01146-06	5, 9, 37
22-50313-00	41, 45, 49, 53, 57	22-60300-12	43, 47, 51, 59	34-01151-05	27, 29
22-50314-00	39, 41, 45, 49, 53, 65, 67, 77	22-60540-40	85, 87, 89, 90, 93	34-01151-06	11, 19, 27, 29, 31, 32, 33, 35, 37, 61, 63, 65, 67, 100, 102, 104, 106, 108, 110
22-50315-00	41, 45, 49, 53, 65, 67, 77	34-00363-11	90	34-01151-16	9
22-50316-00	43, 47, 51, 59	34-00372-122	43, 47, 51, 65, 66, 85, 87, 89, 92, 93	34-01152-22	37
22-50317-00	43, 47, 51, 59	34-00373-05	9	34-01152-35	5, 9
22-50318-00	43, 47, 51, 59	34-00373-07	9	34-01184-03	51, 65, 67
22-50319-00	43, 47, 51, 59	34-00373-11	27	34-01184-04	81, 83, 85, 87, 89, 90, 92, 93
22-50320-00	43, 47, 51, 59	34-00373-53	37	34-01184-05	85, 87, 89, 90
22-50321-00	43, 47, 51, 59	34-00662-19	5, 9	34-01184-06	5, 9, 11, 19, 27, 29, 31, 32, 33, 35, 37, 81, 83, 85, 87, 89, 91
22-50322-00	43, 47, 51, 59	34-00663-11	81, 83	34-01184-08	37
22-50323-00	43, 47, 51, 59	34-00664-06	81, 83	34-01184-56	100, 102, 104, 106, 108, 110
22-50324-00	43, 47, 51, 59	34-00928-01	27, 29	34-01227-06	81, 83, 90
22-50336-00	41, 45, 49, 53	34-00928-02	13, 21, 37, 91, 92, 93	34-01266-20	5, 9, 11, 19, 27, 29, 31, 37
22-50337-00	41, 45, 49, 53	34-00928-03	5, 9	34-01267-20	5, 9
22-50344-00	39, 77	34-00928-07	43, 47, 51, 65, 67	34-01295-14	27, 29
22-50353-00	43, 47, 51	34-00928-08	27, 29, 100, 102, 104, 106, 108, 110	34-06136-01	61, 63, 65, 67, 68, 69, 70, 71, 72, 92
22-50362-00	77	34-00928-13	3, 7	34-06199-01	15, 23
		34-00944-04	81, 83, 85, 87, 89, 90, 93		
		34-00944-05	85, 87, 89, 90		
		34-00945-06	81, 83, 90		

PART NUMBER INDEX

PART NO.	PAGE NO.	PART NO.	PAGE NO.	PART NO.	PAGE NO.
34-06199-02	81, 83	42-00264-61	27, 29	42-00639-13	115, 116, 117
34-06298-12	11, 19, 27, 29, 31	42-00618-00	11	42-00639-14	114, 116
34-06298-16	15, 23	42-00618-01	15, 23	42-00639-15	115, 116, 117
34-06299-20	15, 23, 81, 83, 85, 87, 89	42-00618-04	11, 19	42-00639-16	114, 116
34-06300-00	27, 29	42-00620-00	29	42-00639-17	115, 116, 117
34-06300-20	27, 29	42-00621-00	29	42-00639-18	114, 116
34-06308-07	128, 129, 130, 131, 132	42-00621-01	27	42-00639-19	115, 116, 117
34-06314-00	99	42-00622-00	11, 19	42-00639-19	115, 116, 117
34-50076-00	3, 7, 11, 15, 19, 23	42-00623-00	11, 27, 29	42-00640-00	13
34-60000-20	91, 92, 93	42-00623-01	15, 23	42-00640-01	21
34-60044-00	11, 19, 27, 29, 31	42-00623-02	19	42-00640-01	21
34-60092-20	81, 83, 85, 87, 89	42-00623-03	5	42-00641-00	15, 23
34-60202-16	104, 106, 108, 112	42-00623-04	9	42-00642-00	27
34-60202-25	32, 33, 100, 102, 104, 106, 108, 110, 112	42-00624-00	11, 19	42-00642-01	29
38-00579-00	3, 7	42-00625-00	11, 19	42-00647-00	119, 121, 122, 123, 125, 127
38-00581-00	11, 19	42-00634-00	27	42-00647-03	119, 121, 123, 125, 127
40-00081-00	32, 33, 37	42-00634-01	29	42-00649-00	13, 21
40-00168-03	5	42-00635-00	13, 21	42-00649-01	27, 29
40-00168-05	11	42-00635-01	13, 21	42-00649-02	27, 29
40-00169-48	21	42-00635-02	13, 21	42-00649-03	15, 23
40-00275-01	3, 21	42-00635-03	13, 21	42-00650-00	27
40-00558-01	11	42-00637-00	27, 31	42-00650-01	29
40-00666-00	37	42-00639-00	114, 116	42-00651-00	21
40-01124-00	5, 7	42-00639-01	115, 116, 117	42-00652-00	13, 21
42-00032-00	57	42-00639-02	114, 116	42-00654-01	104, 106, 108
42-00032-07	27, 29	42-00639-03	115, 116, 117	42-00654-02	27, 31
42-00183-31	5, 9, 43, 47, 49, 53, 57, 63, 67, 97	42-00639-04	114, 116	42-00654-03	29
		42-00639-05	115, 116, 117	42-00654-04	27, 29
		42-00639-06	114, 116	42-00654-05	29
		42-00639-07	115, 116, 117	42-00655-01	100, 102, 104, 106, 108, 110
		42-00639-08	114, 116	42-00658-00	118, 120, 122, 124, 126
		42-00639-09	115, 116, 117		
		42-00639-10	114, 116		
		42-00639-11	115, 116, 117		
		42-00639-12	114, 116		

PART NUMBER INDEX

PART NO.	PAGE NO.	PART NO.	PAGE NO.	PART NO.	PAGE NO.
42-00658-01	119, 121, 123, 125, 127	42-00687-00	118, 122	42-00691-00	60, 62
		42-00687-01	118, 122	42-00701-00	90
42-00658-02	119, 121, 123, 125, 127	42-00687-02	119, 123	42-00702-00	37
		42-00687-03	119, 123	42-01120-01	11, 21
42-00658-03	119, 121, 123, 125, 127	42-00687-04	119, 123	44-00045-02	32, 33
		42-00687-05	119, 123	44-00045-03	32, 33, 37, 59
42-00658-04	119, 121, 123, 125, 127	42-00687-06	119, 123	44-00045-11	27, 29
		42-00687-07	119, 123	44-00045-27	41, 45, 49, 53, 57
42-00658-19	118, 120, 122, 124, 126	42-00687-08	119, 123	44-00102-56	32, 33, 37
		42-00687-09	119, 123	44-00356-00	81, 83, 85, 87, 89
42-00658-20	119, 121, 123, 125, 127	42-00687-10	119, 123	44-00356-10	81, 83, 85, 87, 89
		42-00687-11	119, 123	44-00432-00	15, 23
42-00658-21	119, 121, 123, 125, 127	42-00687-12	119, 122	44-00433-00	15, 23
		42-00687-13	119, 122	44-00437-00	41, 45, 49, 53
42-00658-22	119, 121, 123, 125, 127	42-00687-20	120, 122, 124	44-01043-07	41, 45, 49, 53, 57, 63, 67, 97
		42-00687-21	120, 122, 124	48-00397-00	15, 23
42-00658-23	119, 121, 123, 125, 127	42-00687-22	121, 123, 125	50-00246-00	99
		42-00687-23	121, 123, 125	54-00595-00	15, 23
42-00658-24	119, 121, 123, 125, 127	42-00687-24	121, 123, 125	54-00604-00	3, 7
		42-00687-25	121, 123, 125	54-00605-00	11, 19
42-00658-25	119, 121, 122, 125, 127	42-00687-26	121, 123, 125	54-00624-00	99
		42-00687-27	121, 123, 125	54-00624-01	99
42-00661-00	13	42-00687-28	121, 123, 125	54-00624-02	99
42-00661-01	21	42-00687-29	121, 123, 125	54-00624-03	99
42-00665-00	3, 7	42-00687-30	121, 123, 125	56-08309-00	11
42-00672-01	43, 47, 51, 65, 66, 67	42-00687-31	121, 123, 125	56-08310-00	3, 7
42-00682-00	92	42-00687-32	121, 122, 125	56-08324-00	11
42-00682-01	93	42-00687-33	121, 122, 125	56-08374-00	11
42-00683-00	43, 47, 51, 64, 66	42-00689-00	81, 85, 87, 89	56-08375-00	11
42-00684-00	119, 123			56-08376-00	3
42-00684-01	121, 123, 125			56-08376-01	3
42-00685-00	83			56-08378-00	3, 21
				56-08380-00	3
				56-08380-01	21

PART NUMBER INDEX

PART NO.	PAGE NO.	PART NO.	PAGE NO.	PART NO.	PAGE NO.
56-08381-00	27	58-04321-00F50	97	58-04718-08	101, 103, 105, 107, 109
56-08383-00	7	58-04604-00	5, 9		
56-08440-00	3	58-04604-01	5, 9	58-04718-09	101, 103, 105, 107, 109
56-08441-00	3	58-04646-00	15, 23		
56-08442-00	5, 7	58-04647-00	11, 19	58-04719-00	100, 102, 104, 107, 109, 111
56-08443-00	11	58-04648-00	11, 19		
56-08444-00	9	58-04649-00	11	58-04719-01	101, 103, 105, 107, 109, 111
56-08445-00	21	58-04650-00	19		
56-08446-00	21	58-04651-00	3, 7	58-04719-02	101, 103, 105, 107, 109, 111
56-08449-00	19	58-04656-00	11, 19		
56-08450-00	19	58-04681-00	19	58-04719-03	101, 103, 105, 107, 109, 111
56-08540-00	21	58-04690-00	15, 23		
56-08541-00	21	58-04694-00	15, 23	58-04719-04	101, 103, 105, 107, 109, 111
56-08580-00	3, 7	58-04704-00	13, 21		
56-08581-00	7	58-04704-01	13, 21	58-04719-05	101, 103, 105, 107, 109, 111
56-08587-00	7	58-04705-00	13, 21		
56-08646-00	37	58-04705-01	13, 21	58-04719-06	101, 103, 105, 107, 109, 111
56-08647-00	37	58-04712-00	27		
56-08648-00	37	58-04713-00	29	58-04719-07	101, 103, 105, 107, 109, 111
56-08649-00	37	58-04718-00	100, 102, 104, 107, 109		
56-08650-00	37	58-04718-01	101, 103, 105, 107, 109	58-04719-08	101, 103, 105, 107, 109, 111
56-08651-00	37				
56-08652-00	37	58-04718-02	101, 103, 105, 107, 109	58-04719-09	101, 103, 105, 107, 109, 111
56-08653-00	37				
56-67127-00	32, 33				
58-00065-56	37				
58-00065-61	3, 7, 37				
58-00065-75	3, 7				
58-00848-00	97			58-04723-00	13, 21
58-00858-00	97	58-04718-04	101, 103, 105, 107, 109	58-04724-00	102, 104, 106
58-00906-00	97				
58-01370-00	81, 83	58-04718-05	101, 103, 105, 107, 109	58-04750-00	81, 83
58-04223-03	37			58-60264-08	27, 29
58-04223-13	33	58-04718-06	101, 103, 105, 107, 109	58-67006-00	32
58-04223-14	32, 33, 37			62-02138-00	81, 83, 85, 87, 89, 90, 92, 93
58-04223-20	37	58-04718-07	101, 103, 105, 107, 109	62-02895-00	133
58-04223-21	37			62-10530-21	91
58-04316-00	5, 9, 57				

PART NUMBER INDEX

PART NO.	PAGE NO.	PART NO.	PAGE NO.	PART NO.	PAGE NO.
62-10530-22	91	68-14775-00	11, 19	68-15093-01	37, 100, 102, 104, 106, 108, 110
62-10530-23	91	68-14789-00	3, 7	68-15145-00	100, 101, 105, 109
62-10530-24	91	68-14790-00	3, 7	68-15145-01	101, 105, 109
62-11128-00	134	68-14791-00	3, 7	68-15145-02	101, 105, 109
62-11129-00	133	68-14797-00	11, 19	68-15145-03	101, 105, 109
62-11130-00	81	68-14797-01	11, 19	68-15145-04	101, 105, 109
62-11133-00	81, 83	68-14896-00	9	68-15145-05	101, 105, 109
62-11133-01	81, 83	68-14899-00	3, 7	68-15145-07	101, 105, 109
62-11135-00	83	68-14900-00	3, 7	68-15145-10	102, 103, 105, 107
62-11136-00	134	68-14901-00	7	68-15145-11	103, 105, 107
62-11136-01	134	68-14923-00	19	68-15145-12	103, 105, 107
62-11267-00	85, 87, 89	68-14952-00	19	68-15145-13	103, 105, 107
62-11268-00	85, 87, 89, 90	68-14952-01	19	68-15145-14	103, 105, 107
62-11285-00	85, 87, 89	68-14997-00	11, 19	68-15145-15	103, 105, 107
62-11296-00	93	68-15025-00	27	68-15145-17	103, 105, 107
62-11298-00	81, 83	68-15026-00	29	68-15145-20	111, 113
62-11422-00	91	68-15040-00	5	68-15145-21	111, 113
62-11423-00	93	68-15088-00	32, 33	68-15145-22	111, 113
62-11432-00	91	68-15088-01	32, 33	68-15145-23	111, 113
62-62039-00	133	68-15093-00	37, 100, 102, 104, 106, 108, 110	68-15145-24	111, 113
65-00186-00	3, 7	68-15093-01	37, 100, 102, 104, 106, 108, 110	68-15145-25	111, 113
66-11298-00	92	68-15094-00	100, 102, 104, 106, 108	68-15145-27	111, 113
66CH1-1002-74	91	68-15094-01	100, 102, 104, 106, 108	68-15147-00	104, 106, 108
66CH1-1002-98	91	68-15096-00	37, 100, 102, 104, 106, 108, 110	68-15152-00	27, 29, 31
66CH1-1002-99	91	68-15117-00	13, 21	68-15152-01	27, 29, 31
66U1-3882	27, 29, 97	68-15117-01	13, 21	68-15168-00	106, 108, 112
66U1-3882-4	39, 97	68-15136-00	29		
66U1-3882-5	81, 83, 91	68-15137-00	27		
66U1-5562-5	9	68-15139-00	27, 29, 31		
66U1-5562-7	68, 69, 71, 85, 87, 93	68-15139-01	27, 29, 31		
68-14760-00	3, 7				
68-14762-00	11				
68-14763-00	15, 23				
68-14763-02	11, 19				
68-14764-00	3				
68-14773-00	3, 7				

PART NUMBER INDEX

PART NO.	PAGE NO.	PART NO.	PAGE NO.	PART NO.	PAGE NO.
68-15208-00	128, 129, 130, 131, 132	68-15326-08	128, 129, 130, 131, 132	73-00206-00	15, 23
68-15208-05	128, 129, 130, 131, 132	68-15326-10	128, 129, 130, 131, 132	73-00207-00	23
68-15208-08	128, 129, 130, 131, 132	68-15326-12	128, 129, 130, 131, 132	73-00213-00	27, 29, 31
68-15208-12	128, 129, 130, 131, 132	68-15326-16	128, 129, 130, 131, 132	79-01943-00	3, 7
68-15208-16	128, 129, 130, 131, 132	68-15352-00	81	81-04063-00	37
68-15240-00	5, 9	68-15360-00	5, 9	81-67020-00	32, 33
68-15299-00	90, 92, 93	68-15361-00	5, 9	81-67021-00	32, 33
68-15302-00	92	68-15362-00	3, 7	81-67023-00	32, 33, 37
68-15305-00	43, 47, 51	68-15451-00	27	81-67023-01	32, 33
68-15307-00	27	68-15452-00	29	86-04651-00	92
68-15308-00	27	68-15500-00	93	86-04652-00	43, 47, 51
68-15309-00	29	68-15501-00	85, 87, 89	86-04653-00	83
68-15310-00	29	68-15521-00	32, 33	86-04657-00	81
68-15312-00	43, 47, 51, 64, 66	68-15521-01	32, 33, 37	86-04696-00	90
68-15313-00	61, 63	68-15540-00	31	86-04700-00	65, 67
68-15316-00	83	68-15541-00	31	86-04711-00	93
68-15325-00	9	68-15542-00	31	86-04713-00	85, 87, 89
68-15326-00	128, 129, 130, 131, 132	68-15546-00	64, 66	8HD9096D	5, 9
68-15326-05	128, 129, 130, 131, 132	68-15547-00	37	91-00378-00	68, 69, 70, 71, 73, 92
68-15326-06	128, 129, 130, 131, 132	68-15568-00	90	91-00379-00	43, 47
68-15326-07	128, 129, 130, 131, 132	68-15610-00	27, 29	91-00381-00	71, 72, 83
		68-15626-00	85, 87, 89, 91, 93	91-00383-00	68, 69, 70, 81
		68-15626-02	91	91-00383-03	74
		68-67042-01	32, 33, 35, 37	91-00384-00	68
		68-15168-00	104	91-00384-01	69
		69NT35-3282	27, 29	91-00384-02	70
		69NT41-982-3	81, 83, 90	91-00385-00	71
				91-00385-01	72
				91-00388-03	75, 76, 93
				91-00388-04	79, 93
				91-00389-00	51
				91-00390-03	74, 85
				91-00390-04	75, 87
				91-00390-05	76, 89
				91-00391-00	77, 90
				91-00399-00	64
				91-00399-01	66
				AC201-951	41, 45, 68, 69, 70
				AC201-952	41, 45



A member of the United Technologies Corporation family. Stock symbol UTX
©2008 Carrier Corporation D Printed in U. S. A. 0208



Carrier

A United Technologies Company

Carrier Transicold Division,
Carrier Corporation
Transport Air Conditioning Group
P.O. Box 4805
Syracuse, N.Y. 13221 U.S.A

www.carrier.transicold.com